

(No Model.)

J. H. WHITE.
VIOLIN BOW HOLDER.

No. 522,543.

Patented July 3, 1894.

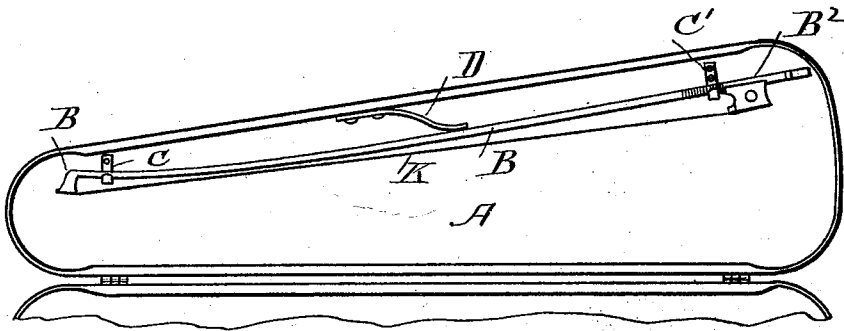


Fig. 1

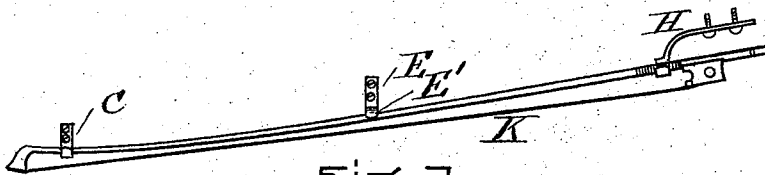


Fig. 2.



Fig. 3.

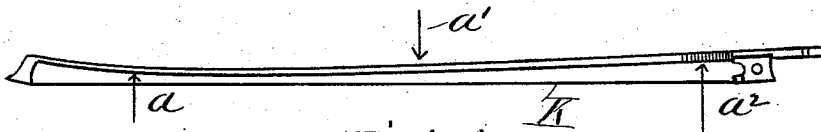


Fig. 4.

WITNESSES
Frank G. Parker
Edward S. Day

INVENTOR

J. Henry White

UNITED STATES PATENT OFFICE.

JAMES HENRY WHITE, OF READING, ASSIGNOR TO HOWARD C. BARNES, OF BOSTON, MASSACHUSETTS.

VIOLIN-BOW HOLDER.

SPECIFICATION forming part of Letters Patent No. 522,543, dated July 3, 1894.

Application filed April 23, 1894. Serial No. 508,703. (No model.)

To all whom it may concern:

Be it known that I, JAMES HENRY WHITE, of Reading, in the county of Middlesex and State of Massachusetts, have invented a new and useful Improvement in Violin-Bow Holders, of which the following, taken in connection with the accompanying drawings, is a specification.

My invention relates to devices for holding violin bows when not in use, the object being to so arrange and construct the holding devices that the bow shall be subjected to yielding fastenings, which while securely holding the bow will maintain upon it a strain the tending of which is to retain its desired bend or curvature. This object I attain by means of the construction shown in the accompanying drawings, in which—

Figure 1 is a plan view showing the interior of a violin box cover, also showing a bow and the devices for holding it. Fig. 2 shows a modification of the construction and arrangement. Fig. 3 is a detail showing one of the parts in side elevation. Fig. 4 is a view to be used in illustrating the principle of the working of my invention.

In Fig. 1, I have shown a desirable arrangement for putting my invention in practice. In this figure, A represents the cover of the box, C and C' two hooks attached to the inside of the cover, and arranged to hold the bow B B' B² as shown. The center of the bow is held by a spring D which presses upon the center of the back of the bow acting against the tendency of the hooks C C' so as to hold the bow yieldingly to its proper curvature.

In Fig. 2 the hook C is of the same construc-

tion as that of Fig. 1, but the center support E E' (see also Fig. 3) acts as a brace against the back of the bow, while the end support H is made as a spring hook acting in connection with the members E and C to hold the bow to its true curvature.

The distinctive characteristics of my invention are that it holds the bow at three points, and that the strain on the bow is in the direction of the arrows *a a' a²*, Fig. 4 and is a yielding strain so that the hairs K as they contract or expand are opposed by a yielding force. Therefore the bow is always maintained at its proper curvature and the hair is not subjected to any undue strain.

From the above it may be seen that I employ a new principle in holding the bow, by which I am enabled to retain and preserve the original curve of the bow by holding it by a spring pressure, thus keeping a tension on the bow hair sufficient to counteract the ill effect of the expansion or contraction of the hair due to atmospheric changes.

I claim—

In a device for holding violin bows, the combination of hooks or stays adapted to yieldingly hold the bow at each end and the middle in such a manner that the bow shall retain its normal curve, substantially as and for the purpose set forth.

In testimony whereof I have signed my name to this specification, in the presence of two subscribing witnesses, on this 20th day of April, A. D. 1894.

J. HENRY WHITE.

Witnesses:

FRANK G. PARKER,
EDWARD S. DAY.