(No Model.) 2 Sheets—Sheet 1.

G. GOLDSCHMIDT.

BED COUCH.

No. 455,921. Patented July 14, 1891.

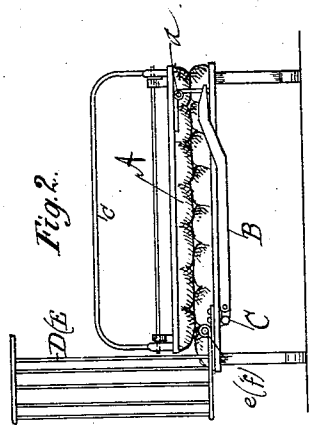

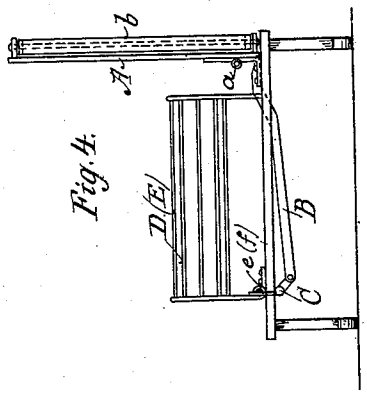

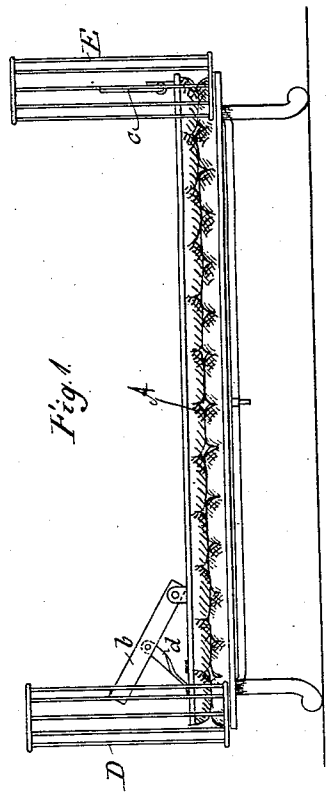

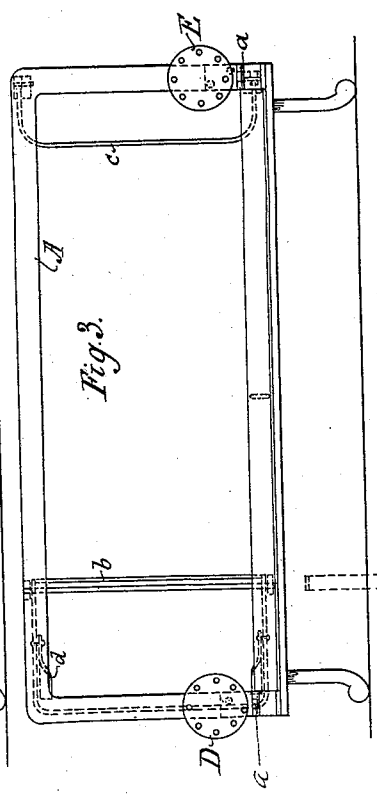

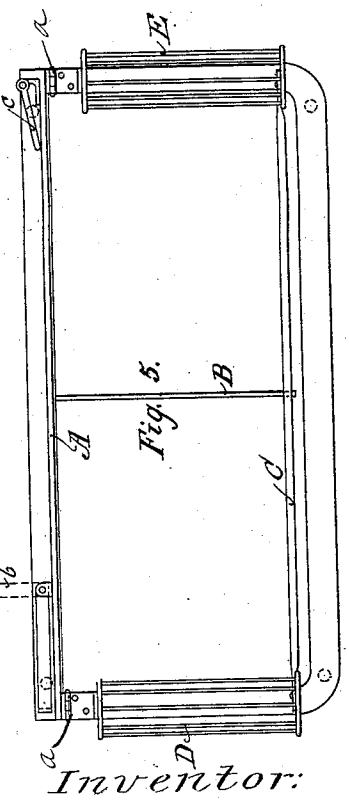

Witnesses:
E. B. Bolton
E. L. Richards

Inventor:
Gustav Goldschmidt
By Richards & Bolton
his Attorneys.

THE NORRIS PETERS CO., PHOTO-LITHO., WASHINGTON, D. C.

(No Model.) 2 Sheets—Sheet 2.

G. GOLDSCHMIDT.

BED COUCH.

No. 455,921. Patented July 14, 1891.

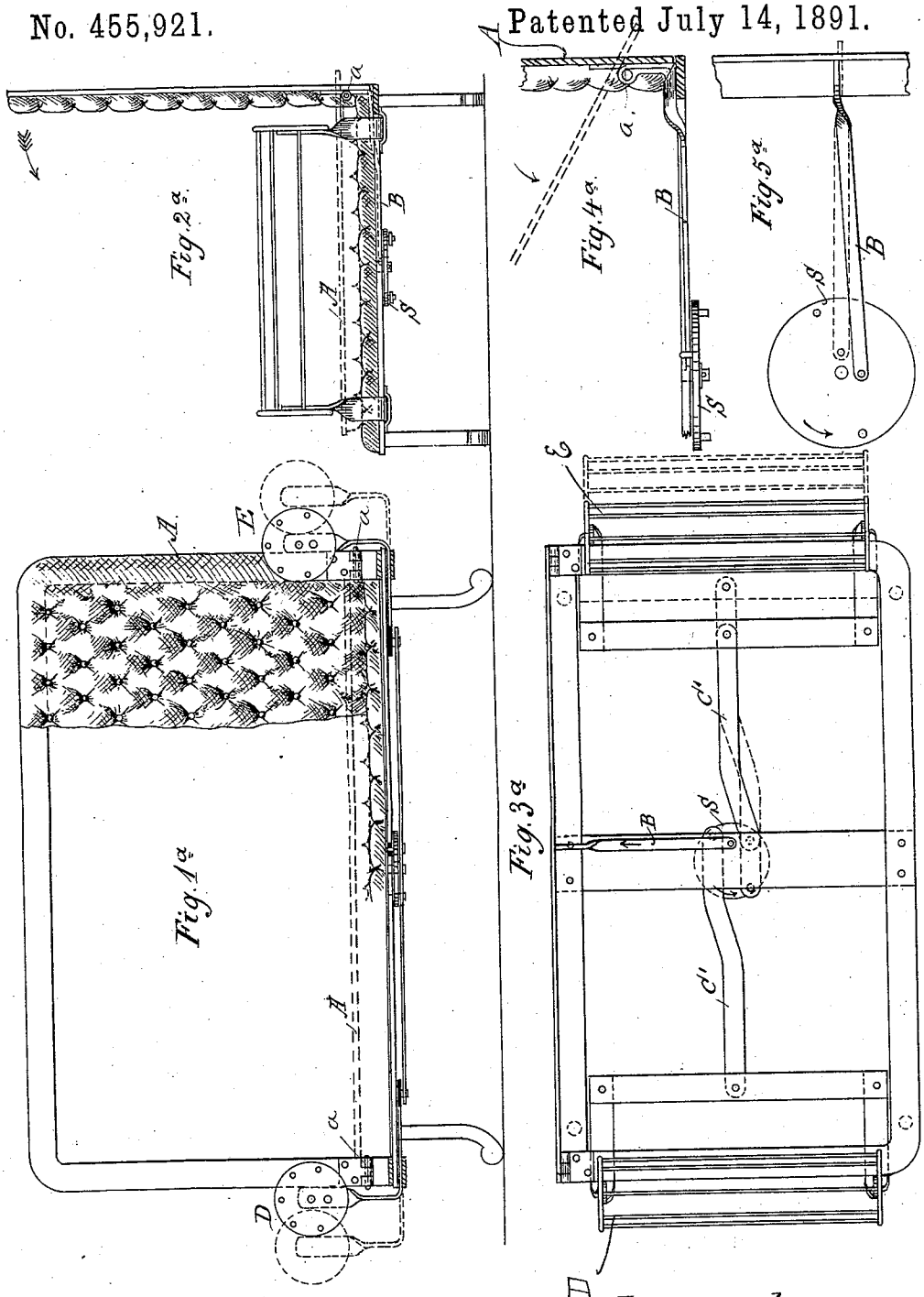

Witnesses
E. B. Bolton
E. L. Richards

Inventor:
Gustav Goldschmidt
By Richards & Q
his Attorneys.

THE NORRIS PETERS CO., PHOTO-LITHO., WASHINGTON, D. C.

UNITED STATES PATENT OFFICE.

GUSTAV GOLDSCHMIDT, OF BERLIN, GERMANY, ASSIGNOR TO BERNHARD SCHLESINGER, OF NEW YORK, N. Y.

BED-COUCH.

SPECIFICATION forming part of Letters Patent No. 455,921, dated July 14, 1891.

Application filed June 14, 1890. Serial No. 355,492. (No model.) Patented in Germany July 24, 1889, No. 48,710.

To all whom it may concern:

Be it known that I, GUSTAV GOLDSCHMIDT, a subject of the King of Prussia, German Empire, and a resident of the city of Berlin, in the Kingdom of Prussia, Germany, have invented certain new and useful Improvements in Bed-Couches, (patented in Germany July 24, 1889, No. 48,710;) and I hereby declare that the following is a full, clear, and exact description of the same.

The object of this invention is a bed-couch in which certain improvements in construction and operation are attained, as hereinafter more particularly set forth and claimed.

In the accompanying drawings the new couch-bed is represented in two complete forms, so that its novelty and peculiarity are clearly set forth; also, the movable side rails or arms and automatic backward motion of the back by the removal of these rails, and, lastly, the employment of the side rails as a night-table, &c.

In said drawings, Figure 1 is a side elevation with the back folded down and the side rails or arms folded up for use as a bed. Fig. 2 is an end view of the same. Fig. 3 is a front elevation with the back up and the arms or side rails down. Fig. 4 is an end and Fig 5 a plan view of the same. Fig. 1^a is a front view of a modified form of device with the parts unfolded or in position for use as a sofa or couch. Fig. 2^a is an end view of the same. Fig. 3^a is a plan view with the upholstering removed. Fig. 4^a is an elevation, and Fig. 5^a a plan, of the back-supporting mechanism.

The back A of the couch-bed, Figs. 1 to 5, fastened to the frame of the couch by hinges *a*, Figs. 3 and 4, and provided with the customary cushions on the front, is adjusted on its reverse side as a mattress. On this reverse side are fixed swinging supports *b c*, covered with material in such a way that they lie on the mattress when the back is upright, Figs. 3 and 5, and, on the other hand, they can be raised with the lowering of the back, and they then serve as head-props or as supports, Fig. 1. The props or cushion-supports *b* may be held in an intermediate position by the help of the braces *d* and by notching the back, and so that the person reclining can take his choice of the supports provided for him. The rail or push-bar B is connected with the ledge or rod C, which bar stretches crosswise of the couch-bed, and its disengaged end runs as far as the couch-frame. The ledge C is fastened to the front part of the side rails D E, Fig. 5, which are joined to the couch-frame by hinges *e f*. The side rails can be raised sidewise from the front, Figs. 1 and 2, and thus the ledge C, fastened to them, exerts a pressure by this proceeding which pushes the rail or push-bar B against the back A. By this means the back A involuntarily closes on the cushions of the seat, Fig. 1, and now if the head and foot supports *b c* be raised and the former *b* be placed in the right place by means of the braces a bed of the normal length is formed, at the head (and at the foot also) of which is a night-table. These night-tables, formed of the upright side rails or arms D E, are shaped like a column and may serve, if provided with a slab, for the reception of the desired object when the sofa-bed is drawn out.

In the above-described complete formation of the couch-bed the adequate length of bed and the automatic opening and folding of the couch have been aimed at by raising the side rails or arms of the couch sidewise; but this effect may also be produced by extending the side rails or arms along the length of the couch, as shown by the complete formation in Figs. 1^a to 5^a. The back A is hinged on its lower edge at *a* to the couch-frame, and is fitted up in the manner already described. The side rails or arms D E, on the contrary, are laid on the couch-frame in suitable manner, so that they may be drawn back lengthwise with the couch, and by this means they turn a disk S, which is in the center of the frame, Figs. 3^a to 5^a, and with which it is connected loosely by the links C′ C′. The bar or rail B, resting against the back A, is likewise pivotally connected with the disk S and laid in a suitable manner above the frame of the couch.

To form a couch the movable parts are in the position designated by full lines in Figs. 1^a to 4^a. If, however, the side rails or arms D E

are drawn out, (see the dotted position, Fig. 1,) disk S will be turned, and the push bar or rail B shifts from the position shown in Figs. 4 and 5 to the dotted position, Fig. 5. Push-bar B thus presses against the back A and turns it over, Fig. 4ª, dotted position. The back A falls on the seat-cushion of the couch and turns the mattress side upward. The supports *b* and *c* of the back may be omitted in this position of the couch, since here the side rail or arm D, having been drawn out, serves as a support for the cushion, and side rails or arms E support the feet.

If I desire to dispense with the service of the side rails or arms as night-tables, the couch-bed can take the form just described above, and here, also, the main object is attained—viz., the lengthening of the couch to the adequate length of a bed and the easy automatic backward motion of the back.

What I claim is—

1. In a couch-bed, the combination, with the main horizontal portion, of the back A, hinged thereto, the movable side rails or arms D E, the push-bar B, adapted to engage the back, and connections between said rails and bar, whereby the movement of the former operates said bar, substantially as set forth.

2. In a couch-bed, the combination, with the main horizontal portion, of the back A, hinged thereto, the movable side rails or arms D E, the push-bar B, adapted to engage the back, and connections, comprising the disk S and links C′ C′, between said rails and bar, whereby the movement of the former operates said bar, substantially as set forth.

In witness whereof I have hereunto set my hand in presence of two witnesses.

GUSTAV GOLDSCHMIDT.

Witnesses:

ALEX. SCHOLZE,

GOTTFRIED NIEMÖLLER.