



US00D346900S

**United States Patent** [19]  
**Gill**

[11] **Patent Number: Des. 346,900**  
[45] **Date of Patent: \*\* May 17, 1994**

[54] **ARTICLE HOLDER FOR ATTACHMENT TO A VEHICLE SEAT**

[76] **Inventor: James H. Gill, 102 Wildfox La., New Kent, Va. 23124**

[\*\*] **Term: 14 Years**

[21] **Appl. No.: 371,965**

[22] **Filed: Jun. 27, 1989**

[52] **U.S. Cl. .... D12/416; D6/564**

[58] **Field of Search ..... D3/40, 74; D6/513, 514, D6/564; D2/227; 383/38, 39; 224/273, 275, 279, 42.42; 108/45; 296/37.1, 37.5, 37.8, 37.16**

[56] **References Cited**

**U.S. PATENT DOCUMENTS**

D. 147,587	9/1947	Kaplan .....	D6/564
D. 159,895	8/1950	Douglas et al. ....	D6/564
D. 292,347	10/1987	Scott-Smith .....	D3/40
D. 299,895	2/1989	Converti .....	D6/514
D. 312,349	11/1990	Pogue .....	D3/40
2,223,532	12/1940	Sallop .....	224/275

2,979,098	4/1961	Greaves .....	150/1
3,014,759	12/1961	Bing .....	297/191
3,388,886	6/1968	Tucker .....	248/361

*Primary Examiner*—James M. Gandy  
*Attorney, Agent, or Firm*—Henderson & Sturm

[57] **CLAIM**

The ornamental design for an article holder for attachment to a vehicle seat, as shown and described.

**DESCRIPTION**

FIG. 1 is a perspective view of an article holder for attachment to a vehicle seat showing my new design it being understood that the broken lines are for illustrative purposes only and form no part of the claimed design;

FIG. 2 is a front elevation view thereof;


FIG. 3 is a right side elevation view thereof;

FIG. 4 is a left side elevation view thereof;


FIG. 5 is a top plan view thereof;

FIG. 6 is a rear elevation view thereof; and,


FIG. 7 is a bottom plan view thereof.



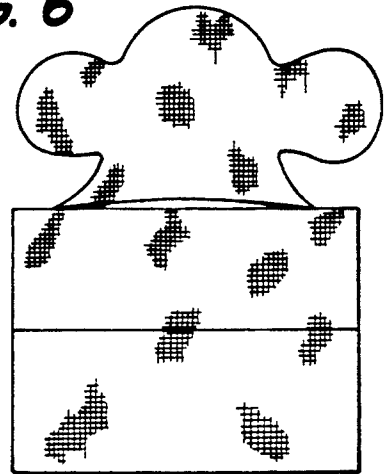
**FIG. 1**



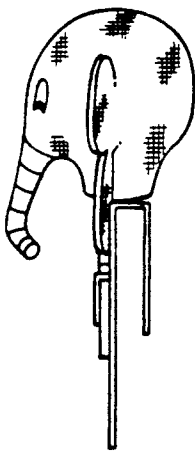
**FIG. 2**



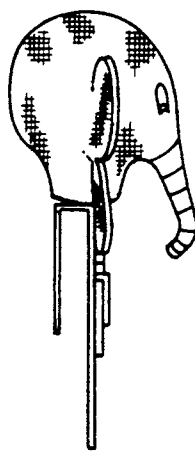
**FIG. 6**



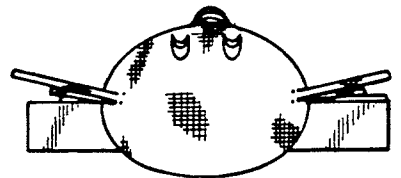
**FIG. 3**



**FIG. 4**



**FIG. 5**



**FIG. 7**

