United States Patent [19]

Tohdoh

[11] **Patent Number: Des. 310,470**

[45] **Date of Patent: ** Sep. 11, 1990**

[54] **PORTABLE ELECTRIC GRINDER**

[75] Inventor: **Masaharu Tohdoh,** Hiroshima, Japan

[73] Assignee: **Ryobi Ltd.,** Hiroshima, Japan

[**] Term: **14 Years**

[21] Appl. No.: **94,790**

[22] Filed: **Sep. 8, 1987**

[30] **Foreign Application Priority Data**

Mar. 9, 1987 [JP] Japan 62-8997

[52] **U.S. Cl.** **D8/62**

[58] **Field of Search** ..... D8/30, 61, 62; D19/53; D4/100, 101; D7/139; 51/170 PT; 81/54, 57.11, 57.14, 57.26; 173/163; 310/50

[56] **References Cited**

U.S. PATENT DOCUMENTS

2,906,067 9/1959 Hale ..... 51/170 PT

FOREIGN PATENT DOCUMENTS

172443 10/1934 Fed. Rep. of Germany 81/54

OTHER PUBLICATIONS

AEG Power Tool Catalog: p. 27; bottom panel, Die Grinder #GSL-500.

Japanese Design Registration 624903 published May 11, 1984.

Japanese Design Registration 331965 published Jul. 7, 1971.

Primary Examiner—Winifred E. Herrmann

Assistant Examiner—John Warchol

Attorney, Agent, or Firm—Sughrue, Mion, Zinn, Macpeak & Seas

[57] **CLAIM**

The ornamental design for a portable electric grinder, as shown.

DESCRIPTION

FIG. **1** is a front, top and right side perspective view of a portable electric grinder showing my new design,

FIG. **2** is a right side elevational view thereof;

FIG. **3** is a left side elevational view thereof;

FIG. **4** is a front elevational view thereof;

FIG. **5** is a rear elevational view thereof;

FIG. **6** is a top plan view thereof; and

FIG. **7** is a bottom plan view thereof.

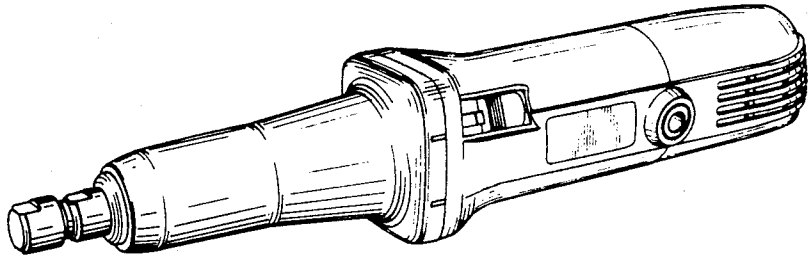

FIG. 1

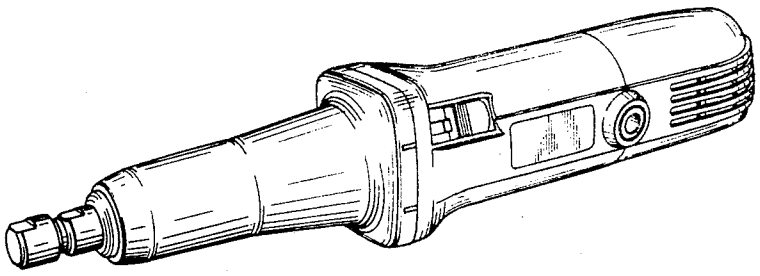

FIG. 2

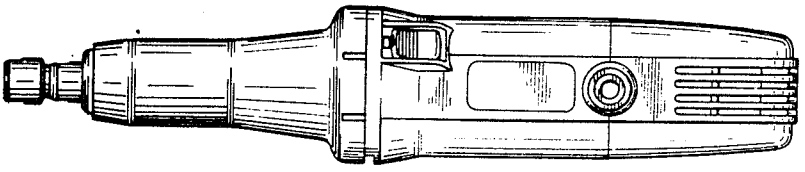

FIG. 3

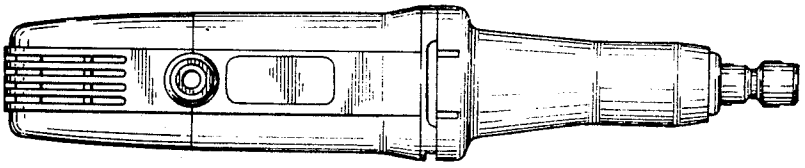

FIG. 4



FIG. 5

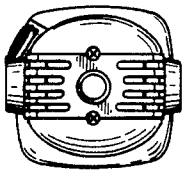

FIG. 6



FIG. 7

