



US00D462430S

(12) **United States Design Patent**
Christianson

(10) **Patent No.:** **US D462,430 S**
(45) **Date of Patent:** **** Sep. 3, 2002**

(54) **DESKTOP AIR CLEANER**

(75) **Inventor:** **Tristan M. Christianson**, San Francisco, CA (US)

(73) **Assignee:** **Sharper Image Corporation**, San Francisco, CA (US)

(**) **Term:** **14 Years**

(21) **Appl. No.:** **29/152,520**

(22) **Filed:** **Dec. 19, 2001**

(51) **LOC (7) Cl.** **23-04**

(52) **U.S. Cl.** **D23/364**

(58) **Field of Search** D23/364, 355, D23/378, 381; 96/97

(56) **References Cited**

U.S. PATENT DOCUMENTS

D377,523 S	1/1997	Marvin et al.	D23/364
D395,146 S	6/1998	Miller et al.	D23/364
D397,197 S	* 8/1998	Ito et al.	D23/364
D398,045 S	9/1998	Jane et al.	D23/364
D420,438 S	2/2000	Pinchuk	D23/364
D433,494 S	* 11/2000	Pinchuk et al.	D23/364
D437,039 S	* 1/2001	Yamazaki et al.	D23/364

OTHER PUBLICATIONS

U.S. patent application Ser. No. 29/152,521, filed Dec. 19, 2001, Tristan M. Christianson.
Press Release entitled “Sharper Image Introduces New Ionic Breeze GP Silent Air Purifier with Ultraviolet Germicidal Protection” by Sharper Image Corporation on Feb. 26, 2002.

Webpage download from www.sharperimage.com, downloaded on Mar. 5, 2002.

* cited by examiner

Primary Examiner—Lisa Lichtenstein
(74) *Attorney, Agent, or Firm*—Fleisler, Dubb, Meyer & Lovejoy, LLP

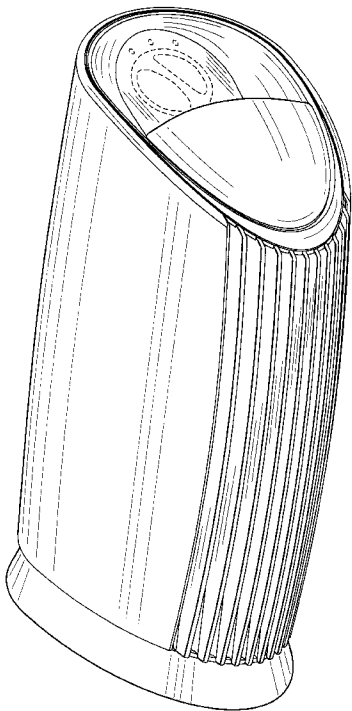
(57) **CLAIM**

The ornamental design for a desktop air cleaner, as shown and described.

DESCRIPTION

FIG. 1 is a front perspective view of a desktop air cleaner showing my new design;
FIG. 2 is a rear perspective view thereof;
FIG. 3 is a front view;
FIG. 4 is a right side elevation view thereof. The left side view is a mirror image and not shown;
FIG. 5 is a top view thereof;
FIG. 6 is a rear view thereof;
FIG. 7 is a bottom view thereof; and,
FIG. 8 is a section view taken along line 8—8 in FIG. 5 and is included to clarify the shape of the indented portion on the top of the design. The interior portion not normally seen in ordinary use does not form part of the invention.
The broken line showing of environmental structure in FIGS. 1, 2 and 4-6 is for illustrative purposes only and forms no part of the claimed design.

1 Claim, 7 Drawing Sheets



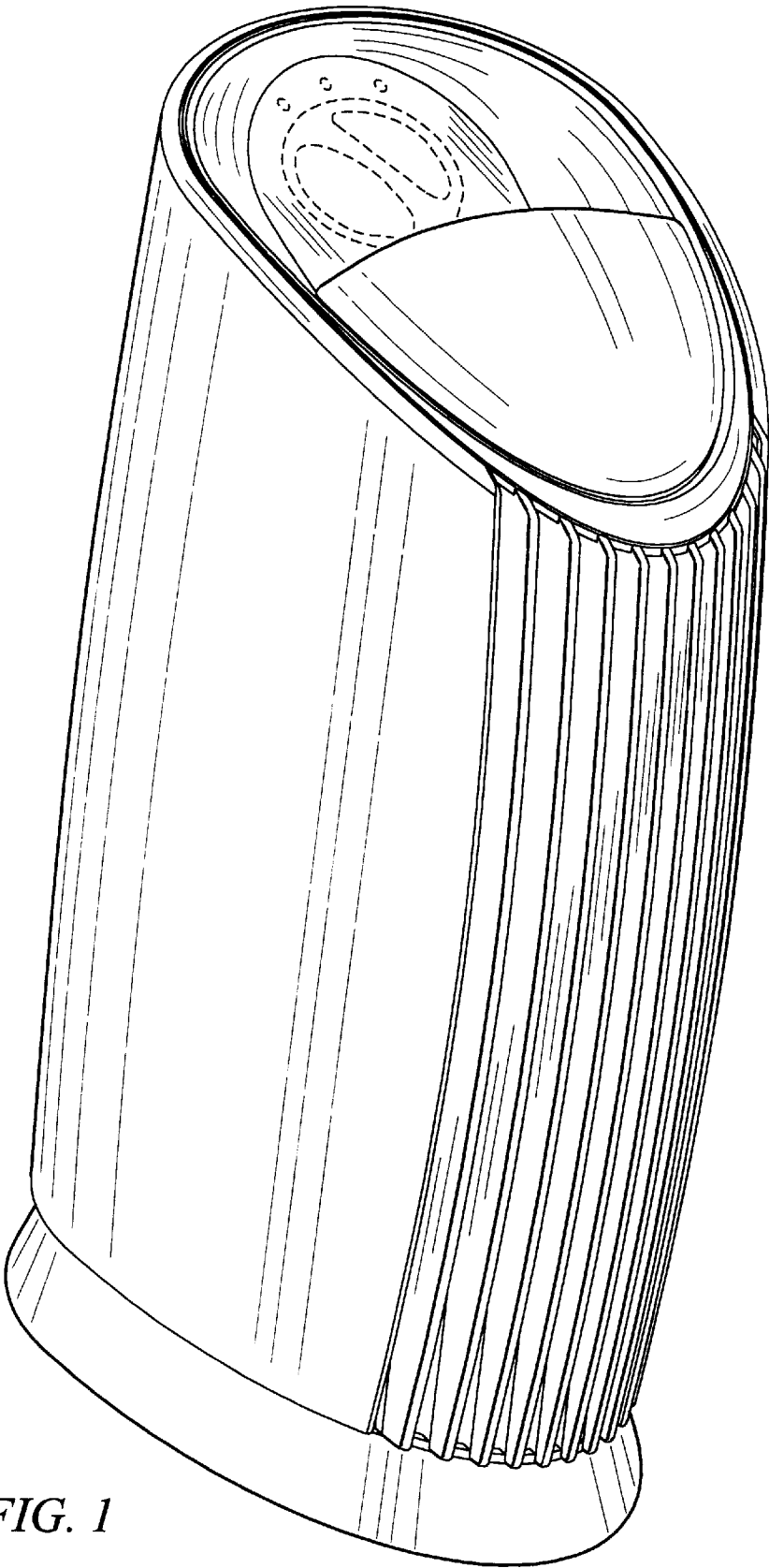


FIG. 1

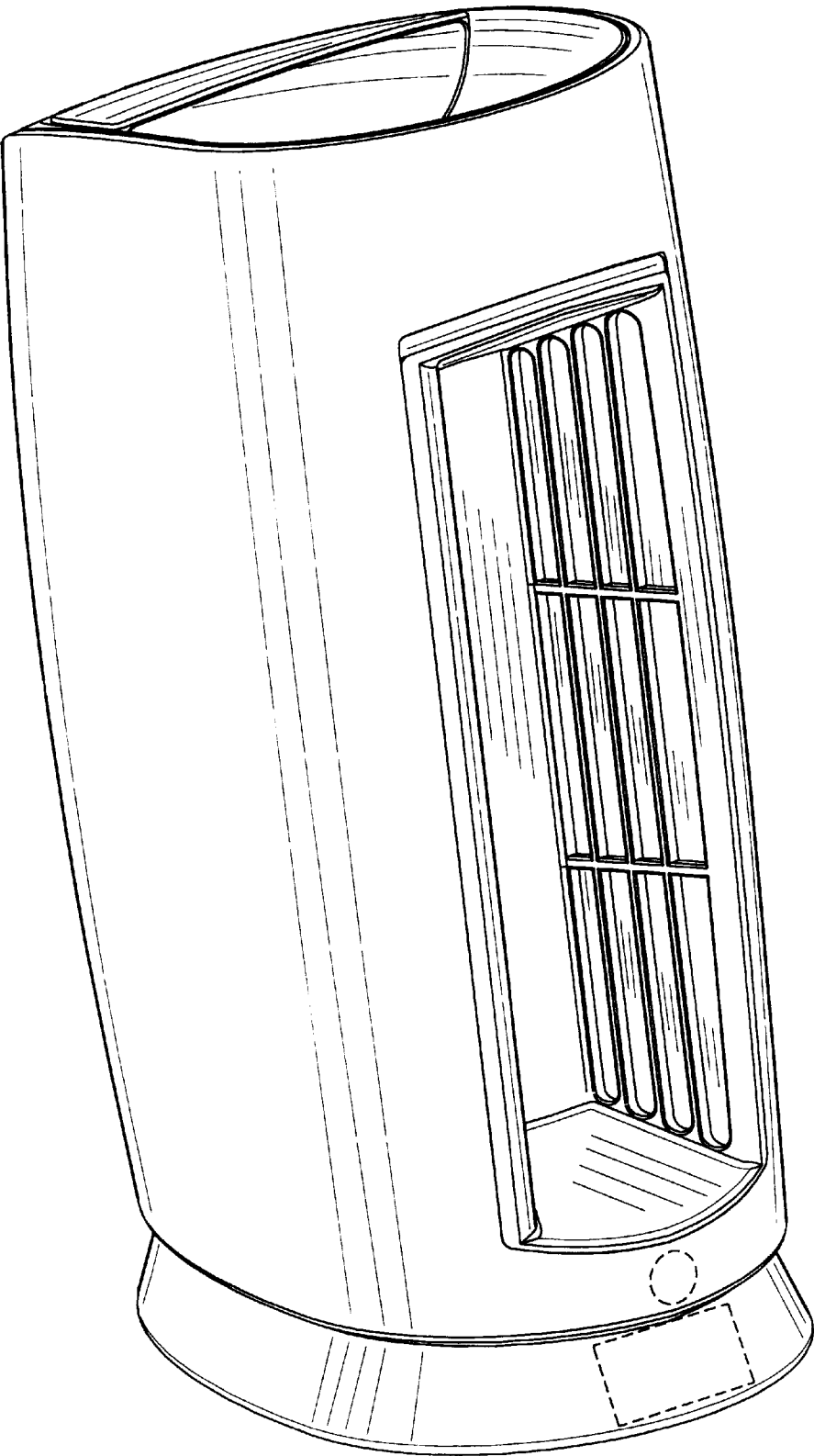


FIG. 2

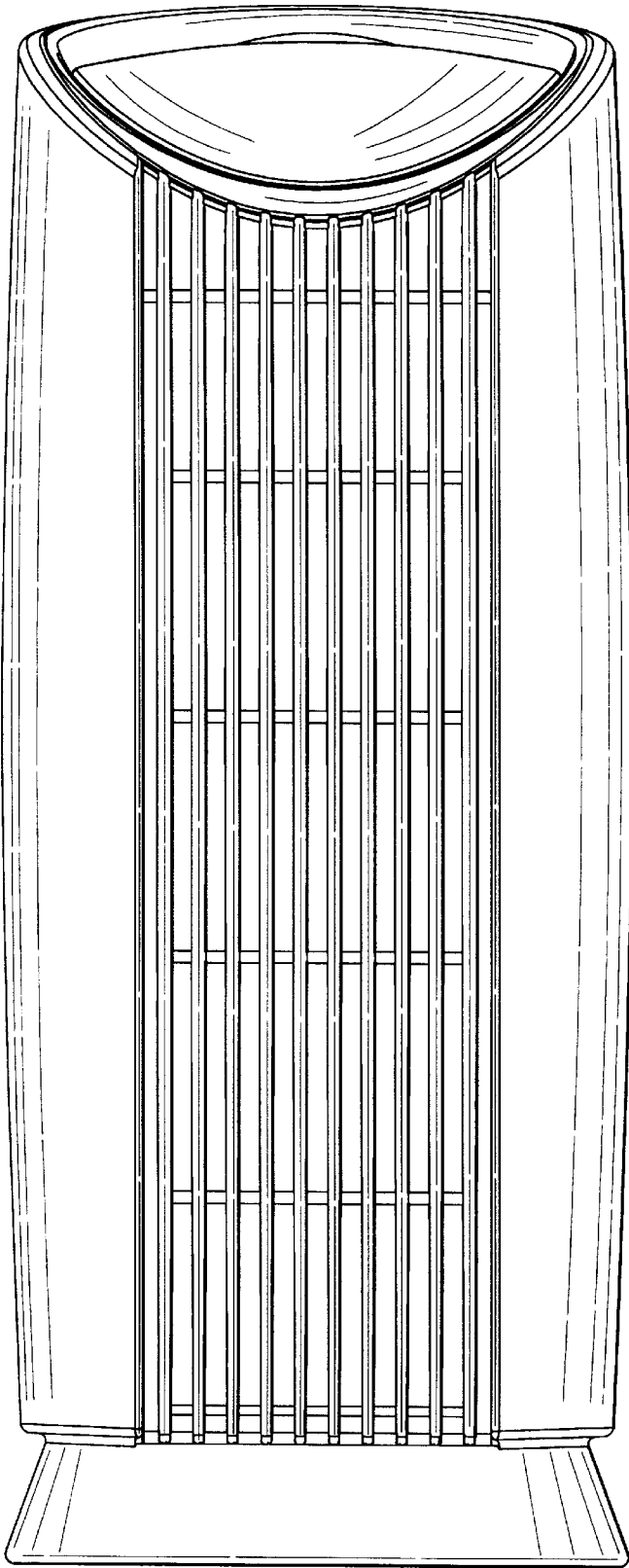


FIG. 3




FIG. 4

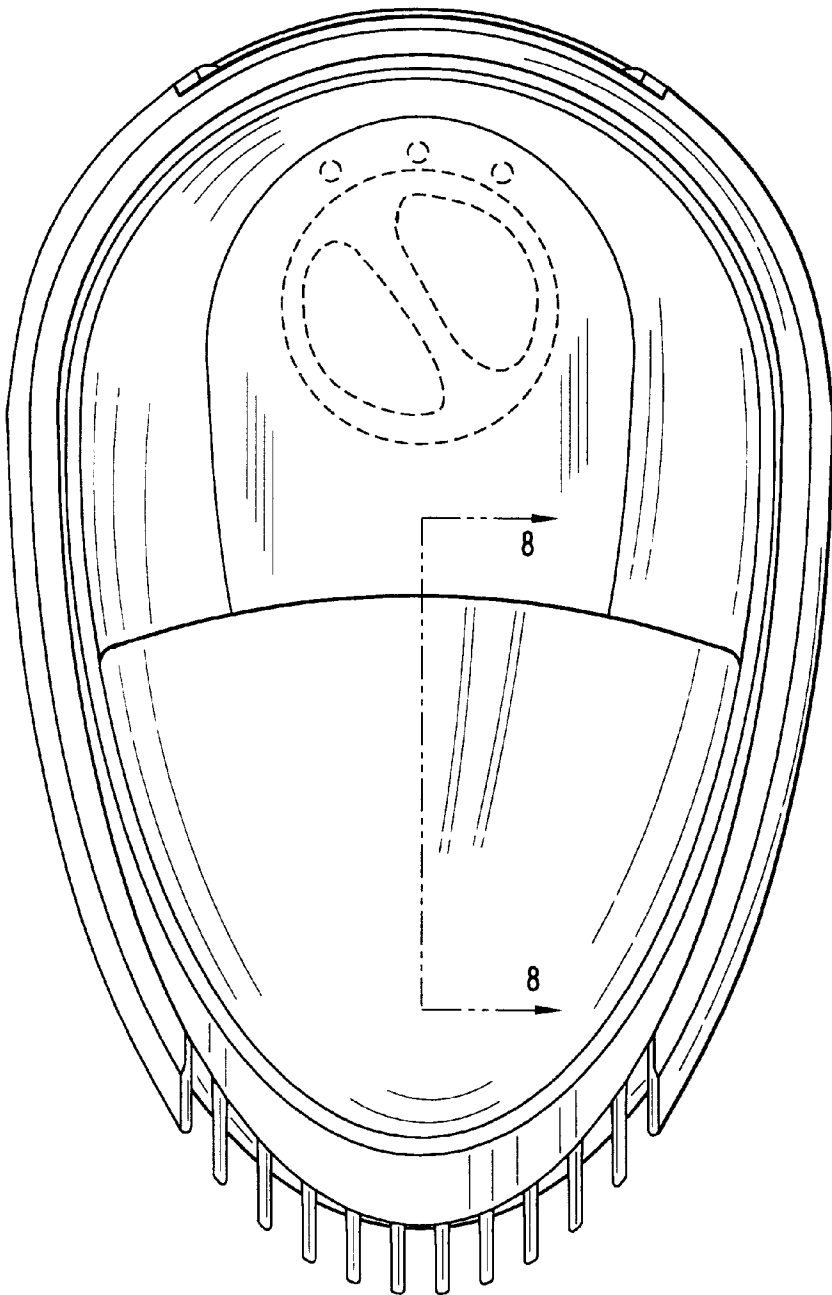


FIG. 5

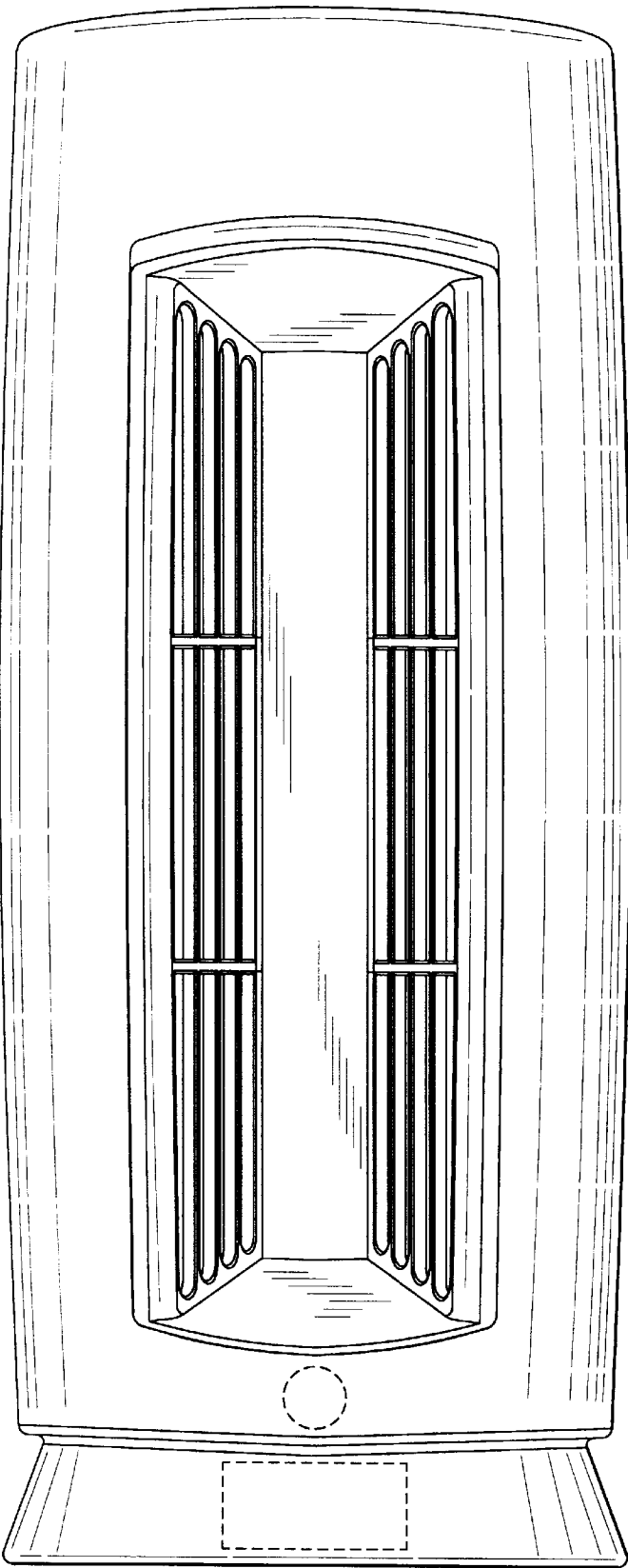


FIG. 6

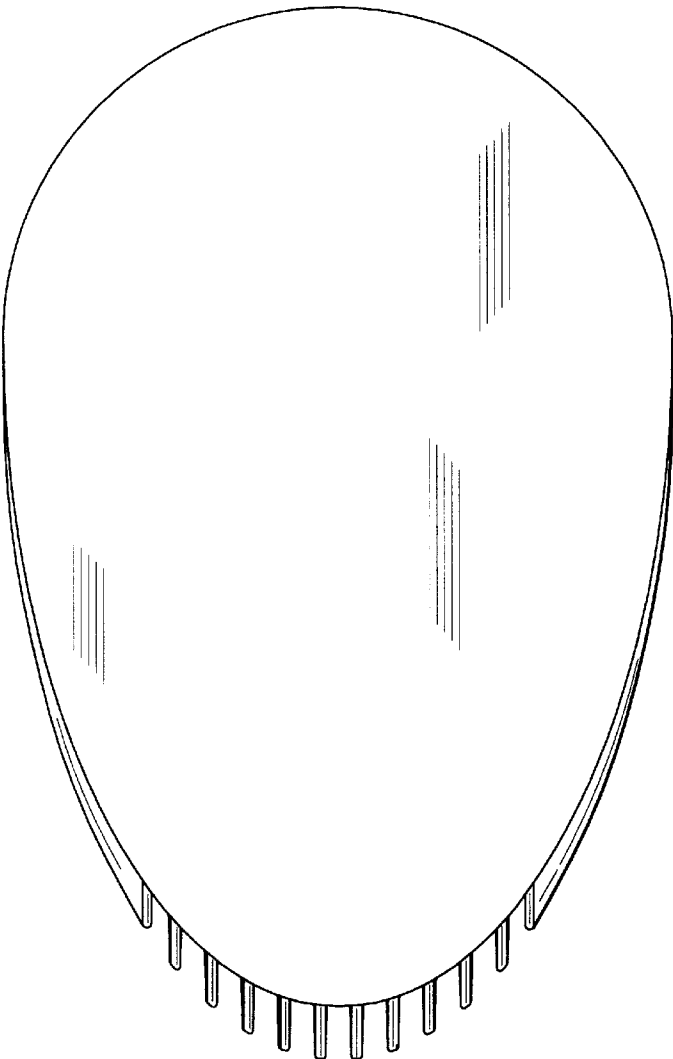


FIG. 7

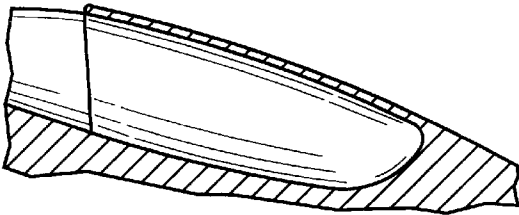


FIG. 8