# United States Patent [19]

**Anderson**

[11] **Des. 259,574**

[45] ** **Jun. 16, 1981**


[54] **CASING FOR A WRITING INSTRUMENT**


[75] Inventor: **Olof V. Anderson**, North Kingstown, R.I.

[73] Assignee: **Anson Incorporated**, Providence, R.I.



[**] Term: **14 Years**

[21] Appl. No.: **924,451**

[22] Filed: **Jul. 13, 1978**

[51] **Int. Cl.** ..... **D19—06**

[52] **U.S. Cl.** ..... **D19/48**; D19/51

[58] **Field of Search** ..... D19/35, 41–51, D19/54–56; D28/89



[56] **References Cited**

U.S. PATENT DOCUMENTS

| | | | |
|---|---|---|---|
| D. 102,720 | 1/1937 | Larsen | D19/48 |
| D. 153,713 | 5/1949 | Lohr et al. | D19/48 |
| D. 157,471 | 2/1950 | Doux | D19/48 |
| D. 176,321 | 12/1955 | Guild et al. | D28/89 |
| D. 242,855 | 12/1976 | Grinberg | D19/49 |

OTHER PUBLICATIONS

Fahrney's Cat.d Pine Writing Inst. 11/25/77, p. 4A.



*Primary Examiner*—George P. Word

*Attorney, Agent, or Firm*—William Frederick Werner


[57] **CLAIM**

The ornamental design for a casing for a writing instrument, as shown and described.

**DESCRIPTION**

FIG. **1** is a left side elevational view of a casing for a writing instrument showing my new design;

FIG. **2** is an enlarged scale fragmentary cross-sectional view taken along line **2—2** of FIG. **1**;

FIG. **3** is a front elevational view of FIG. **1**;

FIG. **4** is a bottom plan view thereof; and

FIG. **5** is a top plan view thereof.

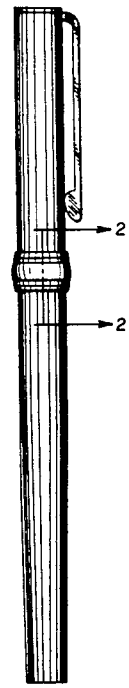

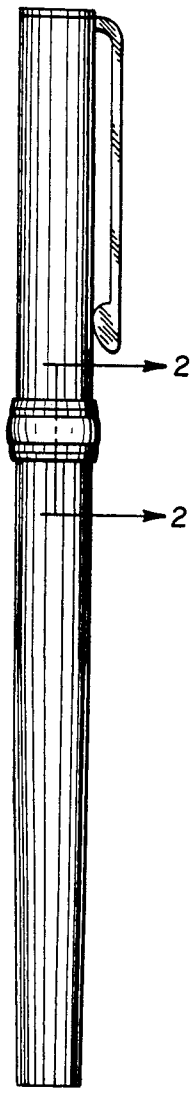


FIG. 1

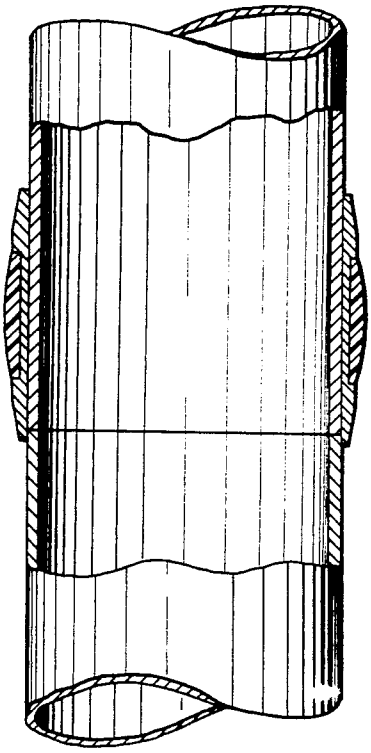

FIG. 2



FIG. 4



FIG. 3



FIG. 5