



US00D824818S

(12) **United States Design Patent** (10) **Patent No.:** **US D824,818 S**
Morikawa et al. (45) **Date of Patent:** **** Aug. 7, 2018**

(54) **REAR BUMPER FOR AN AUTOMOBILE**
(71) Applicant: **HONDA MOTOR CO., LTD.**, Tokyo (JP)
(72) Inventors: **Tetsuji Morikawa**, Wako (JP);
Masanori Tokutani, Wako (JP)
(73) Assignee: **HONDA MOTOR CO., LTD.**, Tokyo (JP)
(**) Term: **15 Years**
(21) Appl. No.: **29/598,687**
(22) Filed: **Mar. 28, 2017**
(30) **Foreign Application Priority Data**

Sep. 30, 2016 (JP) 2016-021117
(51) **LOC (11) Cl.** **12-16**
(52) **U.S. Cl.**
USPC **D12/169**
(58) **Field of Classification Search**
USPC D12/169, 216, 90-92, 86, 171, 196, 163;
293/102, 113, 115, 117, 120; 296/180.1,
296/180.2
CPC B60R 19/02; B60R 19/04; B62D 25/08
See application file for complete search history.

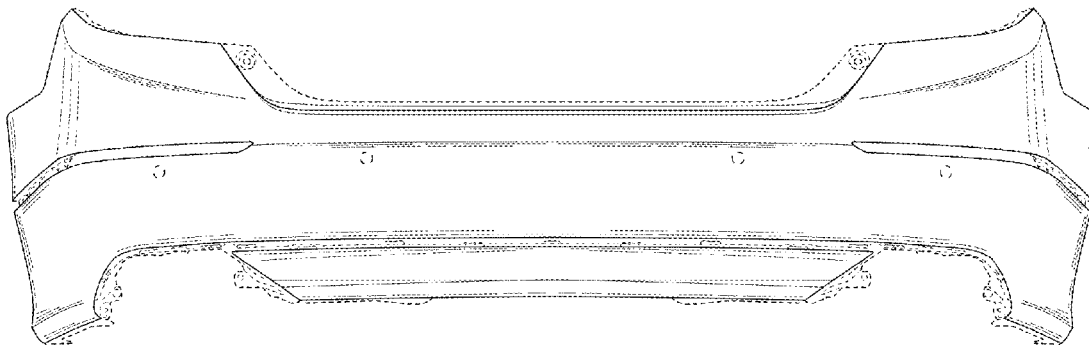
(56) **References Cited**
U.S. PATENT DOCUMENTS
D725,010 S * 3/2015 Takei D12/169
D782,373 S * 3/2017 Curic D12/169
D792,291 S * 7/2017 Suga D12/169
D800,034 S * 10/2017 Kojima D12/169
D802,500 S * 11/2017 Han D12/169
* cited by examiner
Primary Examiner — Melody N Brown
(74) *Attorney, Agent, or Firm* — Westerman, Hattori,
Daniels & Adrian, LLP

(57) **CLAIM**
The ornamental design for a rear bumper for an automobile,
as shown and described.

DESCRIPTION

FIG. 1 is a top, front and left side perspective view of a rear bumper for an automobile showing our new design;
FIG. 2 is a front elevational view thereof;
FIG. 3 is a left side elevational view thereof;
FIG. 4 is a right side elevational view thereof;
FIG. 5 is a top plan view thereof; and,
FIG. 6 is a bottom plan view thereof.
The broken lines in the drawings illustrate portions of the rear bumper for an automobile that form no part of the claimed design.

1 Claim, 6 Drawing Sheets



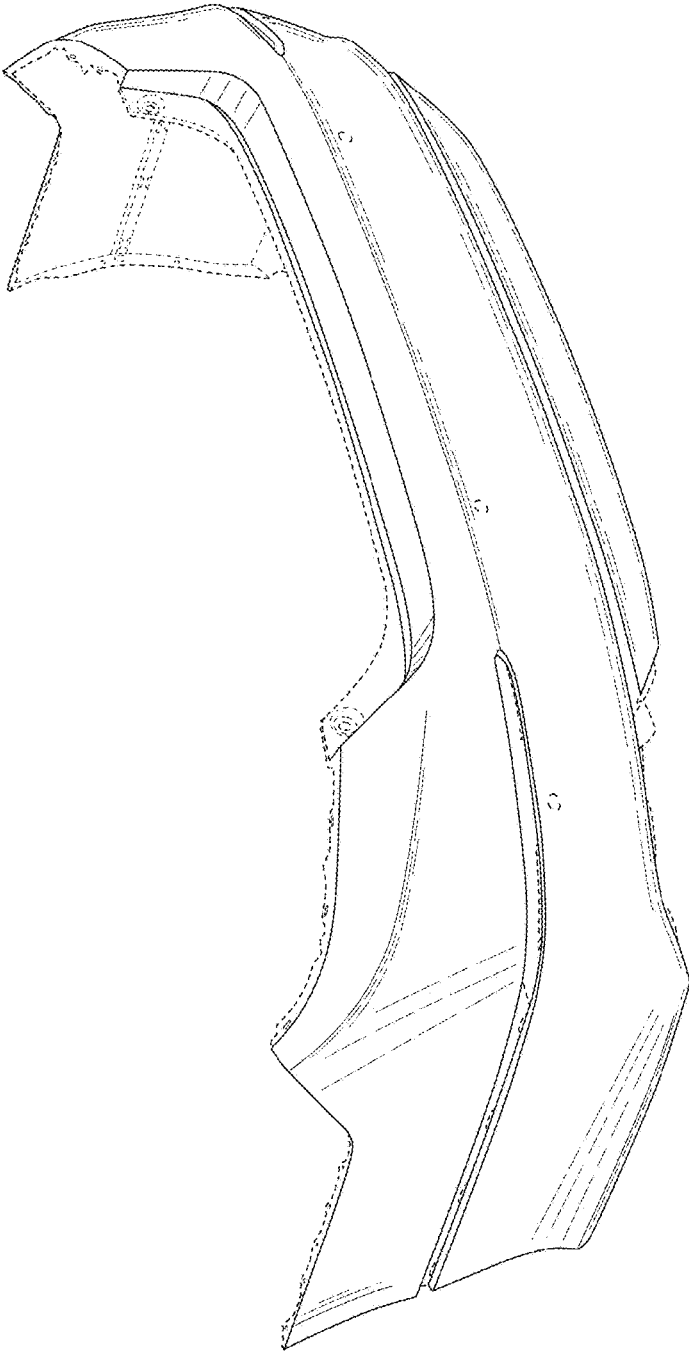


FIG.1

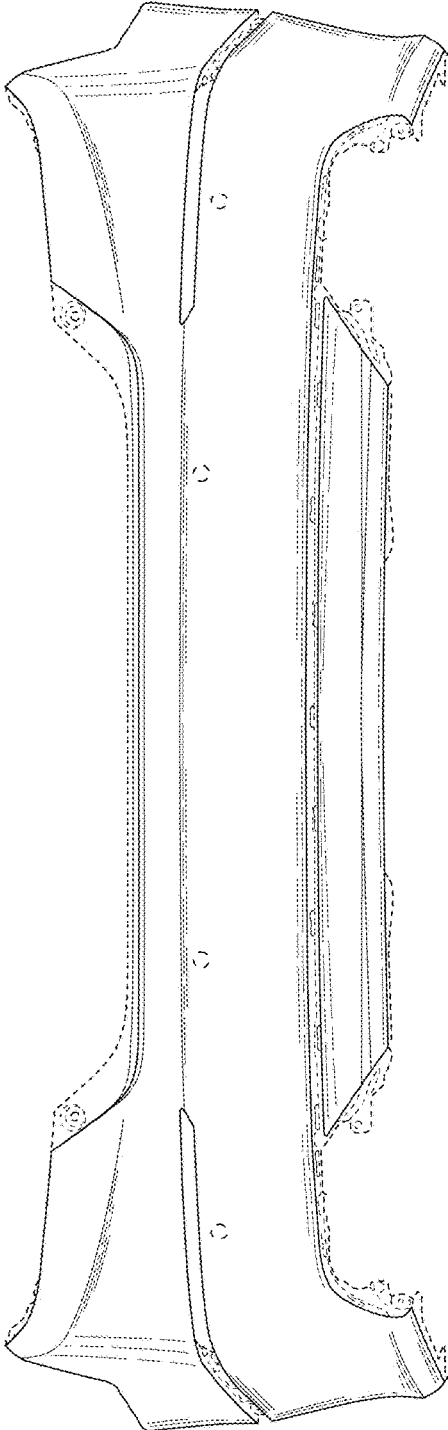


FIG.2

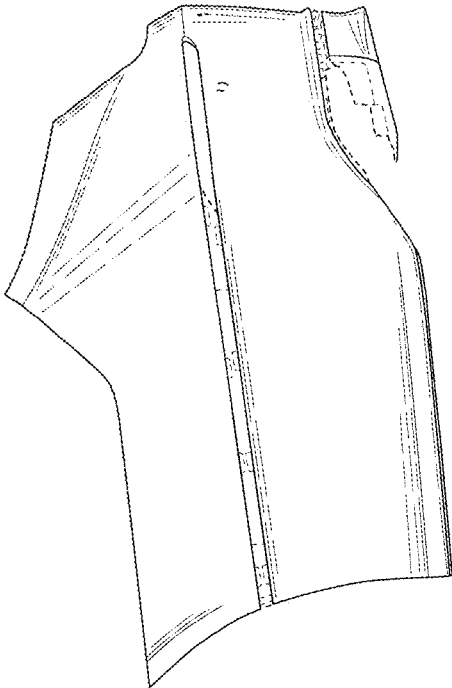


FIG.3

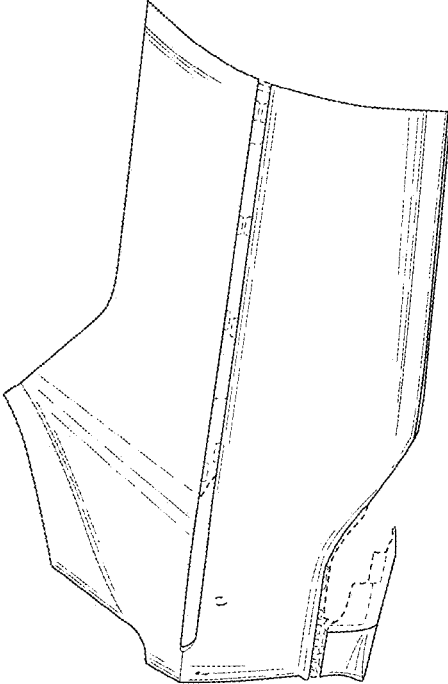


FIG.4

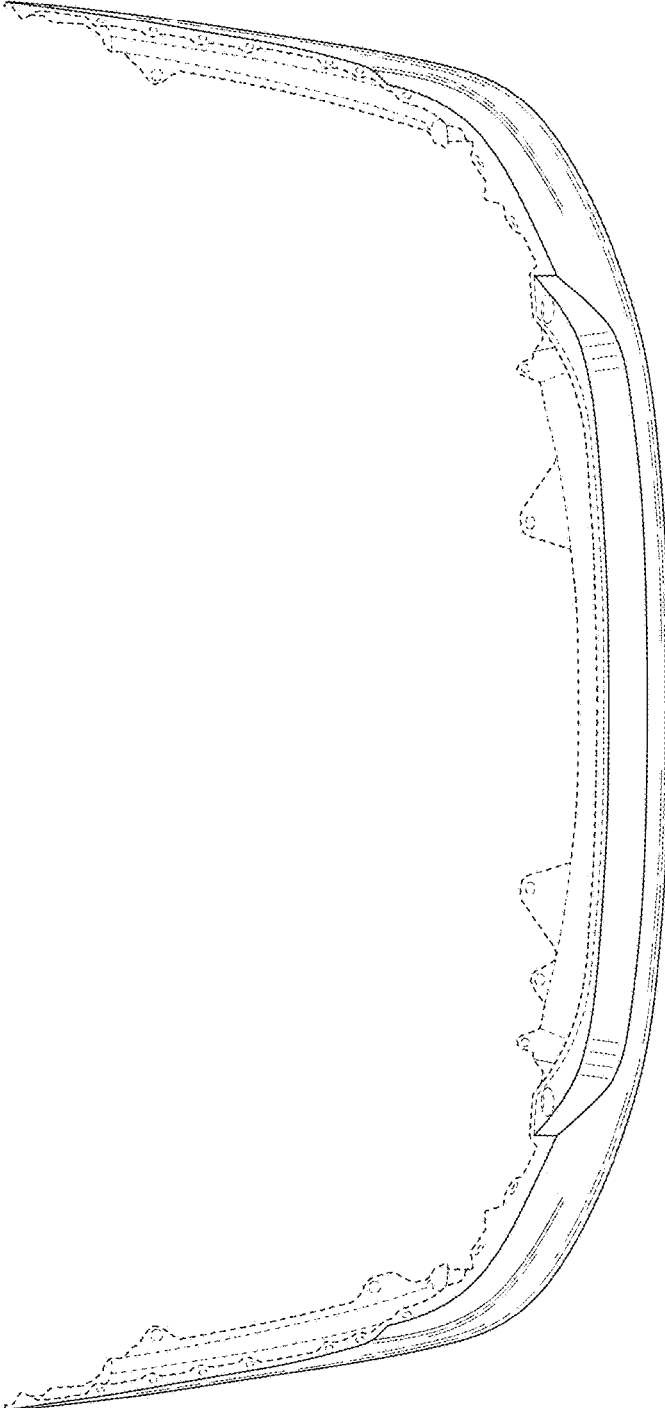


FIG.5

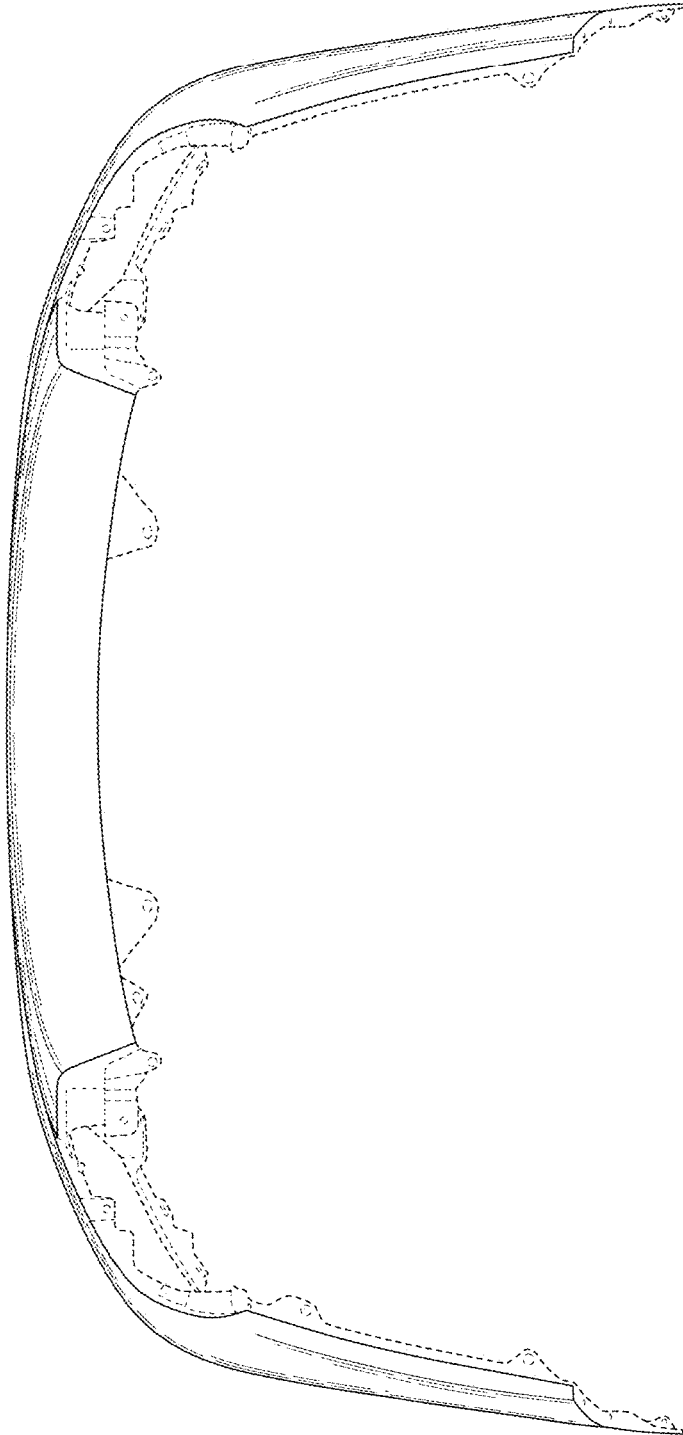


FIG.6