



US00D407975S

United States Patent [19]

[11] Patent Number: Des. 407,975

Lund et al.

[45] Date of Patent: **Apr. 13, 1999

[54] NOZZLE

3,726,964	4/1973	Krejci	222/566 X
5,161,716	11/1992	Knickerbocker	222/153.1
5,676,311	10/1997	Hartman	239/337 X
5,678,765	10/1997	Dobbs et al.	239/333

[75] Inventors: **Mark Thomas Lund**, West Chester;
William Scott Andes, Springfield, both
of Ohio

Primary Examiner—James Gandy
Assistant Examiner—Cathron B. Matta
Attorney, Agent, or Firm—William Scott Andes

[73] Assignee: **The Procter & Gamble Co.**,
Cincinnati, Ohio

[57] CLAIM

[**] Term: **14 Years**

The ornamental design for a nozzle, as shown and described.

[21] Appl. No.: **29/085,812**

DESCRIPTION

[22] Filed: **Mar. 31, 1998**

FIG. 1 shows a perspective view of the nozzle;
FIG. 2 shows a front view of the nozzle; and,
FIG. 3 shows a side view of the nozzle, the other side view
being a mirror image thereof.

[51] LOC (6) CL. **09-07**
 [52] U.S. Cl. **D9/434; D9/448**
 [58] Field of Search D9/434, 447, 448,
 D9/449, 499, 300; 220/915; 222/402, 402.1,
 402.13, 553, 562, 565, 566, 572; 239/106,
 333, 337

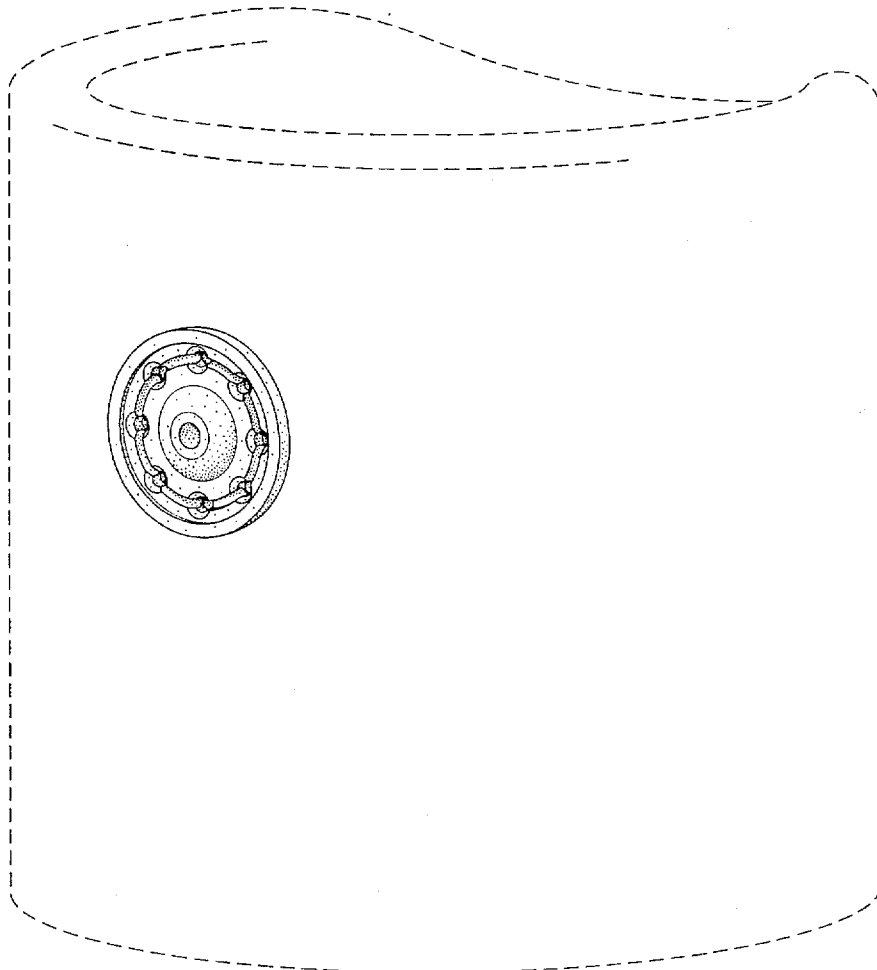
The nozzle of the present invention may be employed in various contexts but advantageously may be employed in the form of a nozzle insert in an actuator. The outline of a representative actuator is shown in broken lines for illustrative purposes only and forms no part of the claimed design.

[56] References Cited

U.S. PATENT DOCUMENTS

D. 325,357 4/1992 Worthington D9/300 X

1 Claim, 3 Drawing Sheets



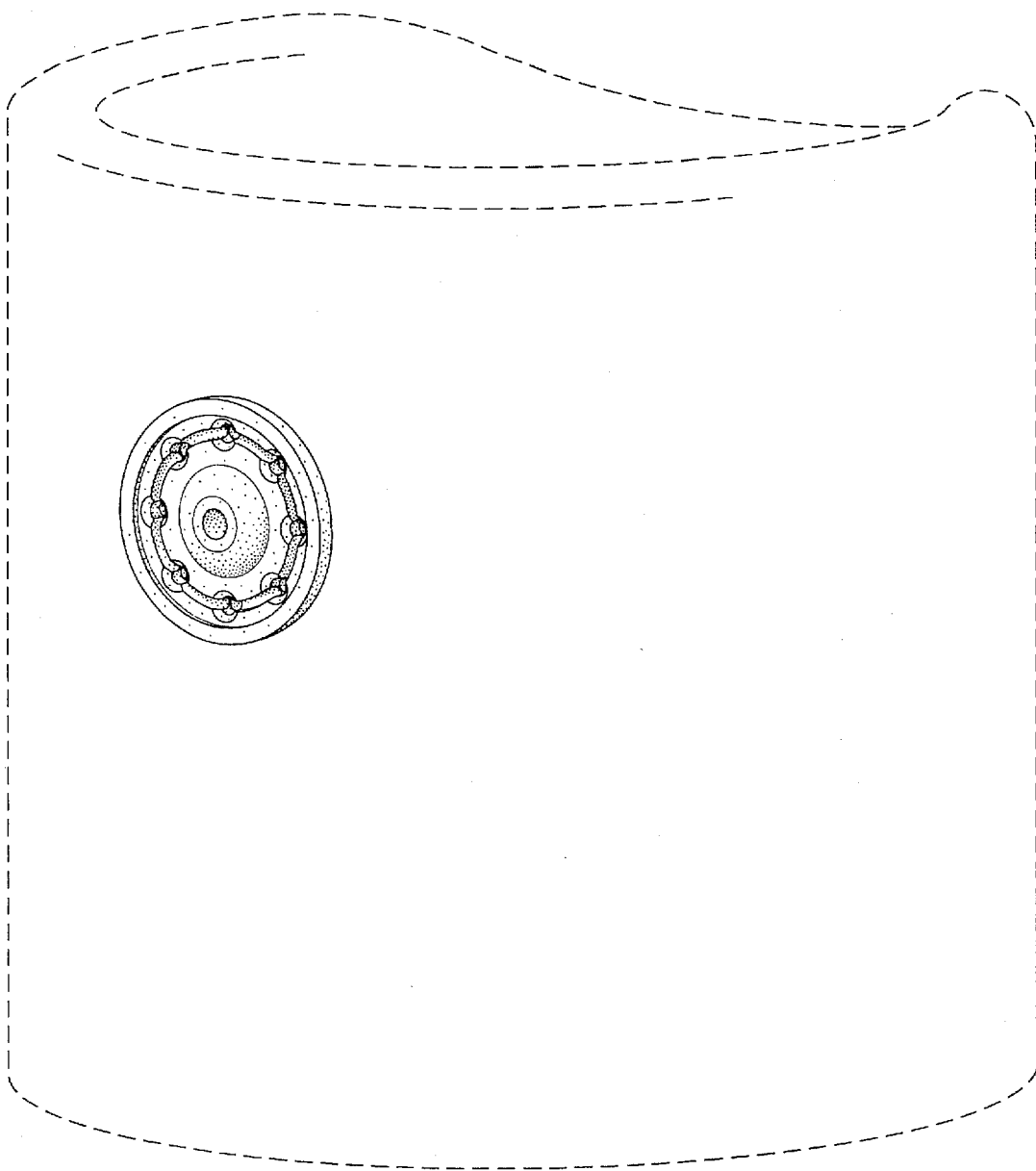


Fig. 1

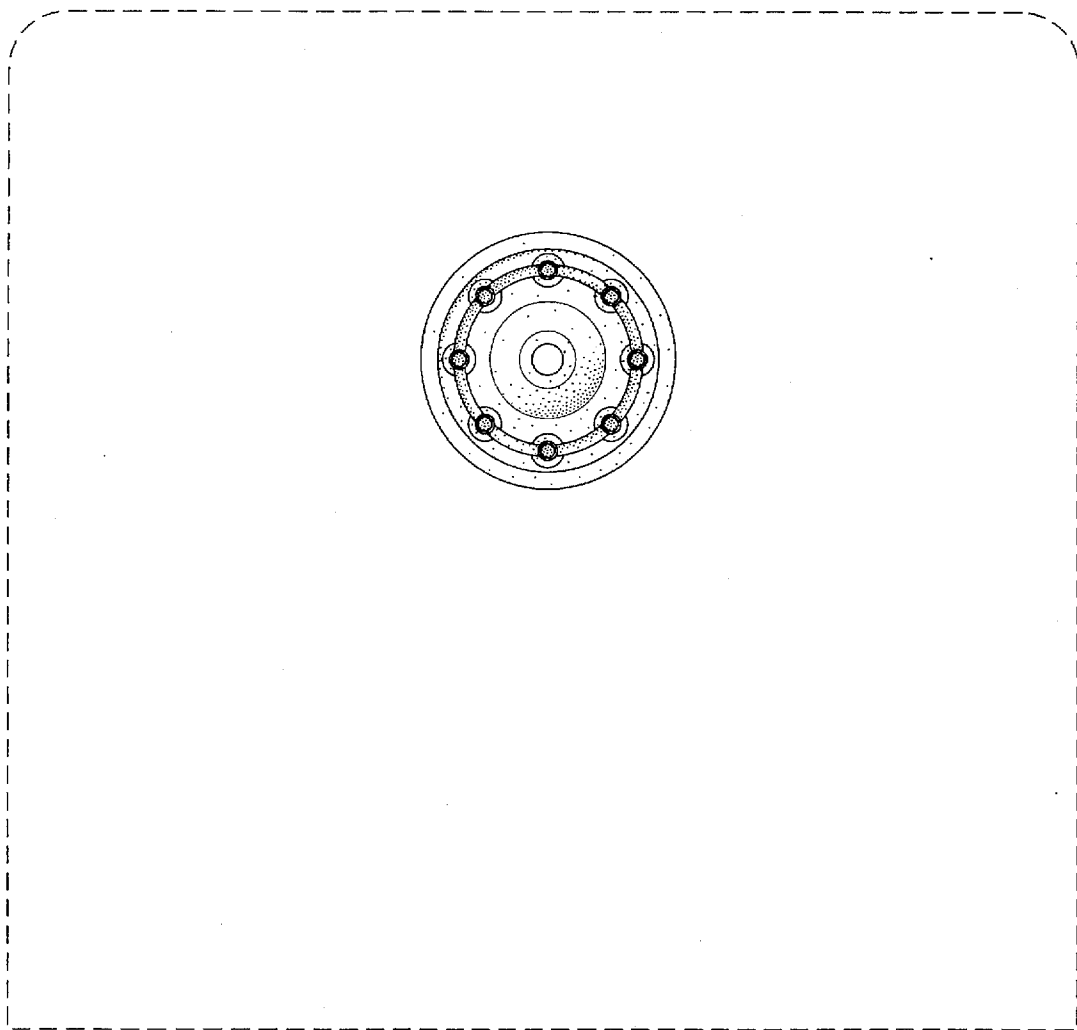


Fig. 2

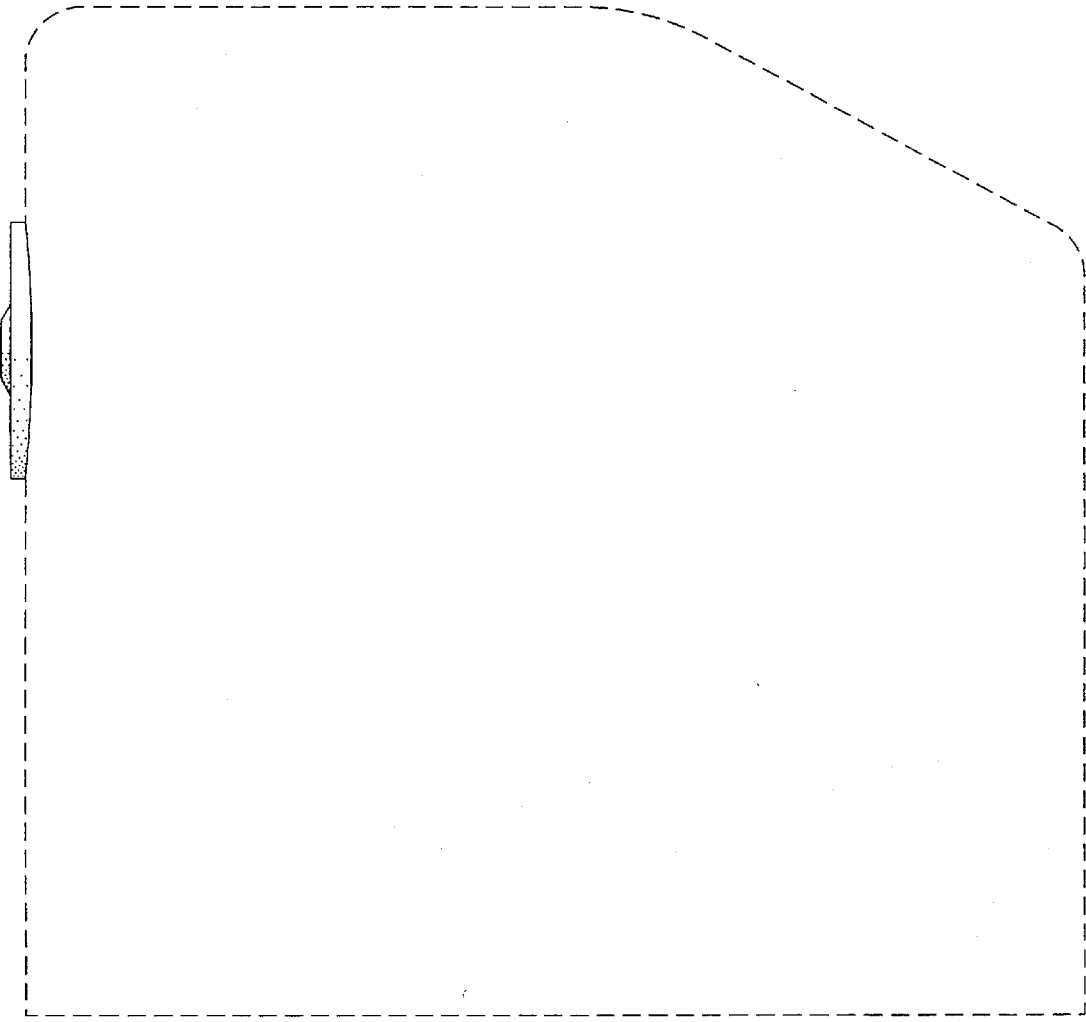


Fig. 3