



US00D719147S

(12) **United States Design Patent**  
**Murakami**

(10) **Patent No.:** **US D719,147 S**

(45) **Date of Patent:** **\*\* Dec. 9, 2014**

(54) **AUDIO PLAYER**

(71) Applicant: **Sony Corporation**, Tokyo (JP)

(72) Inventor: **Tomonari Murakami**, Tokyo (JP)

(73) Assignee: **Sony Corporation**, Tokyo (JP)

(\*\*) Term: **14 Years**

(21) Appl. No.: **29/441,900**

(22) Filed: **Jan. 10, 2013**

(30) **Foreign Application Priority Data**

Jul. 26, 2012 (CN) ..... 2012 3 0342865

(51) **LOC (10) Cl.** ..... **14-03**

(52) **U.S. Cl.**  
USPC ..... **D14/258**

(58) **Field of Classification Search**

USPC ..... D12/82, 192, 195, 415; D14/131, 132,  
D14/137, 155, 157, 167-172, 188, 197, 198,  
D14/239, 257, 258, 345-355, 400, 496,  
D14/498-505, 511; D16/202, 206;  
D21/329-332, 669, 670, 696;  
360/99.02, 99.07; 369/6-12, 75.11,  
369/75.21, 77.11; 455/344, 348-355,  
455/575.9; 720/612, 619, 649, 655

See application file for complete search history.

(56) **References Cited**

**U.S. PATENT DOCUMENTS**

D400,529 S \* 11/1998 Kakizaki ..... D14/157  
D411,996 S \* 7/1999 Yamazaki ..... D14/168  
D423,500 S \* 4/2000 Miyazaki ..... D14/168  
D430,132 S \* 8/2000 Yamazaki ..... D14/505  
D438,193 S 2/2001 Hakoda  
D451,090 S \* 11/2001 Hirano et al. .... D14/239  
D479,713 S 9/2003 Sadatsuki  
D486,134 S \* 2/2004 Hori et al. .... D14/502  
D508,045 S 8/2005 Suzuki  
D508,046 S 8/2005 Suzuki

D513,245 S 12/2005 Suzuki  
D524,808 S \* 7/2006 Kimura et al. .... D14/505  
D534,887 S \* 1/2007 Endo et al. .... D14/505  
D538,778 S 3/2007 Shiono  
D563,922 S \* 3/2008 Shiono ..... D14/505  
D565,043 S 3/2008 Shiono  
D571,326 S \* 6/2008 Ogura ..... D14/506  
D571,347 S \* 6/2008 Masul ..... D14/500

(Continued)

**FOREIGN PATENT DOCUMENTS**

JP D1366896 S 2/2009

*Primary Examiner* — Stella Reid

*Assistant Examiner* — Janice Lim

(74) *Attorney, Agent, or Firm* — Rader, Fishman & Grauer  
PLLC

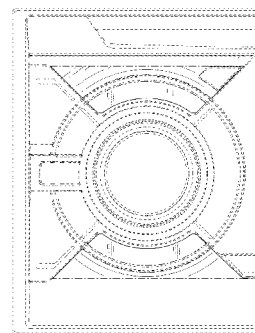
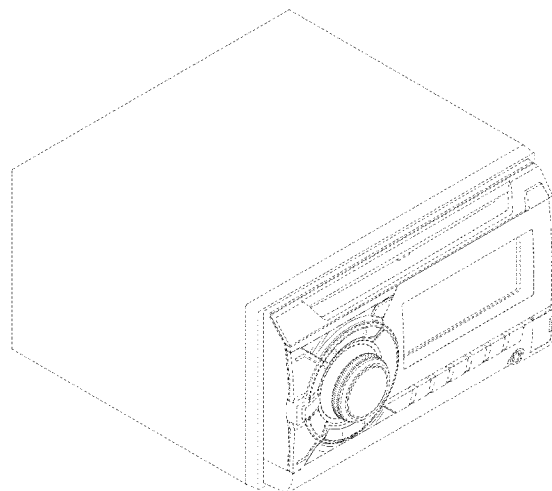
(57) **CLAIM**

The ornamental design for an audio player, as shown and described.

**DESCRIPTION**

FIG. 1 is a top perspective view of an audio player, showing my new design;  
FIG. 2 is a front elevational view thereof;  
FIG. 3 is a top plan view thereof;  
FIG. 4 is a bottom plan view thereof;  
FIG. 5 is a partially enlarged top perspective view of FIG. 1 showing the claimed portion;  
FIG. 6 is a partially enlarged front elevational view of FIG. 2 showing the claimed portion;  
FIG. 7 is a partially enlarged top plan view of FIG. 3 showing the claimed portion; and,  
FIG. 8 is a partially enlarged bottom plan view of FIG. 4 showing the claimed portion.  
Portions shown as broken lines show unclaimed subject matter and form no part of the claimed design. Dot-dash broken lines define the boundaries of, but not included in, the claimed design.

**1 Claim, 6 Drawing Sheets**



# US D719,147 S

Page 2

---

(56)

## References Cited

### U.S. PATENT DOCUMENTS

D585,403 S *	1/2009	Wada .....	D14/500	
D629,410 S *	12/2010	Ray et al. ....	D14/485	* cited by examiner
D645,464 S *	9/2011	Kimura .....	D14/257	
D671,520 S *	11/2012	Kanou .....	D14/157	
D672,331 S *	12/2012	Kanou .....	D14/157	
D680,094 S *	4/2013	Kanou .....	D14/157	

FIG.1

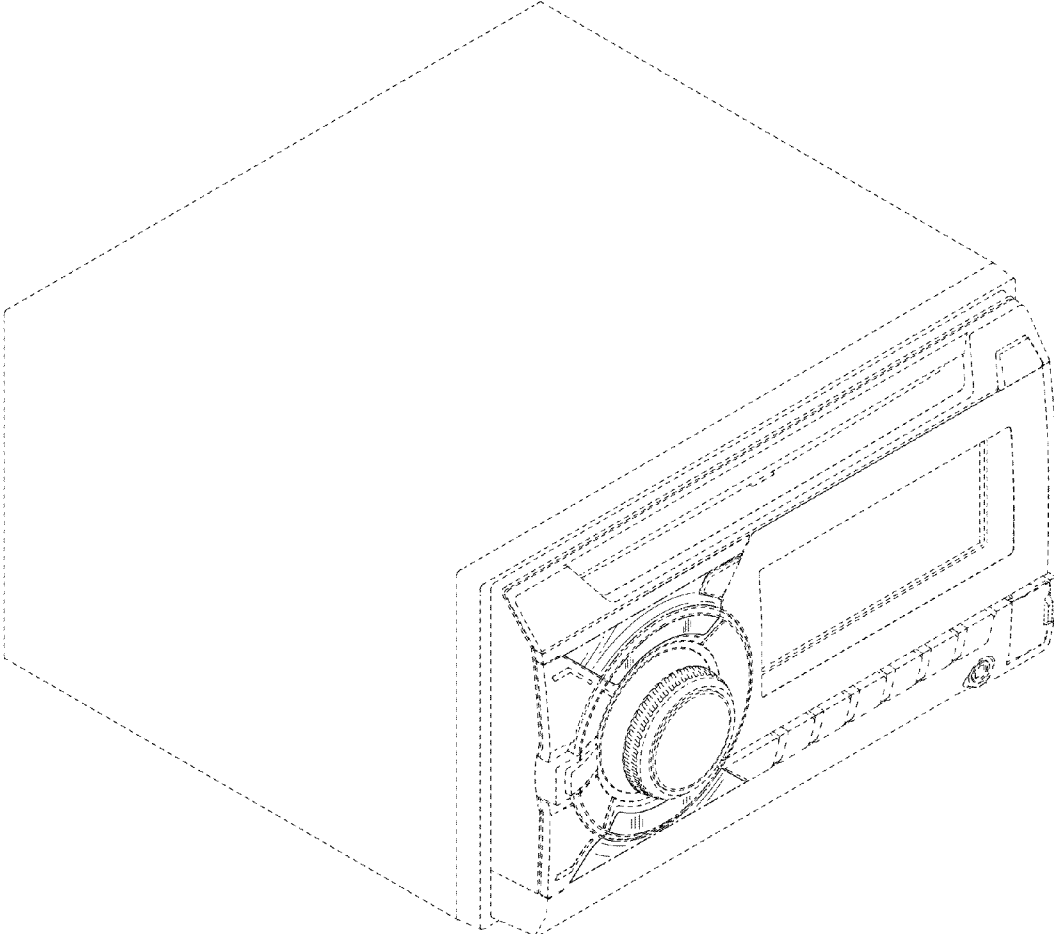


FIG.2

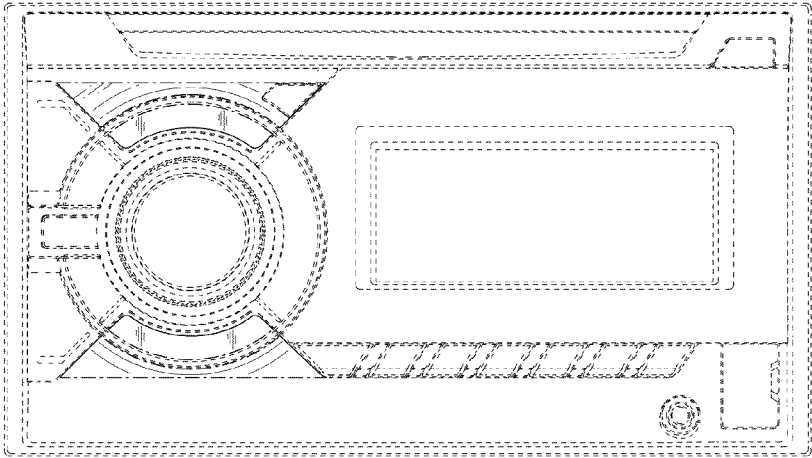


FIG.3

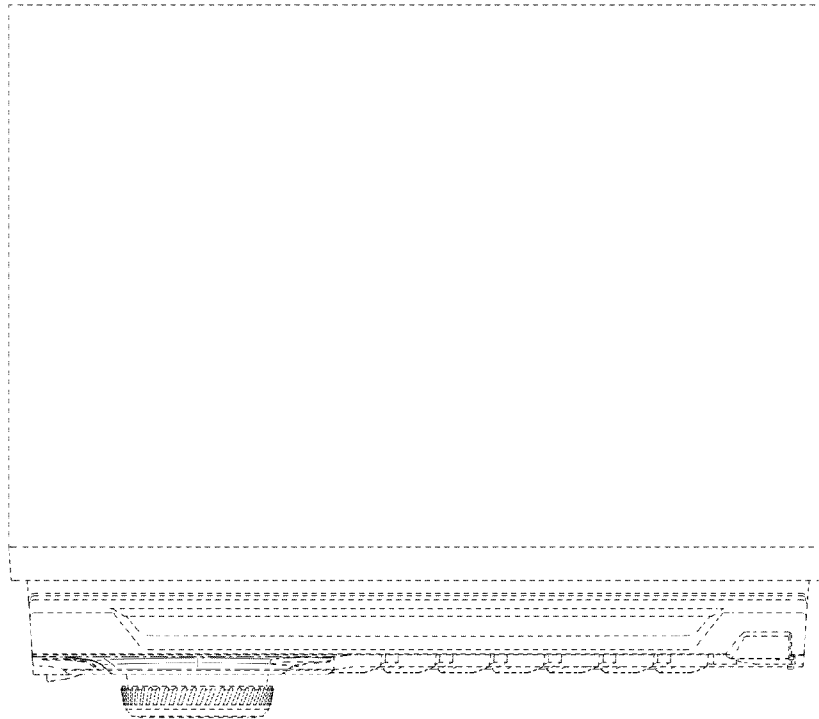


FIG.4




FIG.5

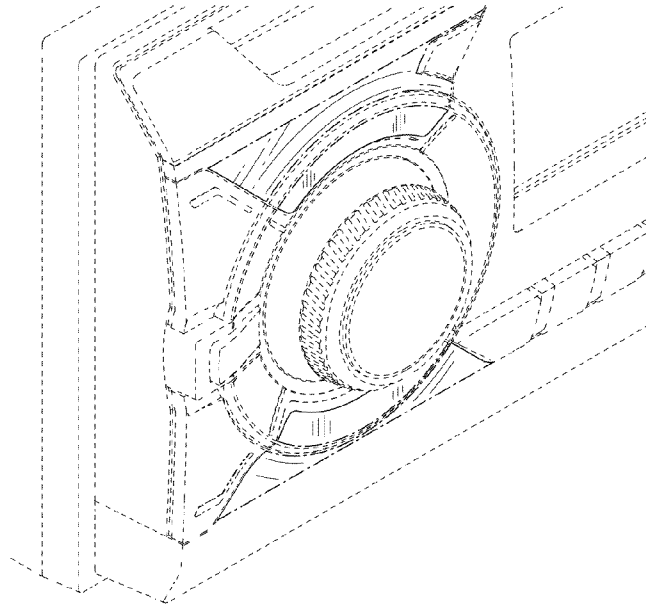


FIG.6

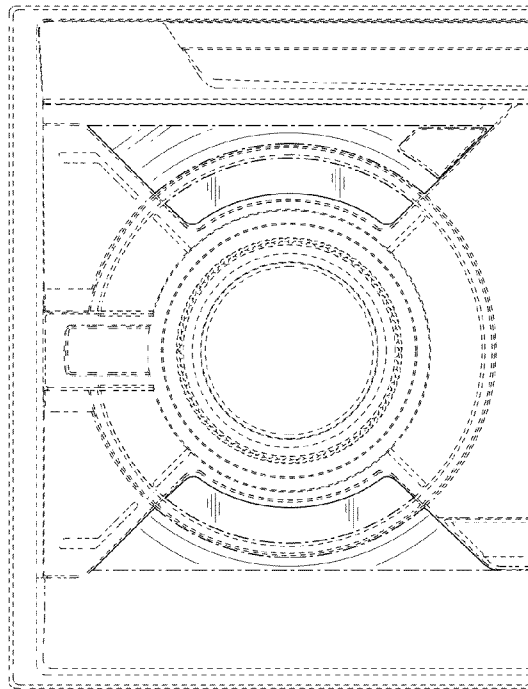


FIG.7

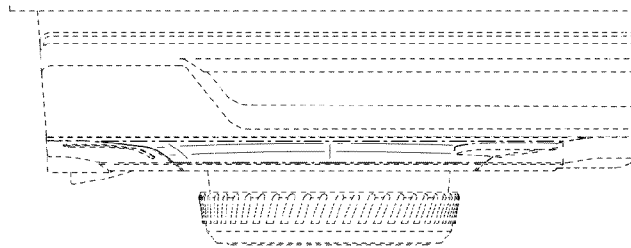


FIG.8

