

(19) World Intellectual Property Organization
International Bureau



(43) International Publication Date
22 December 2011 (22.12.2011)

(10) International Publication Number
WO 2011/157486 A1

- (51) International Patent Classification:
H04W 72/08 (2009.01)
- (21) International Application Number:
PCT/EP2011/057413
- (22) International Filing Date:
9 May 2011 (09.05.2011)
- (25) Filing Language: English
- (26) Publication Language: English
- (30) Priority Data:
10166410.0 17 June 2010 (17.06.2010) EP
- (71) Applicant (for all designated States except US): **ALCATEL LUCENT** [FR/FR]; 3 avenue Octave Gréard, F-75007 Paris (FR).
- (72) Inventors; and
- (75) Inventors/Applicants (for US only): **SAYADI, Bessem** [TN/FR]; ALCATEL LUCENT Bell Labs France, Centre de Villarceaux, Route de Villejust, F-91620 Nozay (FR). **FEKI, Afef** [FR/FR]; AL Bell Labs France, Centre de Villarceaux, Route de Villejust, F-91620 Nozay (FR).
- (74) Agent: **NICOLLE, Olivier**; Alcatel-Lucent International, 32 Avenue KLEBER, F-92700 Colombes (FR).

- (81) Designated States (unless otherwise indicated, for every kind of national protection available): AE, AG, AL, AM, AO, AT, AU, AZ, BA, BB, BG, BH, BR, BW, BY, BZ, CA, CH, CL, CN, CO, CR, CU, CZ, DE, DK, DM, DO, DZ, EC, EE, EG, ES, FI, GB, GD, GE, GH, GM, GT, HN, HR, HU, ID, IL, IN, IS, JP, KE, KG, KM, KN, KP, KR, KZ, LA, LC, LK, LR, LS, LT, LU, LY, MA, MD, ME, MG, MK, MN, MW, MX, MY, MZ, NA, NG, NI, NO, NZ, OM, PE, PG, PH, PL, PT, RO, RS, RU, SC, SD, SE, SG, SK, SL, SM, ST, SV, SY, TH, TJ, TM, TN, TR, TT, TZ, UA, UG, US, UZ, VC, VN, ZA, ZM, ZW.
- (84) Designated States (unless otherwise indicated, for every kind of regional protection available): ARIPO (BW, GH, GM, KE, LR, LS, MW, MZ, NA, SD, SL, SZ, TZ, UG, ZM, ZW), Eurasian (AM, AZ, BY, KG, KZ, MD, RU, TJ, TM), European (AL, AT, BE, BG, CH, CY, CZ, DE, DK, EE, ES, FI, FR, GB, GR, HR, HU, IE, IS, IT, LT, LU, LV, MC, MK, MT, NL, NO, PL, PT, RO, RS, SE, SI, SK, SM, TR), OAPI (BF, BJ, CF, CG, CI, CM, GA, GN, GQ, GW, ML, MR, NE, SN, TD, TG).

Published:
— with international search report (Art. 21(3))

(54) Title: METHOD FOR MANAGING A WIRELESS TELECOMMUNICATION NETWORK

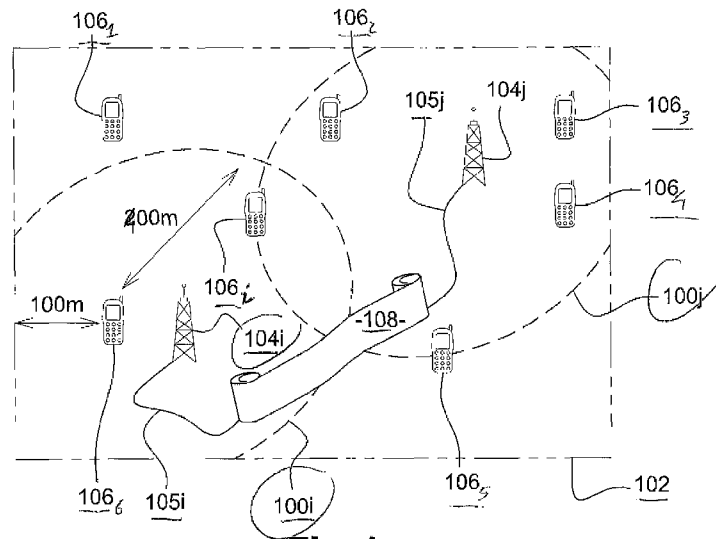


Fig. 1

(57) Abstract: The invention relates to a method for managing cells (100i, 100j) of a telecommunication network (102), said cells (100i, 100j) being supported by radio base stations (104i, 104j) aimed to provide wireless communication support to mobile terminals ((106i) connected to said communication network (102), each radio base station (104i, 104j) being linked to a core (108) of the telecommunication network through an associated backhaul (105i, 105j), characterized in that it comprises the step of managing dynamically communications resources of the telecommunication base stations by considering a dynamical backhaul quality BQ parameter for each base station (104i, 104j) and comparing different backhaul quality BQ parameters of different base stations (104i, 104j) in order to optimize the communication resources operations of the telecommunication network (102).

WO 2011/157486 A1

Method for managing a wireless telecommunication network

The present invention relates to a method for managing a wireless telecommunication network.

Telecommunication operators develop their network management in order to ensure high quality of service and high data rates to their end users. For that purpose, small cells networks are increasingly used since such small cells – i.e. cells of a size generally comprise between 100 or 200 m – are interesting for delivering high per-user data rates, uniformly across a coverage area, while providing greater overall throughput via higher spatial reuse.

In addition, a small cells network can be operated in both an indoor and an outdoor environment which allows, for instance, a continuity of service between an indoor area and an outdoor area.

Since communication resources of a small cells telecommunication network are shared between said small cells, it is primordial to share efficiently said available radio resources among the small cells of the network. In other words, the employed resource allocation procedure highly impacts the performance of the overall communication network.

One of the main issues when deploying small cells communication networks is to guarantee a continuity of service and an efficient handover between neighboring cells, a "neighboring cell" being a cell which is adjacent or proximate to the considered cell. For that purpose, a neighboring cell list (NCL) is set by each cell in order to identify different neighboring cells that can be seen (captured or received) by the terminal and responding to a set of predefined criteria (mainly the level of received signal), a communication handover being possible for a terminal communication from the cell owning the list to a cell listed thereon.

The optimization of said neighbor cell list (NCL) is a crucial issue that targets to provide seamless mobility and satisfactory quality of end user experience. As reflected by the publication of David Soldani and Ivan Ore,

“Self-optimizing neighbor cell list for UTRA FDD networks using detected set reporting”, published in IEEE 65th Vehicular Technology Conference, 2007. VTC2007-Spring, it is known to consider an efficient optimization procedure of the Neighbor Cell List establishment mainly on the radio communication quality indicators.

The invention results from the finding that the small cells are supported by base stations whose backhauling connection to the core communication network - i.e. the wired connection between the radio base station and the telecommunication network - should be taken into account for sharing the communication resources sharing among the different small cells.

More precisely the invention results from the finding that the quality of a base station backhauling should be considered in the distribution of the telecommunication network resources, for instance to establish NCLs or distribute radio frequencies between base stations.

Indeed, a small cell base station can be connected with different types of backhauling, for instance depending on the base station location, to the core network, such as an optical fiber connection, a Digital Subscriber Line connection, a power transmission line and/or a cooper line, each one of said connection having its own particularities to be considered in order to improve the telecommunication network operations.

Thus, the invention relates to a method for managing cells of a telecommunication network, said cells being supported by radio base stations aimed to provide wireless communication support to mobile terminals connected to said communication network, each radio base station being linked to a core of the telecommunication network through an associate backhaul, characterized in that it comprises the step of managing dynamically communications resources of the telecommunication base stations by considering a dynamical backhaul quality parameter for each base station and comparing different backhaul quality parameters of different base stations in order to optimize the communication resources operations of the telecommunication network.

By implementing the invention, a telecommunication network can be managed in order to consider the backhaul operating conditions, so that the overall telecommunication network operation can be optimized.

5 **[Copy/paste of sub-claims after inventor's agreement on sub claims]**

The accompanying drawings are included to provide a further understanding of the invention and are incorporated in and constitute a part of this specification, to illustrate embodiments of the invention and, together with
10 the description, to explain the principles of the invention whose scope is defined by the claims and not limited by the description wherein:

- Figure 1 is a schematic view of a telecommunication network according to the invention,
- 15 - Figure 2 and 3 are diagrams of an assessment of a base station assessment according to one embodiment of the invention,
- Figure 4 is a table of an assessment of a base station assessment according to one embodiment of the invention,
- Figure 5 is a diagram representing a possible distribution of frequency distribution among different interfering base stations, and
20
- Figure 6 depicts a graphical distribution of resources in a telecommunication network according to the invention.

25 Reference will now be made in detail to the present preferred embodiment of the invention, an example of which is illustrated in the accompanying drawings. Wherever possible, the same reference numerals will be used throughout the drawings to refer to the same or like parts.

30 In reference to figure 1, the invention relates to a method for managing small cells 100i of a telecommunication network 102, each small cell 100i being supported by a radio base station 104i aimed to provide wireless/radio

communication support to mobile terminals 106i connected to said telecommunication network 102.

Each small cell covers an area which does not extend further to 200 meters from the base station, typically no further to 100 meters, and each
5 base station 104i is linked to a core 106 of the telecommunication network 102 through an associate backhauling wired connection 105i whose nature might vary from one base station to another. For instance, a backhaul might use a connection based on an optical fiber, a digital subscriber line, a cooper line or a power transmission line.

10 According to the invention, the telecommunication network comprises means to manage dynamically communication resources of the telecommunication base stations by considering a dynamic backhauling quality BQ parameter for each base station and comparing different BQ parameters of different base stations in order to optimize the communication resources operations of the telecommunication network.
15

In a first embodiment, the communications resources are managed when setting a neighboring cell list (NCL) for each base station so that said NCL setting takes into account the dynamic BQ parameter of the neighboring cells considered into said list.

20 Indeed, as already explained, in mobile communications networks, the base stations 104i are deployed to connect user terminals 106i to a wireless network. Each user terminal is initially connected to a base station when it is located within the cell area served by the base station. Nevertheless, due to mobility or when the base station experiences congestion, the user
25 terminal communication is handed off to a different base station which is selected from the Neighboring Cell List (NCL).

In other words, the NCL identifies the different cells declared by the terminal as valid (according to preset criteria such as the minimum received power) whereto a handover is possible from the cell owning the list to the
30 cell listed. But since backhaul are different or heterogeneous, the backhaul 105i of a base station 104i might be more limited or congested as compared to other another base station 104j backhauling 105j in similar conditions.

Thus, the handover of telecommunication should consider the availability and the occupancy of the neighboring cells backhails to be optimized.

Also, a user terminal should select a base station by taking into account important parameters such as:

- 5 - The received signal quality,
- The real offered bandwidth by comparing the available wireless bandwidth and the available backhaul bandwidth,
- The requirement of its service (Quality of service). Typically the delay is the more important feature.

10 For that purpose, each mobile terminal 106 might take select a base station by considering the above mentioned three parameters through a score S which depends on:

- A received signal quality parameter SQ as the signal power. For instance, said SQ parameter could be considered as per-interval function wherein SQ equals:

- 15 - 0 if the received signal of the target cell is above a threshold1.
- 1 if the received signal of the target cell is between threshold1 and a threshold2.

- 2 if the received signal of the target cell is between threshold2 and a

- 20 - A measured minimum bandwidth MB between the wireless segment and the backhaul. For instance, said MB parameter could be considered through a membership function of the available bandwidth as depicted in Figure 2.

More precisely, by defining some thresholds (B1.B4), the available bandwidth could be qualified as low, medium or high depending on the requirement of the service searched by the terminal. For instance, for real time traffic, a minimum bandwidth depending on the requested resolution is required

25 **[Please explain; for instance, video conference imposes a minimum of data bandwidth ?]** whereas, for example, a high bandwidth is required to ensure a high quality for a CIF format.

- 30 - A delay D **[could you please define more precisely such “delay”? Is it the transmission delay between a BS and the terminal or a BS and the core network ? thank you].**

As for the bandwidth parameter, the delay D could be qualified as low, medium or high depending on the requirement of the service and through some thresholds (D1.D4). For instance, the delay is not a stringent requirement for a http traffic so that its service could be performed through the low, the medium or the high region.

In one embodiment wherein it is considered that the received signal quality indicator is the more important parameter, the score function is split up into two parts as the following:

$$S = SQ \times F(\min(MB, BQ), \text{Quality of Service requirement})$$

Wherein the "quality of service parameter" is an indicator which varies according to the service required by the terminal. For instance, considering two users requiring, for one, a web service (http) and, for the other, a real time traffic, it is known that the http traffic tolerate a large delay so that, even when a base station backhauling is congested, the terminal should be connected to the cell offering the best radio connectivity while the terminal requiring real time traffic (e.g. mobile TV), which is delay dependent, should be connected to a cell having a non congested backhaul.

The score S is assigned to each cell, for instance through a table as represented in figure 4 relating to the MB and BQ parameters, and it is upon its values that the ranking of the neighbor cells list is realized so that the terminal tends to select the cell having the higher score number.

After computing the score of the different received cells (declared eligible by comparing their received signals to the defined thresholds, the indicator function), it selects the cell having a score different from 0.

According to another embodiment of the invention, the backhaul quality parameter is required for the distribution of resources between different base stations independently of the neighboring cell list establishment.

Indeed, the telecommunication network resources should first be allocated and shared between the different small cells and this issue appears to be more critical in the case of a small cells network where the number of interfering cells is high (due to high density and low coverage area).

Considering the two base station BS1 104i and BS2 104j of figure 1, respectively connected to the backhauls Bh1 105i and Bh2 105j, they may operate in the same band and interfere (low separating distance).

In this case, there is a need that each base station 104i and 104j selects its radio resources in the way that the overall generated interference is minimized, as depicted for instance in figure 5. At each period T_k , a part of the total available frequency band is allocated to a given cell. In the prior art, the resource allocation procedure is performed on the basis of:

- the total available band,
- 10 - the needs of each base stations, generally deduced from the number of attached users and the type of service / traffic,
- the usage/needs of the neighboring cells,

Thus, the resource allocation procedure of the prior art takes into account only the wireless link characteristics. Nevertheless, this method can be proved to be weak in the case of heterogeneous/various backhaul connection of each involved base station.

For example, a given conventional resource allocation procedure can be applied at a time t and will continue for a duration T , resulting in a first average data rate DR_1 for the base station BS1 104i and an average data rate DR_2 for the base station BS2 104j.

If at an instant the backhaul connection of the base station BS1 104i allows an average data rate DR_{Bh1} inferior the previous average DR_1 , the effective average data rate of the base station BS1 104i to be considered is DR_{Bh1} .

25 The different base stations determine the backhaul characteristics either with a probing based on TCP principle (to fix the bandwidth) or by operator configurations. One way to sent backhaul information occupancy is to use the common channels to the users.

To summarize, the invention discloses the consideration of a backhaul quality (BQ) parameter in combination with other parameters, such as a typical delay parameter, in order to optimize the distribution of communication resources within a telecommunication network.

The invention can be implemented through an unlimited number of embodiments and functions. For instance, by coupling the two parameters, a terminal could select an appropriate target cell offering a quality of service adapted to said parameter while a load equilibrium between the cells could be achieved in the communication network.

Indeed, by exploiting classically only the radio information, all the user terminals tend to select the same cell i.e. the best candidate while, thanks to the invention, the users tend to select the appropriate cell offering them a required quality of service at the base station backhauling level, as depicted in Figure 6 which represents three parameters to be considered for a cell selection. In an allowed zone, at a certain level of received signal (axis 600) should be based on an acceptable combination of delay (axis 602) and available transmission rate (axis 604), which is limited by the minimum bandwidth of the backhaul or the wireless segment.

The invention can also be implemented according to different embodiments regardless of the network topology and type (macro, femto cells ...) despite the fact that the description focus on the example of small cells network where the heterogeneity of backhaul is most explicit.

CLAIMS

- 5
10
15
20
25
30
1. Method for managing cells (100i, 100j) of a telecommunication network (102), said cells (100i, 100j) being supported by radio base stations (104i, 104j) aimed to provide wireless communication support to mobile terminals ((106i) connected to said communication network (102), each radio base station (104i, 104j) being linked to a core (108) of the telecommunication network through an associated backhaul (105i, 104j), characterized in that it comprises the step of managing dynamically communications resources of the telecommunication base stations by considering a dynamical backhaul quality BQ parameter for each base station (104i, 104j) and comparing different backhaul quality BQ parameters of different base stations (104i, 104j) in order to optimize the communication resources operations of the telecommunication network (102).
 2. Method according to claim 1 wherein each cell (100i, 100j) is a small cell that does not cover an area which extends further to 200 meters from the base station (104i, 104j), typically no further than 100 meters.
 3. Method according to claim 1 or 2 wherein the communications resources are managed by setting a neighboring cell list NCL for each base station (104i, 104j) which takes into account the dynamical backhauling quality BQ parameter of the neighboring cells considered into said list.
 4. Method according to claim 3 wherein the backhauling quality (BQ) parameter is considered to set the neighboring cell list (NCL) simultaneously to at least one of the following other parameters: a received signal quality (SQ), a minimum bandwidth (BM) radio parameter, a requirement of service parameter.
 5. Method according to claim 4 wherein a score S is determined for each base station (104i, 104j) on the basis of a function F such as:

$S = SQ \times F(\min(MB, BQ), \text{Quality of Service requirement})$

So that the score of each base station (104i, 104j) considers the data rate transmission limit fixed by either the wireless part or the backhauling part of the considered base station (104i, 104j).

5

6. Method according to claim 5 wherein the quality of service QS parameter is an indicator which varies according to the nature of the data to be transferred in a communication established by a terminal (106i).

10

7. Method according to claim 1 or 2 wherein the communication resources are managed by setting the distribution of the network resources distribution between base stations (104i, 104j) by selecting radio ranges for each base station (104i, 104j) depending on the dynamic backhauling BQ parameter.

15

8. Method according to claim 7 wherein the radio ranges relate to frequencies allocated to a base station (104i, 104j).

20

9. Radio base station (104i, 104j) aimed to provide wireless communication support to mobile terminals (106) connected to a communication network (102) based on cells (100i, 100j), said radio base station (104i, 104j) being linked to a core (108) of the telecommunication network through an associate backhaul, characterized in that it comprises means to manage dynamically communications resources of the telecommunication base stations (104i, 104j) by considering a dynamical backhaul quality BQ parameter for each base station (104i, 104j) and comparing different backhaul quality BQ parameters of different base stations (104i, 104j) in order to optimize the communication resources operations of the telecommunication network following a method according to any of the previous claims.

25

30

10. Telecommunication network (100) based on cells (100i, 100j) supported by radio base stations (104i, 104j) aimed to provide wireless communication support to mobile terminals (106i) connected to said communication network (102), each radio base station (104i, 104j) being linked to a core of the telecommunication network through an asso-

ciate backhaul (108), characterized in that it comprises means to manage dynamically communications resources of the telecommunication base stations by considering a dynamical backhaul quality parameter for each base station (104i, 104j) and comparing different backhaul quality BQ parameters of different base stations in order to optimize the communication following a method according to any of the claims 1 to 8.

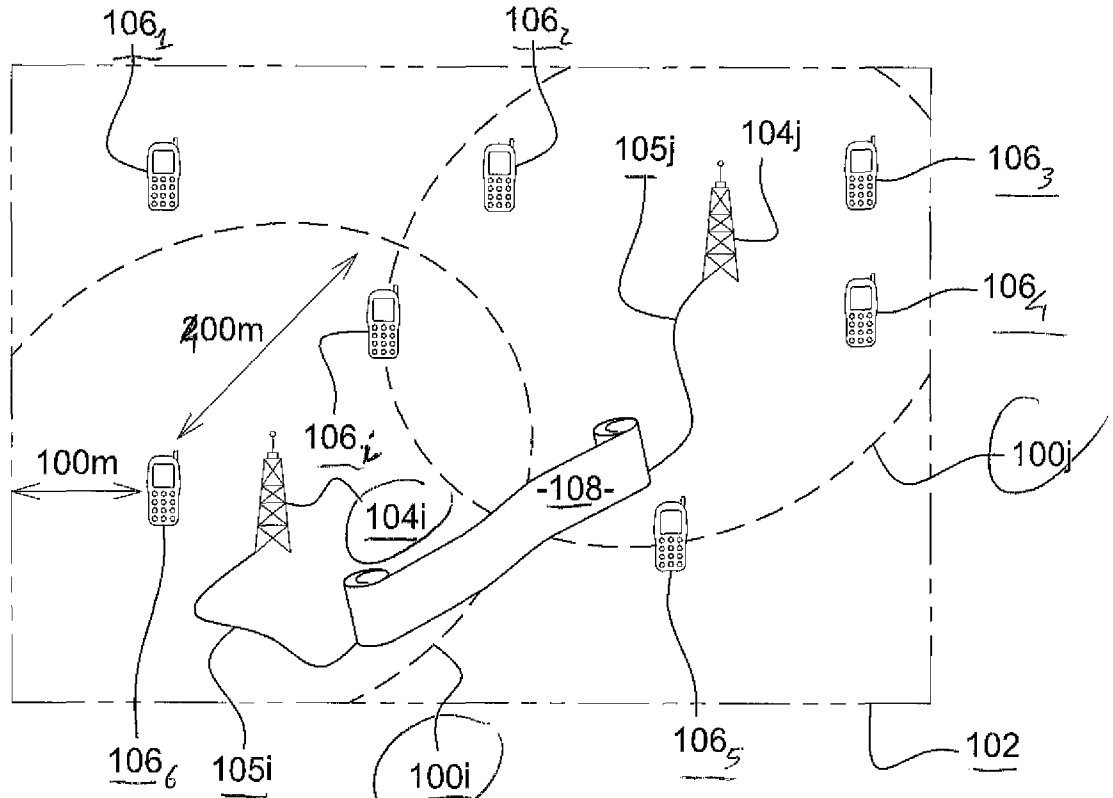


Fig. 1

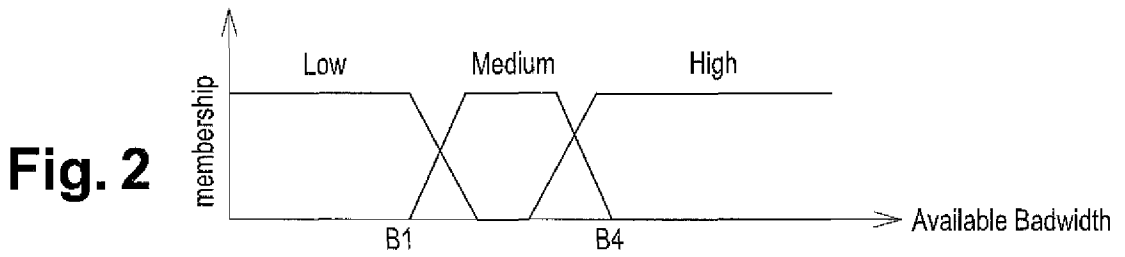


Fig. 2

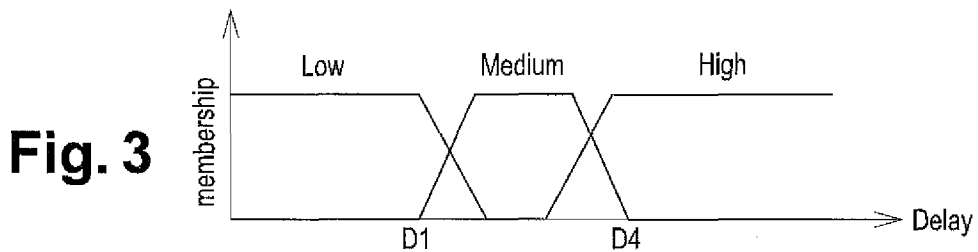


Fig. 3

Bandwidth \ Delay	Low	Medium	High
Low	1	0	0
Medium	2	1	0
High	3	2	1

Fig. 4

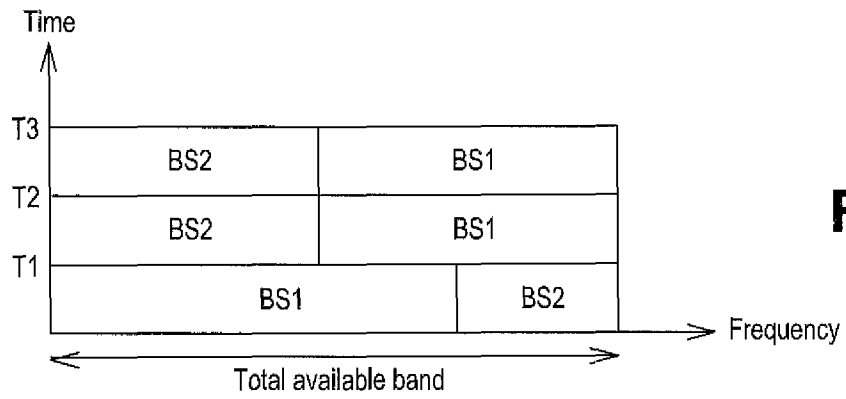


Fig. 5

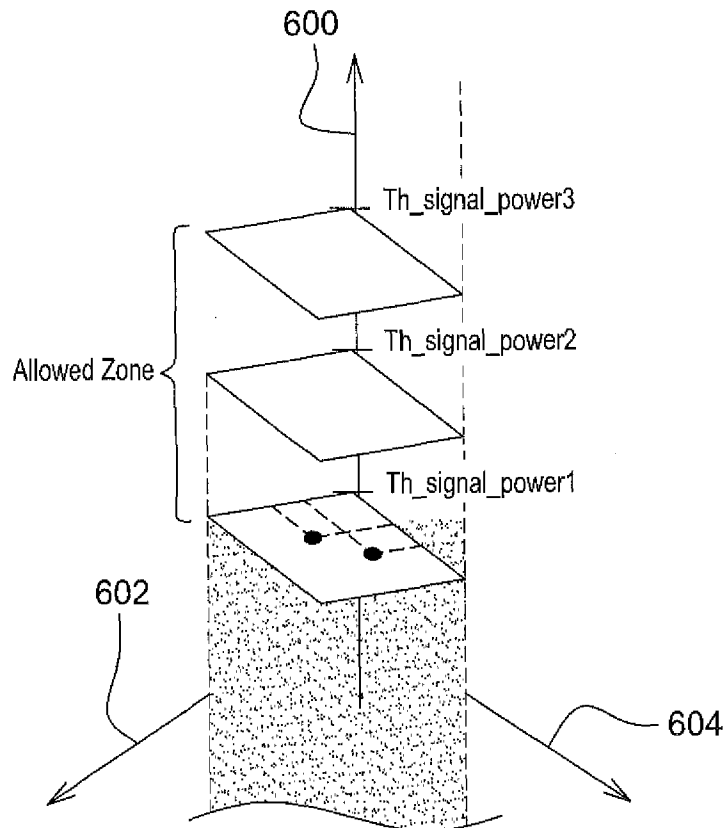


Fig. 6

INTERNATIONAL SEARCH REPORT

International application No
PCT/EP2011/057413

A. CLASSIFICATION OF SUBJECT MATTER
INV. H04W72/08
ADD.
According to International Patent Classification (IPC) or to both national classification and IPC

B. FIELDS SEARCHED
Minimum documentation searched (classification system followed by classification symbols)
H04W
Documentation searched other than minimum documentation to the extent that such documents are included in the fields searched

Electronic data base consulted during the international search (name of data base and, where practical, search terms used)
EPO-Internal, COMPENDEX, INSPEC, IBM-TDB, WPI Data

C. DOCUMENTS CONSIDERED TO BE RELEVANT

Category*	Citation of document, with indication, where appropriate, of the relevant passages	Relevant to claim No.
X	WO 2009/131898 A1 (QUALCOMM INC [US]; AGASHE PARAG A [US]; BHUSHAN NAGA [US]) 29 October 2009 (2009-10-29)	1-6,9,10
A	paragraphs [0005] - [0008], [0020], [0063] - [0073], [0078] - [0086] paragraphs [0048], [0058], [0059] figures 1,2 claims 1-32 ----- -/--	7,8

Further documents are listed in the continuation of Box C.

See patent family annex.

* Special categories of cited documents :

- "A" document defining the general state of the art which is not considered to be of particular relevance
- "E" earlier document but published on or after the international filing date
- "L" document which may throw doubts on priority claim(s) or which is cited to establish the publication date of another citation or other special reason (as specified)
- "O" document referring to an oral disclosure, use, exhibition or other means
- "P" document published prior to the international filing date but later than the priority date claimed

- "T" later document published after the international filing date or priority date and not in conflict with the application but cited to understand the principle or theory underlying the invention
- "X" document of particular relevance; the claimed invention cannot be considered novel or cannot be considered to involve an inventive step when the document is taken alone
- "Y" document of particular relevance; the claimed invention cannot be considered to involve an inventive step when the document is combined with one or more other such documents, such combination being obvious to a person skilled in the art.
- "&" document member of the same patent family

Date of the actual completion of the international search 20 June 2011	Date of mailing of the international search report 28/06/2011
---	--

Name and mailing address of the ISA/ European Patent Office, P.B. 5818 Patentlaan 2 NL - 2280 HV Rijswijk Tel. (+31-70) 340-2040, Fax: (+31-70) 340-3016	Authorized officer Rosken, Wilfried
--	--

INTERNATIONAL SEARCH REPORT

International application No
PCT/EP2011/057413

C(Continuation). DOCUMENTS CONSIDERED TO BE RELEVANT		
Category*	Citation of document, with indication, where appropriate, of the relevant passages	Relevant to claim No.
X	OLMOS J ET AL: "A Functional End-to-End QoS Architecture Enabling Radio and IP Transport Coordination", IEEE WIRELESS COMMUNICATIONS AND NETWORKING CONFERENCE, 2007, WCNC 2007, 11 - 15 MARCH 2007, HONG KONG, IEEE OPERATIONS CENTER, PISCATAWAY, NJ, vol. Mobility control, 1 March 2007 (2007-03-01), pages 4348-4353, XP031097931, ISBN: 978-1-4244-0658-6	1-6,9,10
A	page 4353, left-hand column, last paragraph - right-hand column, paragraph 1 page 4354, right-hand column, paragraph 1 * chapter 1, 2 III *	7,8
X	----- EP 2 081 324 A1 (ALCATEL LUCENT [FR]) 22 July 2009 (2009-07-22)	1-6,9,10
A	abstract paragraph [0006] - paragraph [0012] paragraphs [0038], [0041], [0043], [0047], [0048] claims 1-12; figures 1-3	7,8
X	----- GB 2 452 794 A (VODAFONE PLC [GB]) 18 March 2009 (2009-03-18)	1-6,9,10
A	page 3, line 25 - page 4, line 24 page 8, line 21 - page 13, line 24 figure 1	7,8
X	----- US 2007/177510 A1 (NATARAJAN KADATHUR S [US] ET AL) 2 August 2007 (2007-08-02)	1-6,9,10
A	paragraphs [0011], [0014] - [0018], [0023] - [0026] figures 1,2	7,8
A	----- US 2008/248807 A1 (KIM KI-BACK [KR] ET AL) 9 October 2008 (2008-10-09)	1-10
	abstract paragraphs [0031] - [0033], [0038] - [0039] figures 1,2 -----	

INTERNATIONAL SEARCH REPORT

Information on patent family members

International application No

PCT/EP2011/057413

Patent document cited in search report	Publication date	Patent family member(s)	Publication date
WO 2009131898	A1	29-10-2009	
		AU 2009239547 A1	29-10-2009
		CA 2720981 A1	29-10-2009
		CN 102017722 A	13-04-2011
		EP 2283679 A1	16-02-2011
		KR 20110007610 A	24-01-2011
		US 2009264123 A1	22-10-2009

EP 2081324	A1	22-07-2009	NONE

GB 2452794	A	18-03-2009	NONE

US 2007177510	A1	02-08-2007	
		EP 1982449 A2	22-10-2008
		KR 20080095255 A	28-10-2008
		WO 2007089995 A2	09-08-2007

US 2008248807	A1	09-10-2008	NONE
