

Nov. 2, 1937.

E. M. ROTHMAN

2,097,777

BATHING COSTUME

Filed Dec. 31, 1935

Fig. 1.

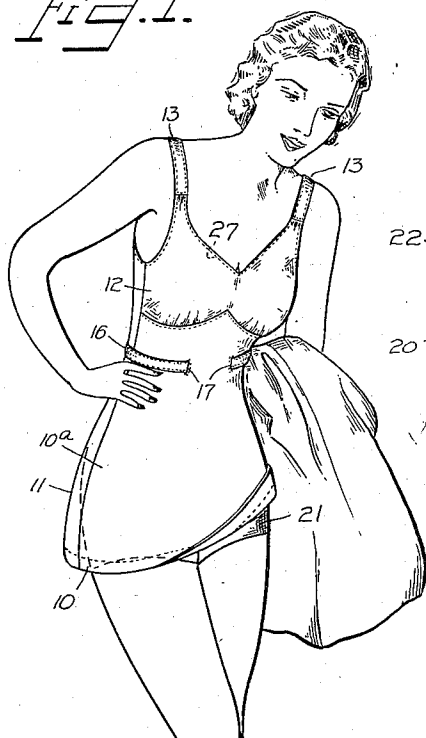


Fig. 2.

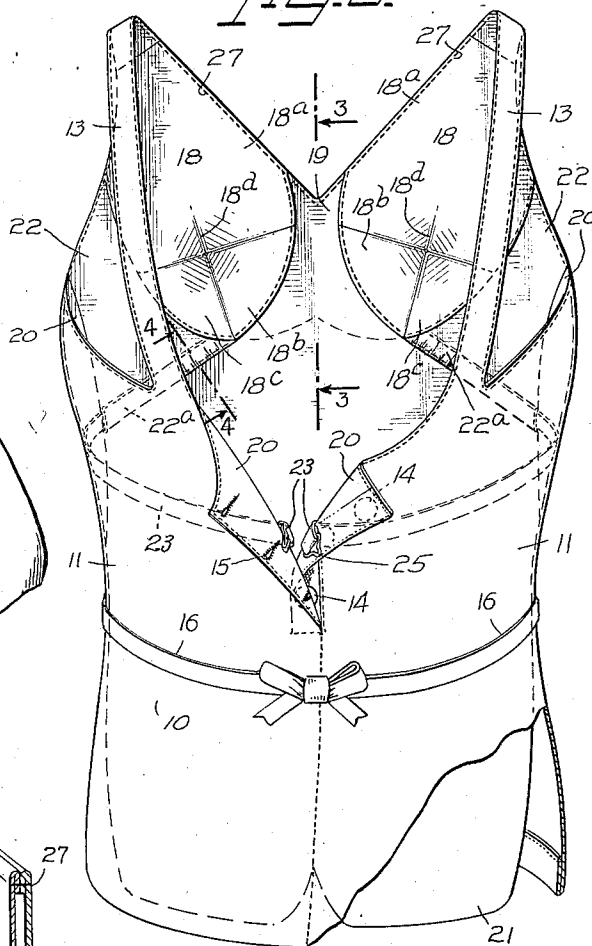


Fig. 3.

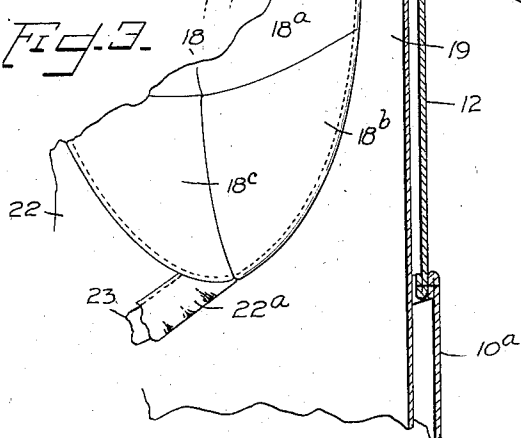
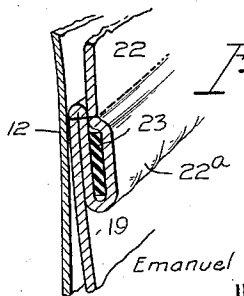


Fig. 4.



Emanuel M. Rothman
INVENTOR

BY *Attorney*
his ATTORNEY.

UNITED STATES PATENT OFFICE

2,097,777

BATHING COSTUME

Emanuel M. Rothman, Philadelphia, Pa.

Application December 31, 1935, Serial No. 56,893

8 Claims. (Cl. 2—67)

My invention relates to a bathing costume featuring a single garment provided with an overdress and a foundation lining constituting trunks and an integral built-in brassière.

5 This invention has for its object to provide a bathing garment of this character, with an inner foundation lining, which incorporates in its construction a built-in brassière and a pair of trunks, and which is attached to the outer portion of the garment along the upper open end only, where-
10 by the overdress may hang gracefully over the figure without being too revealing.

Another object of my invention is to incorporate in the construction of a built-in brassière certain features which will afford just the proper support to the figure at all times although the wearer may be extremely active and have rather ample proportions.

I accomplish these objects by means of a bathing garment of which one embodiment is described in the following specification, set forth in the appended claims and illustratively exemplified in the accompanying drawing, in which

Figure 1 is a view of my improved bathing garment shown upon the figure of a model;

Figure 2 is a perspective view looking from the back towards the inner side of the front of the garment and showing the built-in brassière feature;

30 Figure 3 is a substantially longitudinal sectional view of the upper front portions of the bathing costume taken on lines 3—3 of Figure 2; and

Figure 4 is a substantially transverse sectional view of a portion of the brassière and strap for holding the latter in position, the view being taken on lines 4—4 of Figure 2.

Referring to the drawing, the bathing costume comprises an overdress having an outer skirt portion 10 consisting of a front panel 10^a and a back panel 11, the latter being of two sections sewed together along the center line of the back. The side edges of the front and back panels are stitched together to form a substantially tubular arrangement. The upper edge of the front panel 10^a joins a waist-like section 12, although this section and the front panel may be in one piece if desired. However, the waist 12 is preferably a separate unit, inasmuch as it may be gathered in along its lower edge where it joins the top of the front panel 10^a in order to produce the necessary fullness to accommodate the curved bust lines of the figure. The neck line of the present garment at the front is substantially
55 V-shaped, the upper corners of the waist being

joined to shoulder straps 13 which reach over the shoulders of the wearer and drop down the back to join the upper edges of the back panels 11. The back of the garment is preferably cut very low and is closed at about or slightly above the waist line. To facilitate getting into and removing the garment, the seam at the middle of the back of the back panel opens to a point several inches below the back opening and is provided with buttons 14 and button holes 15 to form the means for closing the seam. A belt 16 is used to draw the skirt portion 10 more tightly at the waistline, the belt 16 being threaded through two slots 17 in the front panel 10^a and extending around the outside of the garment to the back 15 where the ends are tied together.

The brassière-like part and lining which constitute the essential features of the present invention are built into the outer garment described above and consist in what might be termed a foundation lining terminating at its lower end in a trunk-like portion.

The upper portion of this lining follows the outline of the waist portion 12 and consists of two pocket-like breast covers and supports 18, each being made up of three triangular sections 18^a, 18^b and 18^c stitched together along adjoining edges to form a pear-shaped arrangement. The upper side edges of the pockets 18 are stitched to the corresponding edges of the waist portion 12 which forms the V-neck line and arm hole line leading to the shoulder straps 13. It should be noted that two of the triangular pieces 18^b and 18^c, forming the lower part of each pocket 18, are substantially the same, but smaller in size than the third or upper triangular piece 18^a. These angular pieces are joined by stitching their sides together and the pocket effect is completed by cutting a V-shaped piece out of the center of the base of the upper and larger triangular piece 18^a and by stitching together the edges 18^d of V-cut, as illustrated particularly in Figure 2.

The lower inner side edges of the pockets 18 are joined to a front center panel 19, which fills in the narrow space between the pockets, and which at its top coincides with the small space constituting the center portion of the V-neck line, the panel 19 being stitched to the waist portion 12, only along the V-neck line. Below the pockets 18 the front panel 19 spreads out to each side to lines corresponding substantially with the side lines of the outer skirt portion 10, where it joins two back sections 20 of the inner garment which are stitched to the free edges of the outer back sections 11. The extreme lower ends of the front
55

and back sections 19 and 20, respectively, are cut to form trunks 21 when attached together.

Intermediate each pocket 18 and its adjacent back section 20 is a four sided inset piece 22, one side being stitched to the outer lower side edge of the pocket 18, the next side of the inset 22 running along and being stitched to the front edge of the arm hole, the third side joining with the side edge of the back panel 20, and the fourth side being turned back upon itself to form a guide or tunnel 22^a. The outer or lower edge of the tunnel guide is gathered slightly and then stitched to the side of the inner front panel 19 beyond the lowerpoint of the pocket 18.

Each tunnel guide 22^a accommodates an elastic band 23, which is attached at its inner end to the lower end of the adjacent pocket 18. The elastic bands 23 emerge from the comparatively short tunnel guides 22^a and follow around the inside of the inner garment to the center of the back, the free ends of the elastics having a hook and eye fitting 25 to separably attach them together.

From the foregoing it will be seen that the present garment consists virtually of an overdress or outer skirt and waist portion and an inner foundation portion comprising a brassière and trunks, the two portions being entirely independent except where they meet along their upper edges and are integrally attached by rows of stitching 27. As a result of this feature in bathing garment construction, the brassière-like lining foundation is free to mold the figure, lend proper support thereto and to the outer garment portion without in any way influencing the style, draping or appearance of the latter.

I claim:—

1. In a bathing costume, the combination of an overdress open to accommodate the neck and arms of the wearer, and a foundation lining connected to the overdress along the opening thereof, comprising breast covering pockets and elastic means passing from the pockets about the body of the wearer inside the foundation lining, the latter including guides formed in the foundation, each guide beginning at a pocket and being inclined downwardly to the side of the garment, said means comprising elastic bands traversing said guides and emerging therefrom at the sides of the garment, and separable fastening means for the free ends of the bands at the back of the garment.

2. A bathing costume comprising in combination, an outer garment and two pear-shaped bust pockets with their lower edges tapering towards a point inside the garment, said pockets being hingedly secured along their upper edges to the upper edge of the outer garment, and separate adjusting means secured to the bottom points of each pocket, respectively, said means being adapted to lift said pockets independently from each other and relative to the joint edges of said pockets and the outer garment to adjust the wearer's bust with respect thereto.

3. The bathing costume claimed in claim 2, which includes an outer garment comprising waist and skirt portions, and an inner garment comprising waist and trunk portions, the upper edge of said inner waist portion being attached to the lower edges of said bust pockets.

4. The bathing costume claimed in claim 2, which includes an outer garment comprising waist and skirt portions, and an inner garment comprising waist and trunk portions, said inner garment being provided with an integral tongue, the free end thereof being attached to the upper edge of the outer garment between the said bust pockets, said inner garment being loose within the outer garment and suspended from the lower edge of the bust pockets and the upper peripheral edge of the outer garment.

5. The bathing costume claimed in claim 2, which comprises an insert piece laterally adjacent each pocket and attached at its upper edge to the upper edge of the outer garment, a guide channel for said adjusting means provided on said insert piece, the abutting edges of the insert piece and adjacent pocket being attached together.

6. The bathing costume claimed in claim 2, which comprises an insert piece laterally adjacent each pocket and attached at its upper edge to the upper edge of the outer garment, a guide channel for the said adjusting means provided on said insert piece, the abutting edges of the insert piece and adjacent pocket being attached together, said guide channel being formed by the turned-over edge of said insert piece and being gathered to render the same expansible, and an inner garment comprising waist and trunk portions, the said inner garment being attached to said insert pieces and said pockets.

7. A bathing costume comprising in combination an outer garment including waist and skirt portions and an inner garment including waist and trunk portions, said inner waist portion extending at least to the waistline of the wearer and having bust pockets, said inner and outer garments being provided with coinciding upper edges attached together and in the back with coinciding slits extending downwardly from said upper edge, the two garments being attached together along the edges of the slits, fastening means for connecting the slitted portions together, and adjusting tapes attached to and extending from the lower portions of the bust pockets and adapted to encircle the body of the wearer, said adjusting tapes being disposed on the inside of the inner garment, adjacent the wearer's body, and extending to the said slitted section in the back of the bathing costume.

8. A bathing costume, as claimed in claim 1, in which each of said elastic bands is secured to the lower edge of said breast covering pockets.

EMANUEL M. ROTHMAN.