

(19) World Intellectual Property Organization
International Bureau



(43) International Publication Date
15 May 2003 (15.05.2003)

PCT

(10) International Publication Number
WO 03/039289 A2

(51) International Patent Classification⁷: **A45C 11/04**,
A46B 13/04

(21) International Application Number: PCT/US02/35209

(22) International Filing Date:
1 November 2002 (01.11.2002)

(25) Filing Language: English

(26) Publication Language: English

(30) Priority Data:
10/002,253 2 November 2001 (02.11.2001) US

(71) Applicant (*for all designated States except US*): **CON-TOUR OPTIK, INC.** [—/—]; 6 Industrial Fifth Road, Tou Chiau Industrial Park, Chiayi 621 (TW).

(81) Designated States (*national*): AE, AG, AL, AM, AT, AU, AZ, BA, BB, BG, BR, BY, BZ, CA, CH, CN, CO, CR, CU, CZ, DE, DK, DM, DZ, EC, EE, ES, FI, GB, GD, GE, GH, GM, HR, HU, ID, IL, IN, IS, JP, KE, KG, KP, KR, KZ, LC, LK, LR, LS, LT, LU, LV, MA, MD, MG, MK, MN, MW, MX, MZ, NO, NZ, OM, PH, PL, PT, RO, RU, SD, SE, SG, SI, SK, SL, TJ, TM, TN, TR, TT, TZ, UA, UG, US, UZ, VN, YU, ZA, ZM, ZW.

(84) Designated States (*regional*): ARIPO patent (GH, GM, KE, LS, MW, MZ, SD, SL, SZ, TZ, UG, ZM, ZW), Eurasian patent (AM, AZ, BY, KG, KZ, MD, RU, TJ, TM), European patent (AT, BE, BG, CH, CY, CZ, DE, DK, EE, ES, FI, FR, GB, GR, IE, IT, LU, MC, NL, PT, SE, SK, TR), OAPI patent (BF, BJ, CF, CG, CI, CM, GA, GN, GQ, GW, ML, MR, NE, SN, TD, TG).

Published:

— *without international search report and to be republished upon receipt of that report*

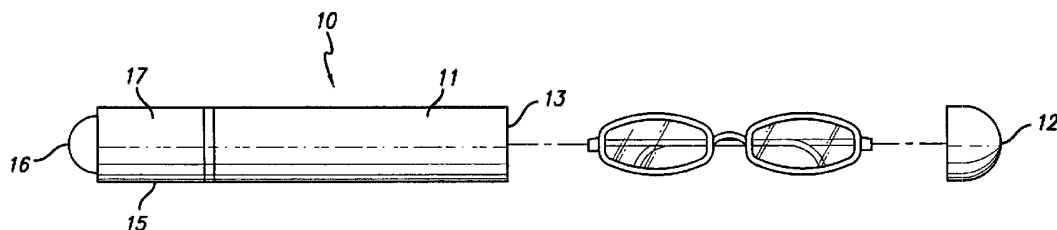
For two-letter codes and other abbreviations, refer to the "Guidance Notes on Codes and Abbreviations" appearing at the beginning of each regular issue of the PCT Gazette.

(72) Inventor; and

(75) Inventor/Applicant (*for US only*): **CHAO, David** [US/US]; 1135 South Springer Road, Los Altos, CA 94024 (US).

(74) Agent: **DANYKO, Richard, J.**; Dreier & Baritz, LLP, 499 Park Avenue, 20th Floor, New York, NY 10022 (US).

(54) Title: CONTAINERS WITH ADDITIONAL FUNCTIONALITY



(57) Abstract: The present invention is directed to multipurpose containers in which a variety of items can be stored, such as eye-glasses writing instruments, pills, medicines, thermometers, rulers, note pads, to name a few of the nearly limitless number of items that can be stored. The containers may be provided with writing implements or gauges to measure a parameter, such as a timepiece.

CONTAINERS WITH ADDITIONAL FUNCTIONALITY

FIELD OF THE INVENTION

The present invention is directed to multipurpose containers in which a variety of items can be stored, such as eyeglasses writing instruments, pills, medicines, thermometers, rulers, note pads, to name a few of the nearly limitless number of items that can be stored. The containers may be provided with an item of additional functionality, such as a massage element, a fan, a calculator, personal digital assistant, a radio, an MP3 player, to name a few possibilities.

BACKGROUND OF THE INVENTION

There are numerous containers in the prior art that can be used to store items, that may or may not have another purpose associated with it, such as an attached writing instrument, or storing another item, or providing information on a prevailing aspect of the moment, such as temperature or time.

SUMMARY OF THE INVENTION

The present invention is directed to multipurpose containers and that can be used to store and retain a variety of items, including such items as eyeglasses, medicines, foods, rulers, thermometers, note pads, to name but a few of the possibilities. The containers have an interior space for storing an item, and may be provided with a second interior space for storing a second item, The container may be provided with a writing implement, or it may be provided with a gauge for measuring a parameter. In onenon limiting embodiment, the invention is a pair of folding eyeglasses that is transformable into its own compact case.

While the detailed description relates to a container for eyeglasses, it is immediately apparent that other items can be stored in the containers as well.

BRIEF DESCRIPTION OF THE DRAWINGS

Figure 1 is a side elevational view of a container provided with a massage element.

Figure 2-6 are side elevational views of additional embodiments of containers provided with a massage elements.

Figure 7 is a side elevational view of a personal digital assistant (PDA) and container of the present invention.

Figure 8 is a side elevational view of an alternative embodiment of a personal digital assistant and container.

Figure 9 is a side elevational view of a radio and container of the present invention.

Figure 10 is a side elevational view of an alternative embodiment of a radio and container of the present invention.

Figure 11 is a side elevational view of a MP3 device and container of the present invention.

5 Figure 12 is a side elevational view of an alternative embodiment of a MP3 device and container of the present invention.

Figure 13 is a side elevational view of a calculator and container of the present invention.

Figure 14 is a side elevational view of an alternative embodiment of a calculator and container of the present invention.

10 Figure 15 is a side elevational view of a utility storage device and container of the present invention.

Figure 16 is a side elevational view of an alternative embodiment of a utility storage device and container of the present invention.

Figure 17 is a side elevational view of fan and container of the present invention.

15 Figure 18 is a side elevational view of an alternative embodiment of a fan and container of the present invention.

Figure 19 is a side elevational view of an alternative embodiment of the present invention.

DETAILED DESCRIPTION OF THE PREFERRED EMBODIMENT

20 Figure 1 shows a container 10 for storing eyeglasses or other items. The container 10 is provided with a body 11 defining a cavity in which an item such as eyeglasses can be stored. The container is provided with a cap 12 dimensioned to close the opening 13 of the body 11, through which opening 13 the eyeglasses are inserted into the cavity. When the cap 12 is joined to the body 11, the interior space is enclosed. When the cap is removed from the body, the interior space can be accessed, permitting the user to insert or remove the eyeglasses from the space.

25

The container is further provided with a massage element 15 at its other end. The massage element has a spherical tip suited to providing a pleasing or therapeutic effect to parts of a person's body. The massage effect can be provided manually, or it can be provided mechanically. One such manner of providing the effect mechanically can be provided by placing a vibrator within the

housing 17, which can hold a battery (not shown) for powering the vibrator.

In an alternative embodiment depicted in Figure 2, the container opens between the housing 15 and body 11. Body 11 can be provided with rim 11a that fits within the interior wall of the housing 15 and forms a frictional fit therewith. In yet a further alternative embodiment shown in Figure 3, the housing is provided with a recess or opening 18 on one of its sides for receiving the body 11. This positions the massage element perpendicular to the longitudinal axis of the body 11.

Figure 4 shows an embodiment where the opening 13, and cap 12, which seals the opening, is positioned at the end opposite the massage element 15.

Figure 5 shows an alternative arrangement in which the massage element 15 is mounted to a clamshell type eyeglass case. The clamshell-type eyeglass case is provided with an upper portion 20, and a lower portion 22 each of which are joined to each other by a hinge 24. Figure 6 shows a clam-shell type arrangement for the case wherein the massage head is parallel to the longitudinal axis of the body.

Figure 7 shows a container for storing eyeglasses having a PDA device (Personal Digital Assistant) 28 located on the container. In the embodiment shown, the container 10 is provided with a portion 22 that is attached to the body 20 by a hinge 24. The PDA is provided with a keyboard 30, display 32, and functionality keys 34. The portion 22 can be opened and closed in order to provide access to the interior of the container. In another arrangement shown in Figure 8, the container can be provided with an opening in at least one end. A cap or other closure 12 can then be placed over the opening, or removed therefrom, to provide access to the interior of the container.

Figure 9 shows a container on which a radio 40 is positioned on the container 10. The radio is provided with the standard controls: an on-off switch 42, a tuner control 44, a volume control 46, band selection, and a tuner display. Figure 9 shows the container provided with a container body which has an opening at one end through which the glasses can be inserted and removed from the container. The cap 12 can be placed over the container in order to seal the interior of the container.

from the outside environment, or, as the case may be, removed to provide access to the interior of the container. Figure 10 shows a container in a clam-shell arrangement in which a radio is positioned on the container.

5 Figure 11 shows a portable MP3 player in which is positioned on the container 10 is in a clam shell type arrangement. The MP3 player is provided with the conventional controls, including ones that permit track selection, fast forward, rewind, skip forward, skip backward, erase, upload, download, on and off, and volume. The device is also provided with ports that can be used to interface the device to a source from which MP3's can be transferred, either to or from the MP3
10 device. Figure 12 shows the container provided with a container body which has an opening at one end through which a the glasses can be inserted and removed from the container. The cap can be placed over the container in order to seal the interior of the container from the outside environment, or, as the case may be, removed to provide access to the interior of the container.

15 Figure 13 shows a calculator which is positioned on the container that is provided with a clam shell type arrangement. The calculator is provided with the conventional controls, including ones that buttons for digits, mathematical functions, clear, and on/off. It is also provided with a numeric display 52. Figure 14 shows the container provided with a container body which has an opening at one end through which a the glasses can be inserted and removed from the container. The
20 cap 12 can be placed over the container in order to seal the interior of the container from the outside environment, or, as the case may be, removed to provide access to the interior of the container.

 Figure 15 shows a utility type device 100 which provides a container having a body 102 for storing eyeglasses in an interior portion, and other compartments 104, 106, 108 110, for holding any
25 of a number of useful items, such as scissors, tweezers, a screw driver, and a pen. The container may also be provided with a flashlight 112 having a light source, an on/off switch 114 , and a recess for a power supply, such as a battery. A sidewall portion 116 is joined to the body 102 by a hinge 118. The sidewall can be opened and closes along the hinge. Figure 16 shows an embodiment in which the container is open and closed with a cap as in every other even numbered embodiment.

Figure 17 shows a container 10 for storing eyeglasses or other items. The container 10 is provided with a body 11 defining a cavity in which an item such as eyeglasses can be stored. The container is provided with a cap 12 dimensioned to close the opening 13 of the body 11, through which opening 13 the eyeglasses are inserted into the cavity. When the cap 12 is joined to the body 11, the interior space is enclosed. When the cap is removed from the body, the interior space can be accessed, permitting the user to insert or remove the eyeglasses from the space.

The container is further provided with a fan 150 at its other end. The fan 150 has a propeller 152 joined to the body 11 by axial pin 156. The body 11 contains a power source (not shown), such as a battery (not shown), that powers a motor that rotates the axial pin 156. Switch 158 turns the motor on and off.

In an alternative embodiment depicted in Figure 18, the container opens between the housing 154 and body 11. Body 11 can be provided with rim 11a that fits within the interior wall of the housing 154 and forms a frictional fit therewith. Figure 19 shows an alternative arrangement in which the fan 150 is mounted to a clamshell type eyeglass case. The clamshell-type eyeglass case is provided with an upper portion 20, and a lower portion 22 each of which are joined to each other by a hinge 24.

I claim:

1. A container for storing items comprised of a body defining an interior space for storing items, an opening through which the items can be stored in the body and removed therefrom,
5 a closure that having a first open position permitting access to the first interior space and a second closed position closing the second interior space, and a massage element positioned on the container.
2. The container of claim 1 wherein the massage element is located at a first container end and
10 the opening is located at a second container end.
3. The container of claim 2 wherein the opening is closed with a closure element that closes the opening of the container.
- 15 4. The container of claim 1 wherein the massage element is located at a first container end and is removable from the body in order to provide access to the opening of the container.
5. The container of claim 1 wherein the massage element is mounted perpendicular to the longitudinal axis of the body of the container.
20
6. The container of claim 5 wherein the body is received in a sidewall of the massage element.
7. The container element of claim 5 wherein the massage element is located at a first container end and the opening is located at a second container end.
- 25 8. The container element of claim 1 wherein the stored item is a pair of eyeglasses.
9. A container for storing items comprised of a body comprised of a first portion and a second portion, wherein the first portion and the second portion are joined together at a hinge, the

first portion and second portion defining an interior space for storing items, that, when in the open state, permits access to the interior of the body, and when closed, closes the interior space, and a massage element located on the container.

- 5 10. The container for storing items of claim 9 wherein the massage element is aligned perpendicular to the longitudinal axis of the body.
11. The container for storing items of claim 9 wherein the massage element is aligned parallel to the longitudinal axis of the body.
- 10 12. The container of claim 9 wherein the stored item is a pair of eyeglasses.
13. A container for storing items comprised of a body defining an interior space for storing items, an opening through which the items can be stored in the body and removed therefrom, a closure that having a first open position permitting access to the first interior space and a second closed position closing the second interior space, and a personal digital assistant.
- 15 14. The container of claim 13 wherein the opening is closed with a closure element that closes the opening of the container.
- 20 15. The container of claim 1 wherein the stored item is a pair of eyeglasses.
16. A container for storing items comprised of a body comprised of a first portion and a second portion, wherein the first portion and the second portion are joined together at a hinge, the first portion and second portion defining an interior space for storing items, that, when in the open state, permits access to the interior of the body, and when closed, closes the interior space, and a personal digital assistant located on the container.
- 25 17. The container of claim 16 wherein the stored item is a pair of eyeglasses.

18. A container for storing items comprised of a body defining an interior space for storing items, an opening through which the items can be stored in the body and removed therefrom, a closure that having a first open position permitting access to the first interior space and a second closed position closing the second interior space, and a radio located on the container.
19. The container of claim 18 wherein the opening is closed with a closure element that closes the opening of the container.
20. The container of claim 18 wherein the stored item is a pair of eyeglasses.
21. A container for storing items comprised of a body comprised of a first portion and a second portion, wherein the first portion and the second portion are joined together at a hinge, the first portion and second portion defining an interior space for storing items, that, when in the open state, permits access to the interior of the body, and when closed, closes the interior space, and a radio located on the container.
22. The container of claim 21 wherein the stored item is a pair of eyeglasses.
23. A container for storing items comprised of a body defining an interior space for storing items, an opening through which the items can be stored in the body and removed therefrom, a closure that having a first open position permitting access to the first interior space and a second closed position closing the second interior space, and a MP3 player located on the container.
24. The container of claim 23 wherein the stored item is a pair of eyeglasses.
25. The container of claim 23 wherein the opening is closed with a closure element that closes the opening of the container.

26. A container for storing items comprised of a body comprised of a first portion and a second portion, wherein the first portion and the second portion are joined together at a hinge, the first portion and second portion defining an interior space for storing items, that, when in the open state, permits access to the interior of the body, and when closed, closes the interior space, and a MP3 located on the container.
27. The container of claim 26 wherein the stored item is a pair of eyeglasses.
28. A container for storing items comprised of a body defining an interior space for storing items, an opening through which the items can be stored in the body and removed therefrom, a closure that having a first open position permitting access to the first interior space and a second closed position closing the second interior space, and at least one cavity on an exterior side of the container.
29. The container of claim 28 wherein the stored item is a pair of eyeglasses.
30. The container of claim 28 wherein a plurality of cavities are provided on the exterior of the container.
31. The container of claim 28 wherein the cavity storing another item is selected from the group consisting of a screw driver, a pair of tweezers, a writing instrument, a pair of scissors.
32. The container of claim 28 wherein the cavities store items selected from the group consisting of a screw driver, a pair of tweezers, a writing instrument, a pair of scissors.
33. A container for storing items comprised of a body comprised of a first portion and a second portion, wherein the first portion and the second portion are joined together at a hinge, the first portion and second portion defining an interior space for storing items, that, when in the open state, permits access to the interior of the body, and when closed, closes the interior space, and at least one cavity on an exterior side of the container.

34. The container of claim 33 wherein a plurality of cavities are provided on the exterior of the container.

5 35. The container of claim 33 wherein the cavity storing another item is selected from the group consisting of a screw driver, a pair of tweezers, a writing instrument, a pair of scissors.

36. The container of claim 33 wherein the cavities store items selected from the group consisting of a screw driver, a pair of tweezers, a writing instrument, a pair of scissors.

10 37. The container of claim 33 wherein the stored item is a pair of eyeglasses.

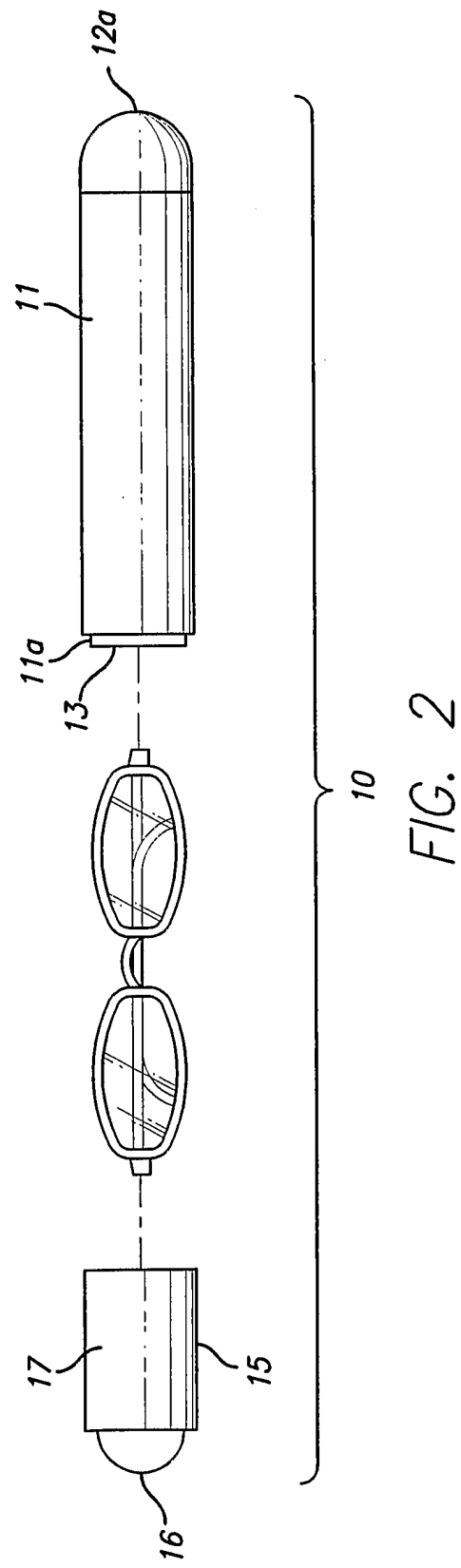
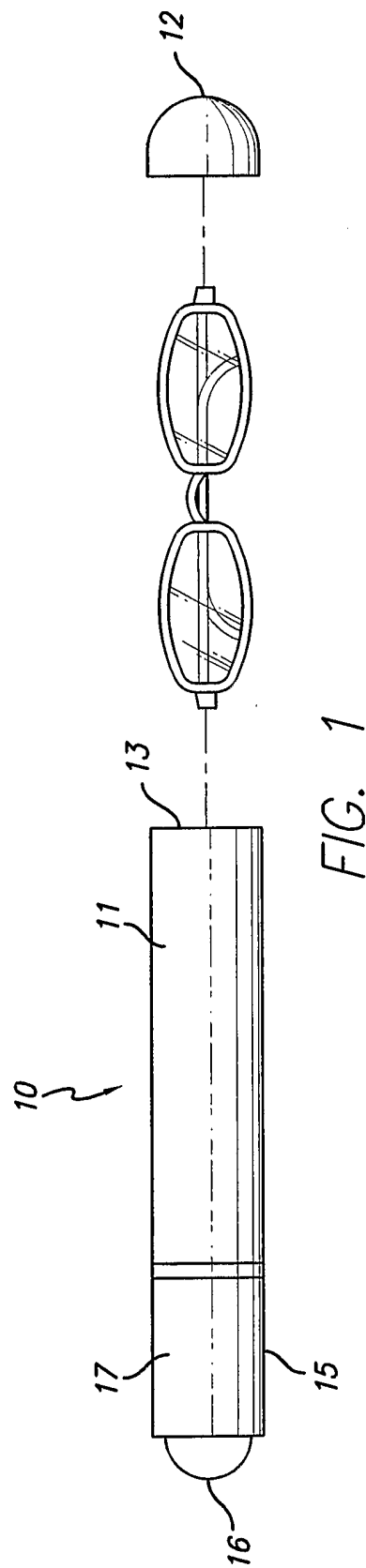
38. A container for storing items comprised of a body defining an interior space for storing items, an opening through which the items can be stored in the body and removed therefrom, a closure that having a first open position permitting access to the first interior space and a second closed position closing the second interior space, and a fan.

15 39. The container of claim 38 wherein the opening is closed with a closure element that closes the opening of the container.

20 40. The container of claim 38 wherein the stored item is a pair of eyeglasses.

41. A container for storing items comprised of a body comprised of a first portion and a second portion, wherein the first portion and the second portion are joined together at a hinge, the first portion and second portion defining an interior space for storing items, that, when in the open state, permits access to the interior of the body, and when closed, closes the interior space, and a fan located on the container.

25 42. The container of claim 41 wherein the stored item is a pair of eyeglasses.



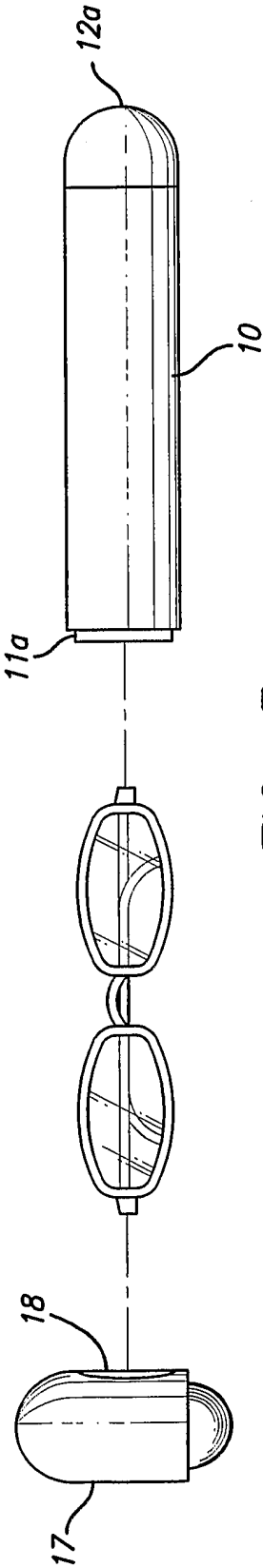


FIG. 3

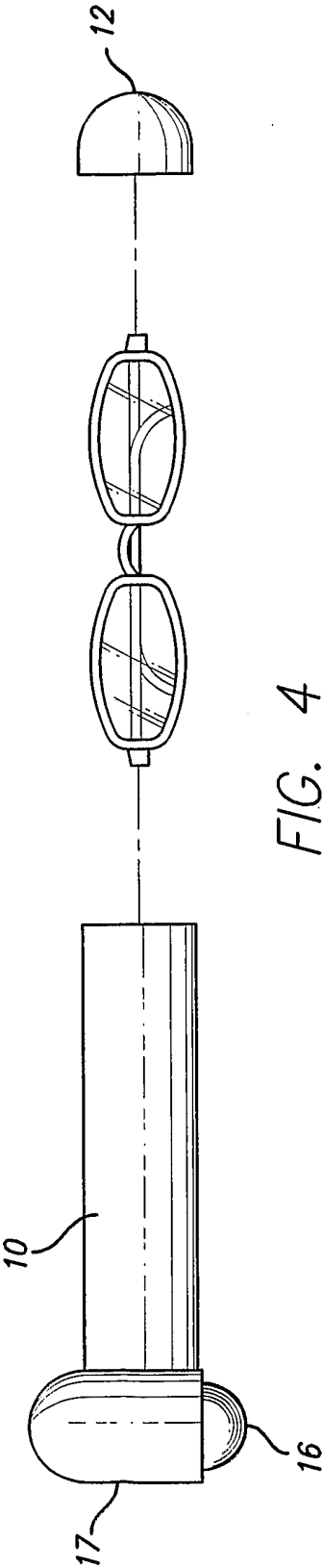
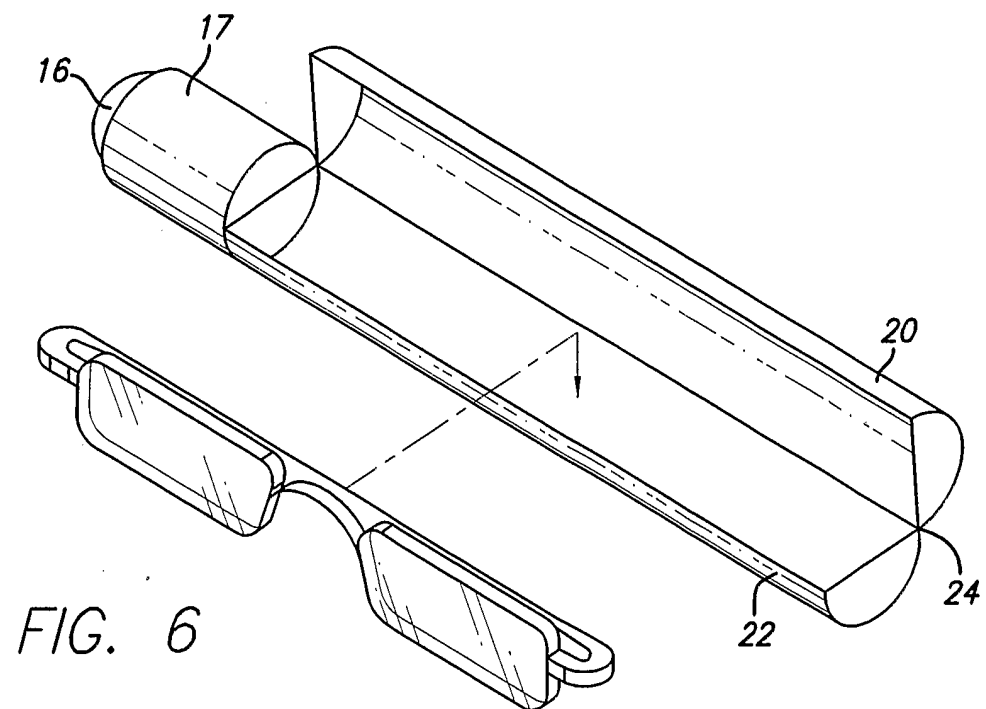
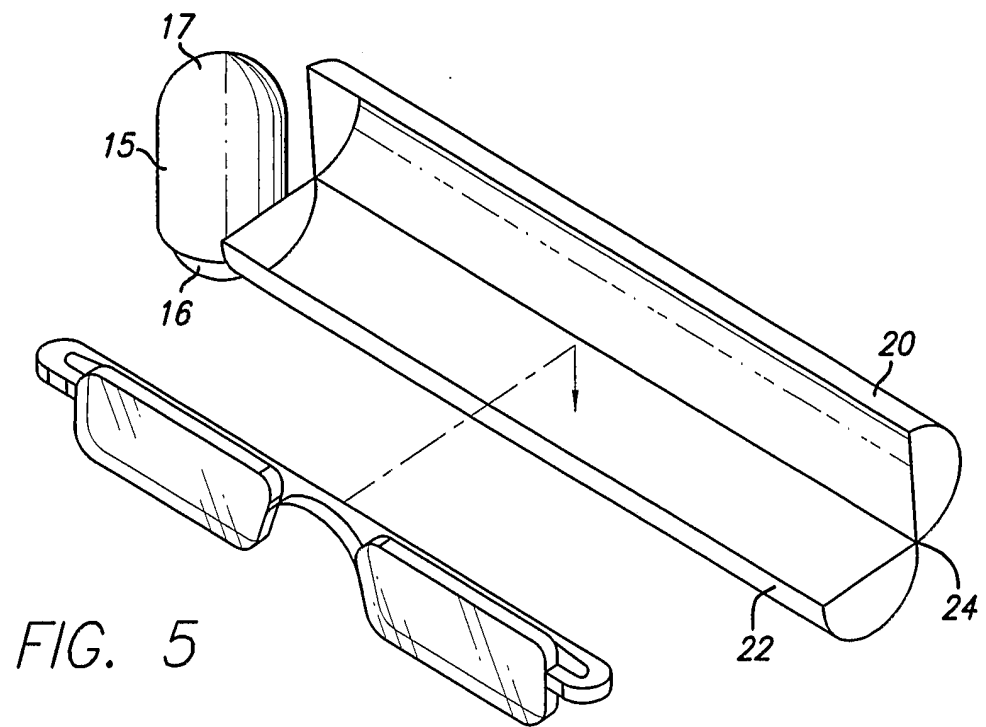
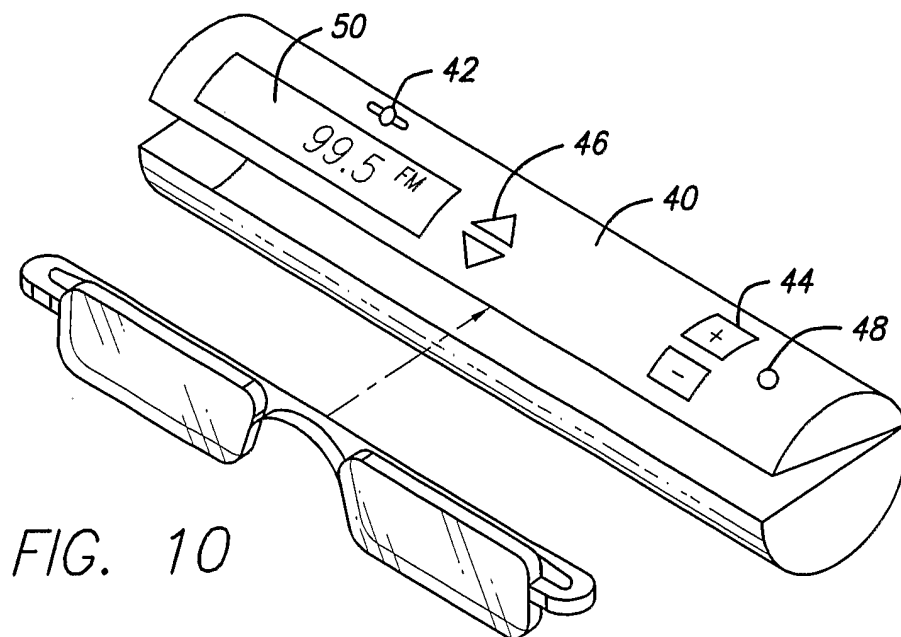
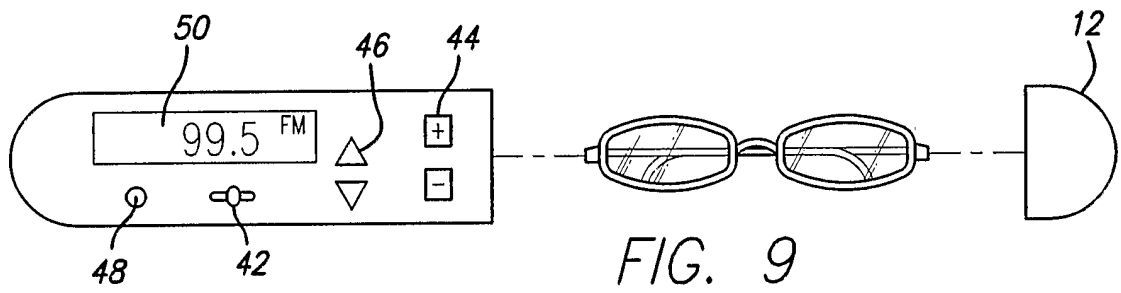
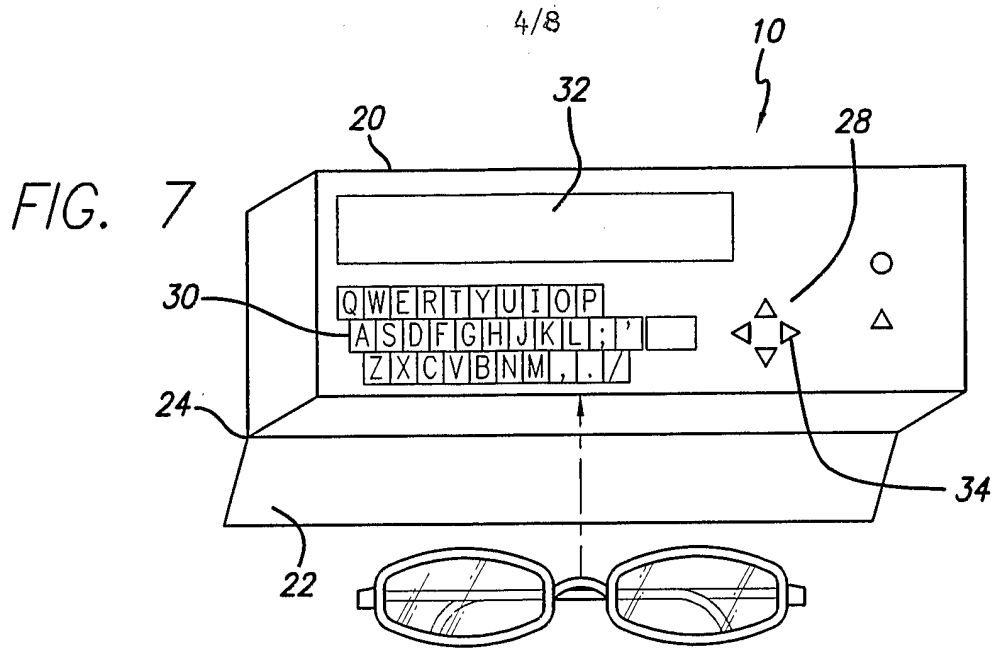
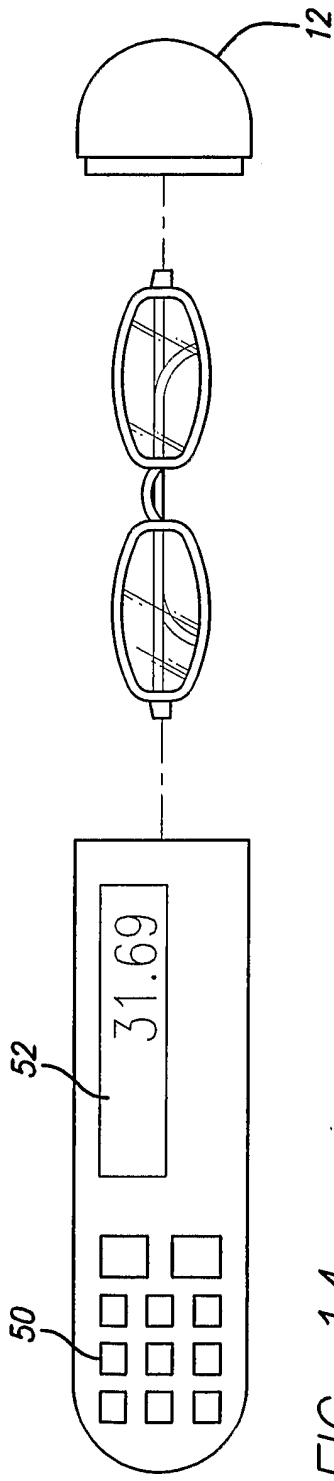
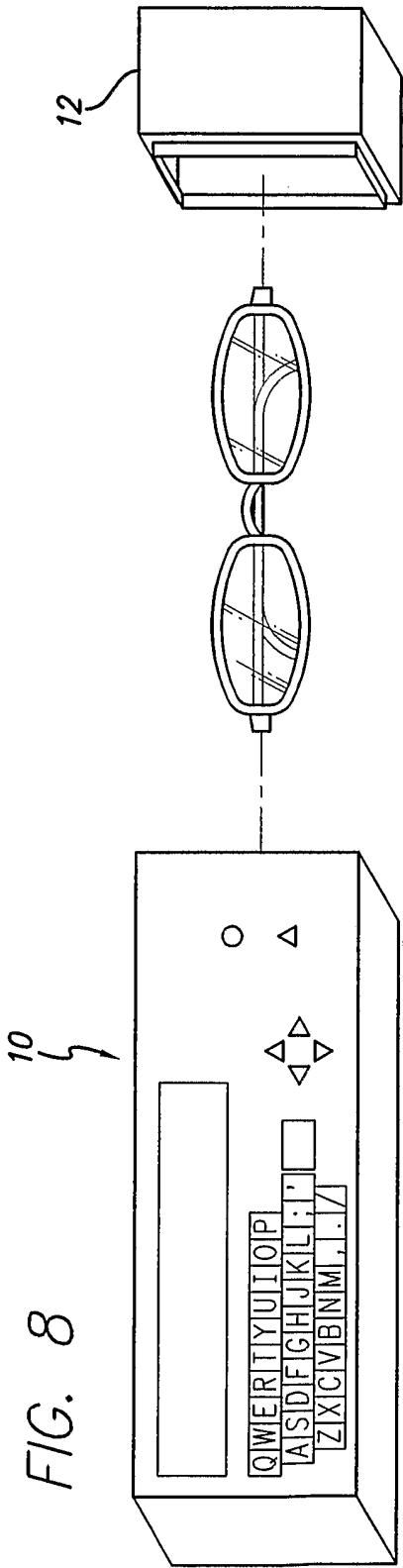


FIG. 4

3/8







6/8

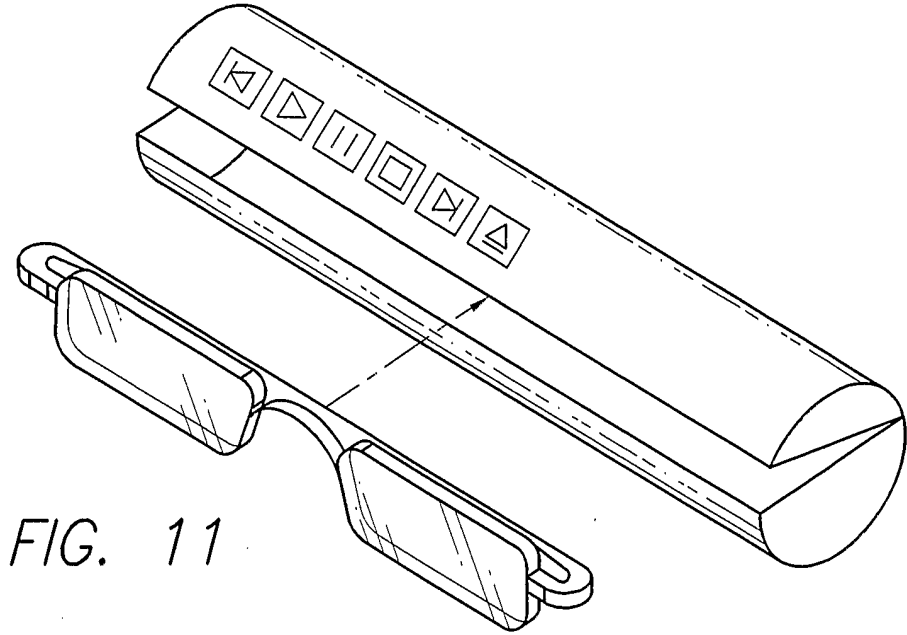


FIG. 11

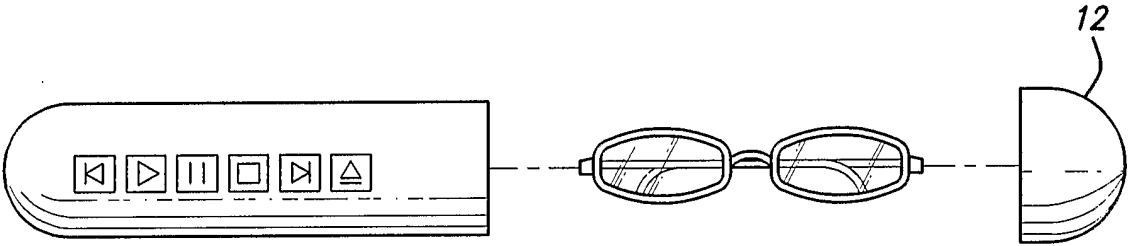


FIG. 12

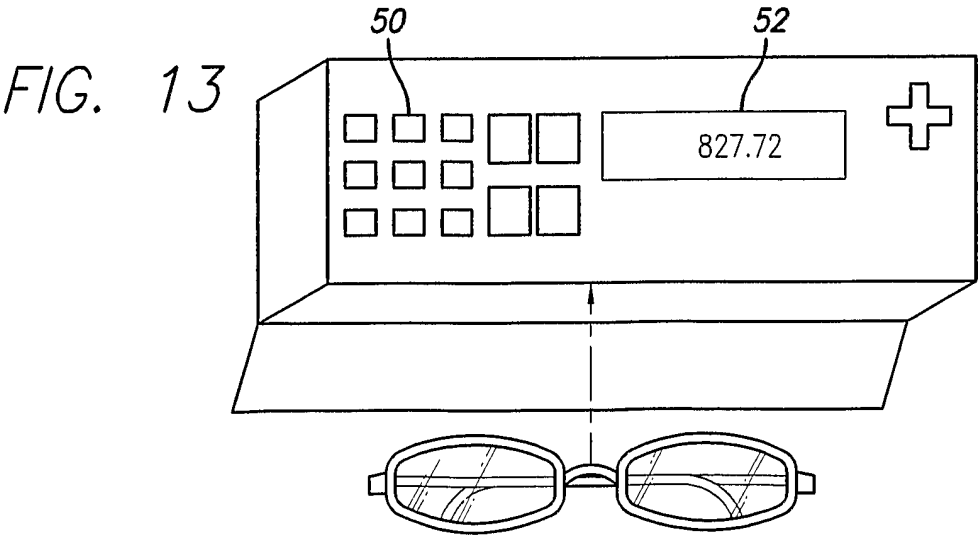


FIG. 13

7/8

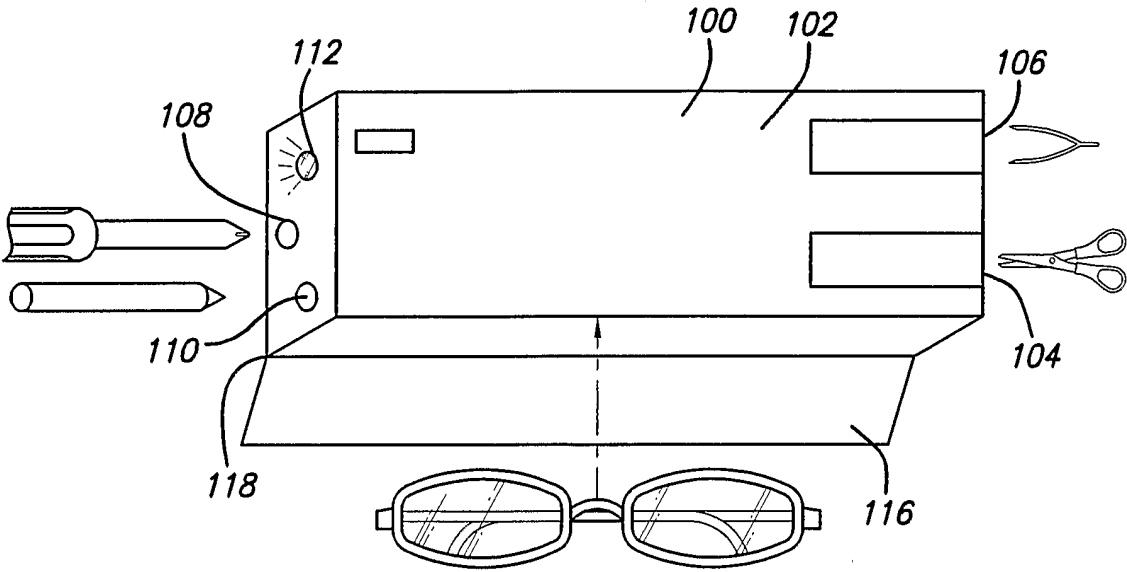


FIG. 15

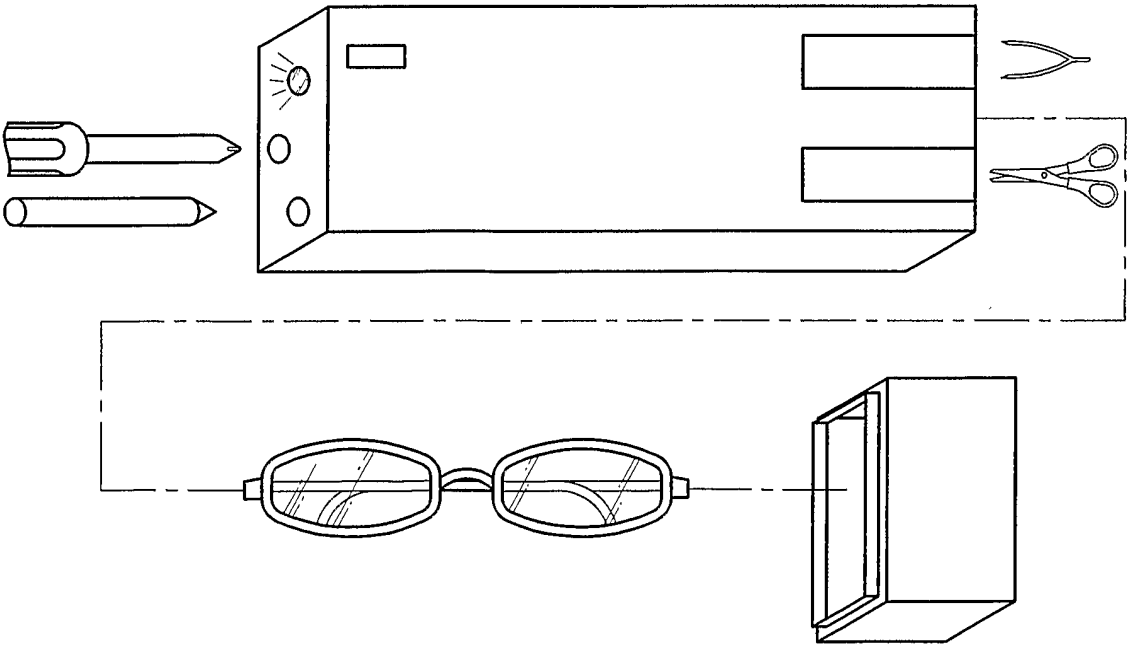


FIG. 16

8/8

