



US00D711686S

(12) **United States Design Patent**
Lee et al.

(10) **Patent No.:** **US D711,686 S**

(45) **Date of Patent:** **** Aug. 26, 2014**

- (54) **CAKE KNIFE HANDLE**
- (71) Applicant: **INLE Trading, Inc.**, Eastvale, CA (US)
- (72) Inventors: **Mon-Loe Lee**, Eastvale, CA (US);
Herlinda Li-Chen, Eastvale, CA (US)
- (73) Assignee: **INLE Trading, Inc.**, Eastvale, CA (US)
- (**) Term: **14 Years**
- (21) Appl. No.: **29/481,967**
- (22) Filed: **Feb. 12, 2014**

Related U.S. Application Data

- (62) Division of application No. 29/451,609, filed on Apr. 4, 2013.
- (51) **LOC (10) Cl.** **07-03**
- (52) **U.S. Cl.**
USPC **D7/401.2; D7/649**
- (58) **Field of Classification Search**
USPC D7/393-395, 401.2, 642-652, 693,
D7/695-696; D8/93, 97-100, 107, 300,
D8/303, 321; D11/91; D19/51, 170;
D22/117-118; D24/133, 147; 30/136,
30/142, 147-149, 322, 329, 340-345
See application file for complete search history.

References Cited

U.S. PATENT DOCUMENTS

- D361,695 S * 8/1995 Sutker D7/401.2
- D396,396 S * 7/1998 Larson D8/303
- D433,447 S * 11/2000 Rosenbaum D19/51
- D501,882 S * 2/2005 Hamilton et al. D19/51
- D504,513 S * 4/2005 Morawski et al. D24/147

- D571,010 S * 6/2008 Cote D24/147
- D577,307 S * 9/2008 Gurfinkel D11/91
- D578,347 S * 10/2008 Libman et al. D7/395
- D584,815 S * 1/2009 Goodman et al. D24/133
- D650,218 S * 12/2011 Loaiza D7/395
- D680,026 S * 4/2013 Wong et al. D11/91
- D680,896 S * 4/2013 Wong et al. D11/91
- 2005/0210683 A1 * 9/2005 Philbrook 30/322

* cited by examiner

Primary Examiner — Ricky Pham

(74) *Attorney, Agent, or Firm* — Novak Druce Connolly Bove + Quigg LLP

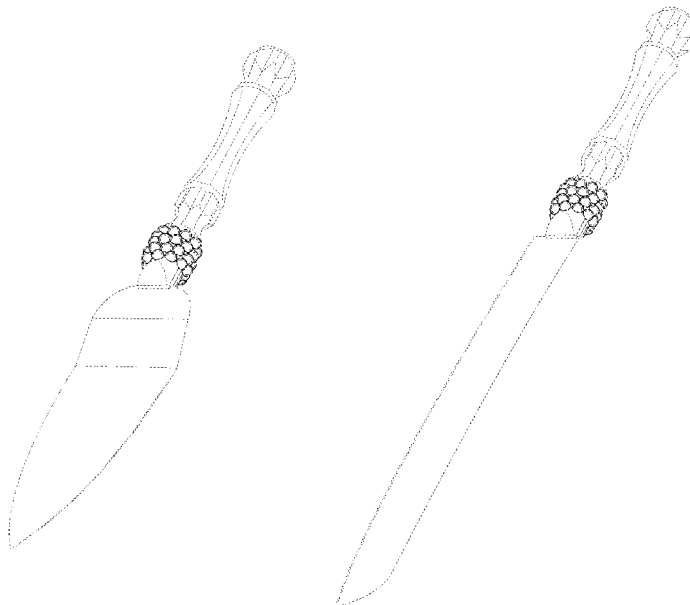
(57) **CLAIM**

We claim the ornamental design for a cake knife handle, as shown and described.

DESCRIPTION

FIG. 1 is a perspective view of a cake knife handle;
 FIG. 2 is a top plan view thereof;
 FIG. 3 is a bottom plan view thereof;
 FIG. 4 is a left side elevational view thereof;
 FIG. 5 is a right side elevational view thereof;
 FIG. 6 is a rear side elevational view thereof; and
 FIG. 7 is a front side elevational view thereof;
 FIG. 8 is a perspective view of a first alternate embodiment of a cake knife handle;
 FIG. 9 is a right side elevational view thereof;
 FIG. 10 is a left side elevational view thereof;
 FIG. 11 is a top plan view thereof;
 FIG. 12 is a bottom plan view thereof;
 FIG. 13 is a rear side elevational view thereof; and,
 FIG. 14 is a front side elevational view thereof.
 Broken lines are used to illustrate unclaimed portions of the article and form no part of the claimed design.

1 Claim, 8 Drawing Sheets



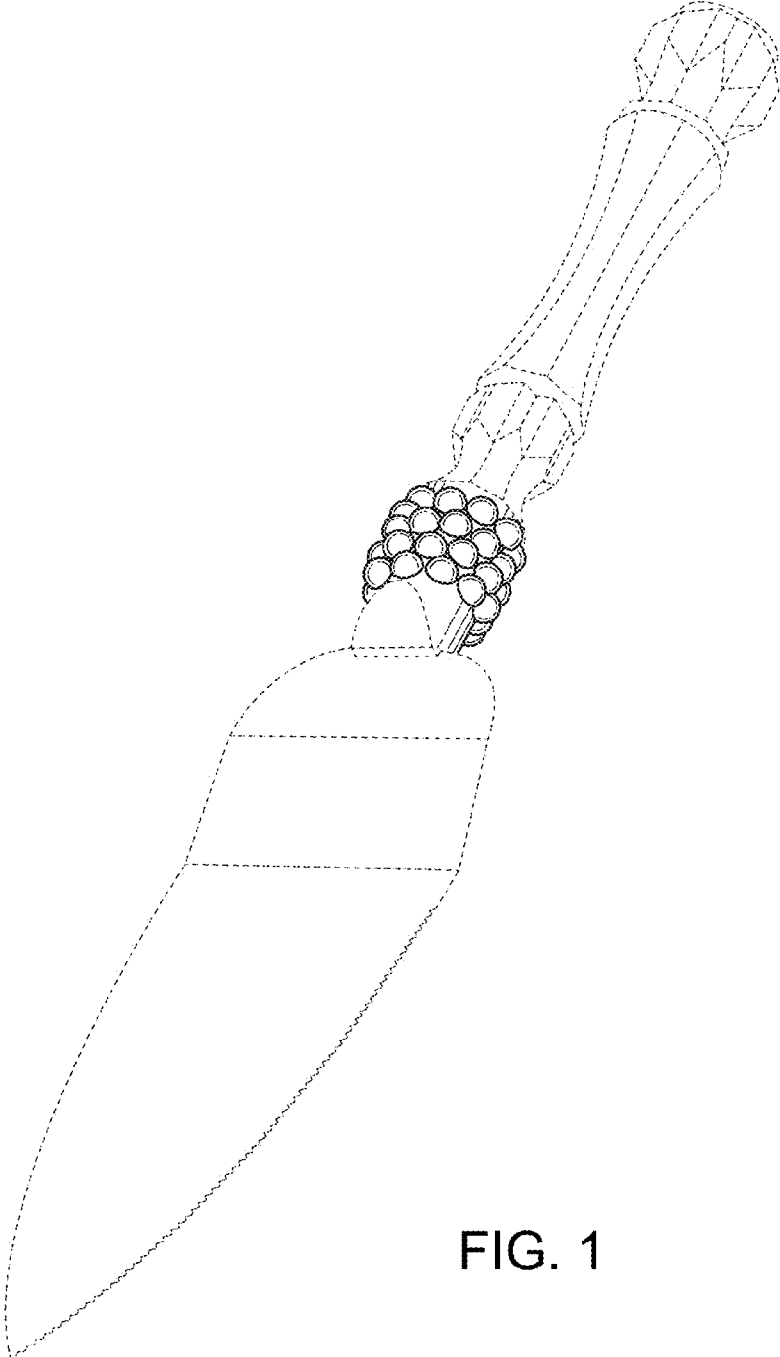


FIG. 1

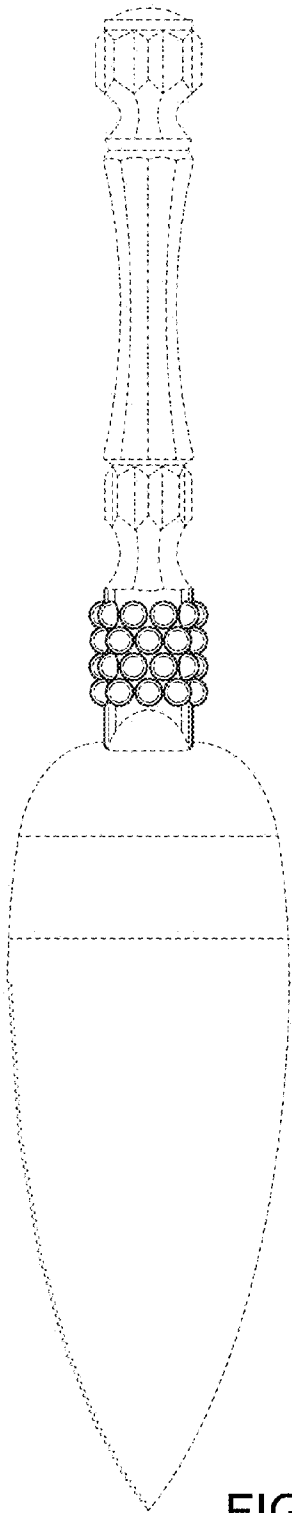


FIG. 2

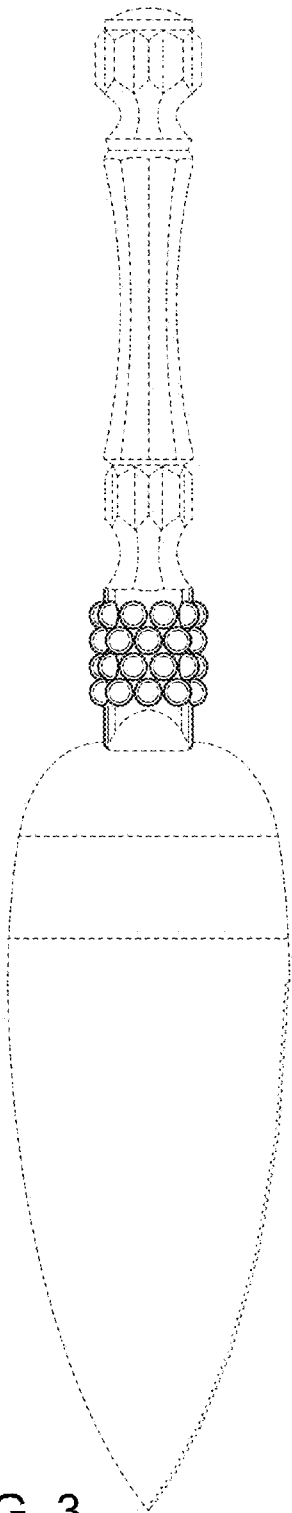


FIG. 3

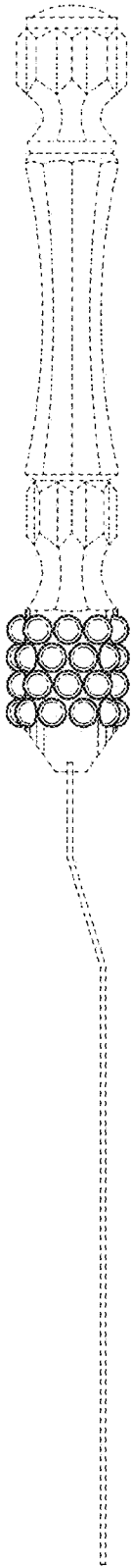


FIG. 4

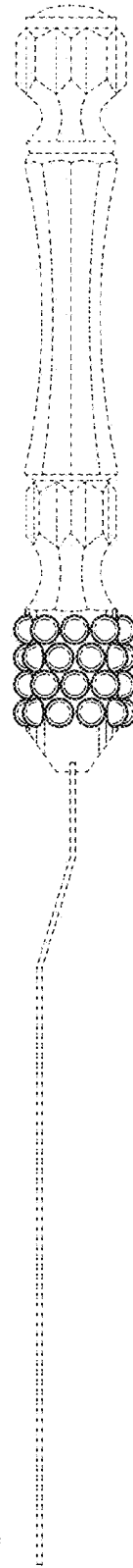


FIG. 5




FIG. 6

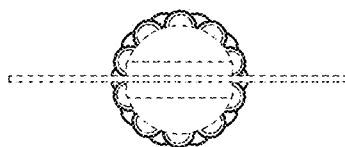


FIG. 7

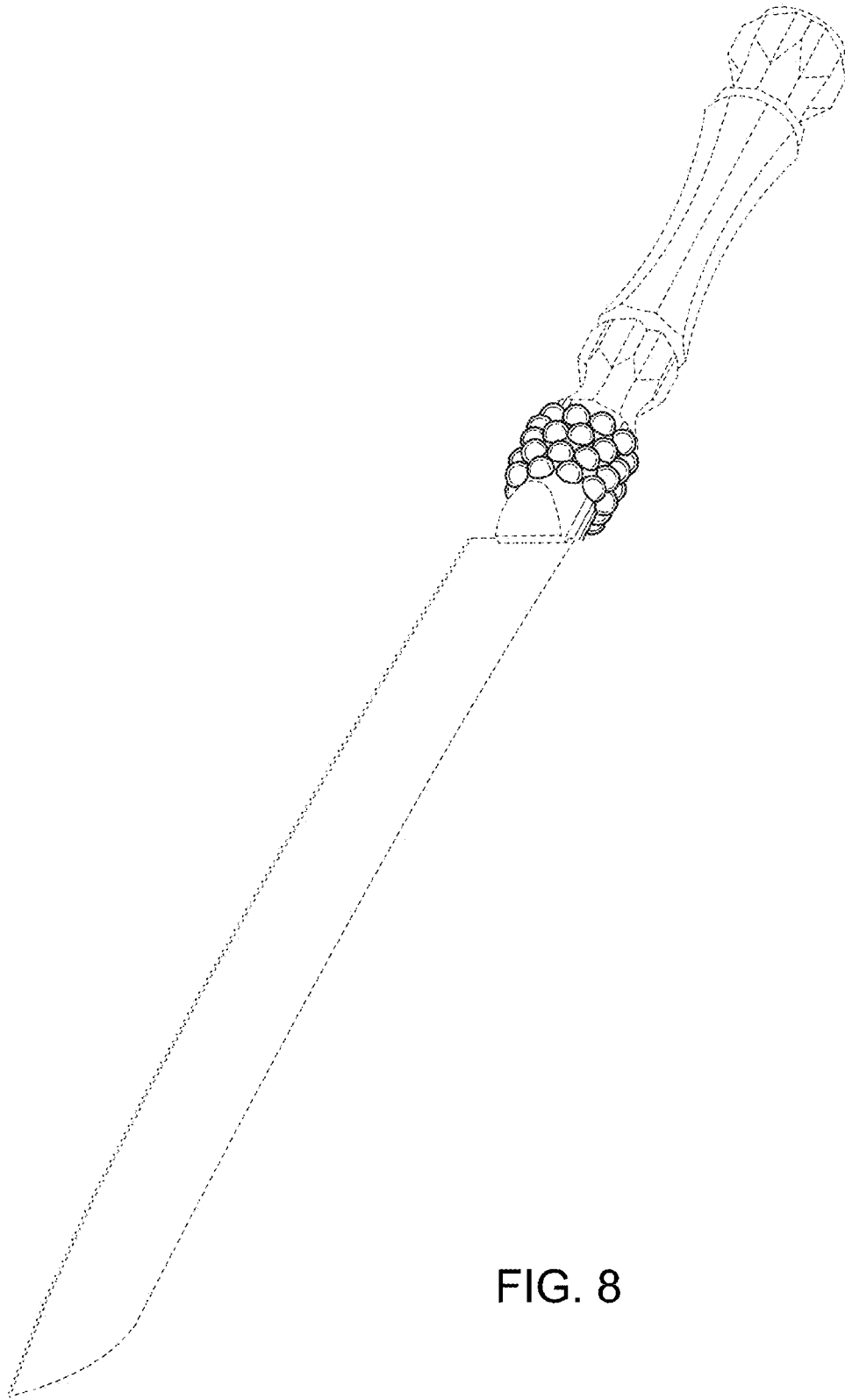


FIG. 8




FIG. 9




FIG. 10




FIG. 11




FIG. 12

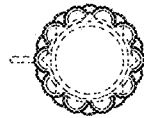


FIG. 13

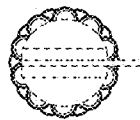


FIG. 14