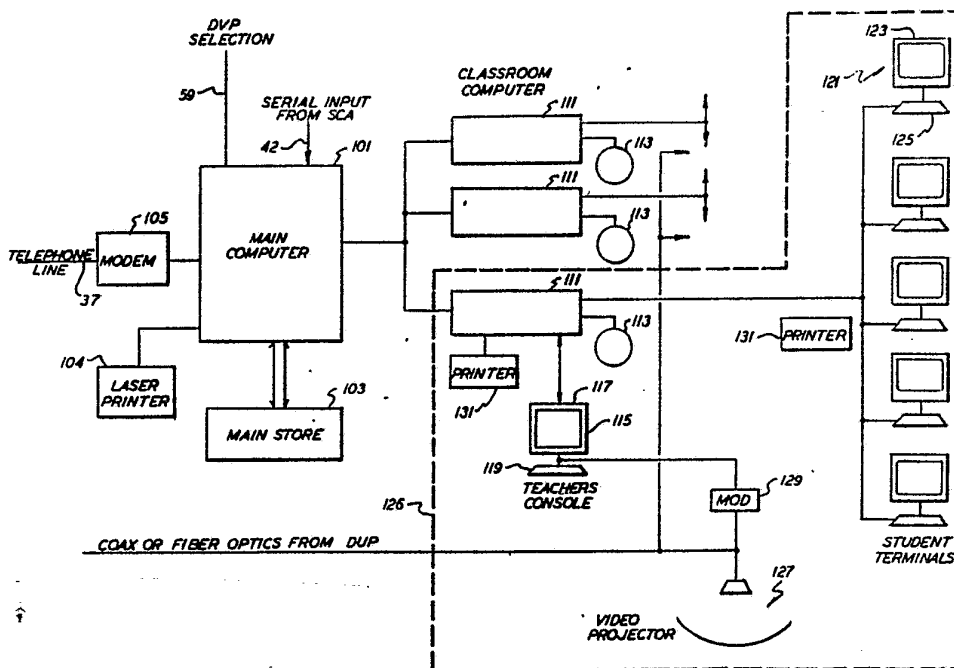




INTERNATIONAL APPLICATION PUBLISHED UNDER THE PATENT COOPERATION TREATY (PCT)

<p>(51) International Patent Classification³ : H04N 7/16, G09B 13/00 G09B 3/00</p>	<p>A1</p>	<p>(11) International Publication Number: WO 85/ 01854 (43) International Publication Date: 25 April 1985 (25.04.85)</p>
<p>(21) International Application Number: PCT/US83/01579 (22) International Filing Date: 7 October 1983 (07.10.83)</p> <p>(71) Applicant (for all designated States except US): NATIONAL INFORMATION UTILITIES CORPORATION [US/US]; 8150 Leesburg Pike, Suite 1400, Vienna, VA 22180 (US).</p> <p>(72) Inventors; and (75) Inventors/Applicants (for US only) : TAUB, Jack, Ronald [US/US]; 2409 Babcock Road, Vienna, VA 22180 (US). HILLS, Michael, T. [US/US]; 216 Farmgate Lane, Silver Spring, MD 20904 (US).</p> <p>(74) Agent: ALTMILLER, John, C.; Kenyon and Kenyon, One Broadway, New York, NY 10004 (US).</p>		<p>(81) Designated States: AT (European patent), BE (European patent), CH (European patent), DE (European patent), FR (European patent), GB (European patent), LU (European patent), NL (European patent), SE (European patent), US.</p> <p>Published With international search report.</p>

(54) Title: EDUCATION UTILITY



(57) Abstract

A system for distributing educational information in digital form to a plurality of schools simultaneously transmits the information via a satellite (15) to FM stations (18) which retransmit to schools having receivers for receiving the information and a main computer (101) for storing the information. Access to the information is subsequently provided to a plurality of students via classroom computers (111) and individual terminals (121). Usage and performance data is automatically stored in the main computer (101) and sent to the sender by dial-up modem (105) to keep track of usage and to permit billing usage and royalty charges.

FOR THE PURPOSES OF INFORMATION ONLY

Codes used to identify States party to the PCT on the front pages of pamphlets publishing international applications under the PCT.

AT	Austria	GA	Gabon	MR	Mauritania
AU	Australia	GB	United Kingdom	MW	Malawi
BB	Barbados	HU	Hungary	NL	Netherlands
BE	Belgium	IT	Italy	NO	Norway
BG	Bulgaria	JP	Japan	RO	Romania
BR	Brazil	KP	Democratic People's Republic of Korea	SD	Sudan
CF	Central African Republic	KR	Republic of Korea	SE	Sweden
CG	Congo	LI	Liechtenstein	SN	Senegal
CH	Switzerland	LK	Sri Lanka	SU	Soviet Union
CM	Cameroon	LU	Luxembourg	TD	Chad
DE	Germany, Federal Republic of	MC	Monaco	TG	Togo
DK	Denmark	MG	Madagascar	US	United States of America
FI	Finland	ML	Mali		
FR	France				

EDUCATION UTILITYBackground of the Invention

This invention relates to information distribution in
5 general and more particularly to a method of
distributing educational material over a wide area,
hereinafter referred to as the Education Utility.

Present methods of distributing educational material
whether it be in the form of books, films, video tapes,
10 computer programs or other types of material are
relatively expensive and inefficient. Very often,
material, particularly in the case of textbooks, for
example, may be out of date before it reaches the
classroom.

15 There has been a great deal of emphasis on the use of
computers in the educational process in recent years.
There are a number of aspects to the use of computers in
education. One aspect is the use of computers to aid in
the educational process through the use of educational
20 software. A second use of computers is in the
familiarization of students with the use of computers
and utility-type computer programs, for example, the use
of financial spread sheet programs, word processing,
text editing, etc. which they may have to use later on
25 in their careers in business. This is sometimes referred



-2-

to as computer literacy. Finally, there is the training, which is given in some instances, in programming of computers to teach the students how to write and develop their own programs.

5 For the most part, computer use in schools has been through microcomputers. Each individual microcomputer requires, in addition to its own keyboard and display a storage device such as a tape or disc drive. If a computer is to be provided for each student in a
10 classroom, this arrangement must be duplicated for each student. The disc drives, in particular add to the initial cost and to maintenance problems and costs. Furthermore, the use of these separate computers requires a great many duplicate copies of the programs
15 which are to be used. This further increases the cost and in many cases leads to an unlawful copying of software also making it virtually impossible logistically to modify or update software or courseware once it is distributed. This removes some of the
20 incentive for programmers to develop good software for use in computer-aided instruction.

This brings up another problem. It is presently very difficult for educators to evaluate the value of any given software package for use in computer-aided
25 instruction. Very little data is available on the use and satisfaction of others.

Television has come into some use in the schools primarily through educational channels in which educational material is broadcast over the air to the
30 various schools. Little has been done however to integrate this with other instructional material such as computer-aided instruction.



-3-

Thus, although technology has made available various tools which can aid in the educational process, these tools have not been efficiently used. The need to apply this available technology to the educational system, 5 that is to say, the need for an educational utility which will distribute educational material to schools just as present public utilities distribute electricity, gas, water, telephone services and the like becomes evident. In such a system, the ability to provide up- 10 to-date information should be available as well as the ability to account for the use of information so that the creators of the courseware be it in the form of film, video tape, software or whatever are properly compensated for their endeavors.

15 Summary of the Invention

The present invention provides such an educational utility. It permits distribution of courseware to a large area, essentially the whole country, simultaneously, at low cost and high speed. Films, 20 video tapes, computer programs, computer-aided instruction, textual information and the like can all be converted into a form which can then be transmitted over the air. Various courseware and filmware can be combined for much greater effectiveness and interaction 25 e.g., video with text.

Transmission of the information is done using existing satellite, FM radio and television facilities. In the case of some of the facilities such as television this is preferably done during the night when these 30 facilities are not otherwise being used.

Information, be it in the form of digital data or video information, e.g. a televised film, video tape lecture, etc. is transmitted from an up-link station to a



-4-

satellite. The digital data is transmitted from the satellite to an FM radio station which transmits this data using SCA [Subsidiary Channel Authorization], a type of side band transmission authorized by the FCC.

5 FM SCA transmission is only given as an example. Other forms of broadcast may be used for transmitting this data. Video information is either transmitted directly from the satellite to a dish antenna at the school or preferably through a local TV station to the individual

10 schools. Along with each type of information being transmitted are address codes of a conventional nature. The structuring of the codes may vary according to circumstances. For example an address code can be used to indicate whether the school is an elementary school,

15 middle school or high school and only the information relevant to that particular type of school will be enabled to be received. In addition, schools can subscribe to different types of services and the address codes established so that only the material to which

20 they subscribe will be received. Both group codes and individual codes may be used. Data can be directed to a group of schools or individual schools: addressing to an individual student is a part of the education utility method.

25 A school which is addressed, will receive the digital data which will be loaded into mass storage in a central computer for the school. If video data is being supplied it can be stored on a video storage medium, e.g., in a delayed video program device, a device where

30 it is available for future use. One type of device which may be used for this purpose has a capacity of up to 20 one hour cassettes. Of course other forms of storage such as disk storage may be used.



-5-

A typical school installation will include a main computer which has associated with it a main storage device, e.g., a large hard disc. On the hard disc, all of the digital information which the main computer has received will be stored. It will of course, take a period of time to build up a complete library of information on the main computer. Once the basic library is built up, daily updating will take place. Associated with the main computer will typically be a high speed printer, such as an ink jet or laser printer permitting making hard copies of the various textual material which is stored. Also associated with the main computer is a modem connected to a dial-up telephone line and remotely activated for transmitting usage information back to the main office automatically, preferably at night. The main computer also provides control inputs for the delayed video program cassette or other video memory device, if installed.

Coupled to the main computer are a plurality of classroom computers typically one for each classroom. Classroom computers are smaller computers and take, out of the full library of data and other software, the data which the particular teacher in that classroom wishes to use over a period of time. Each classroom is also optionally provided with a television display device connected by a coaxial cable or fiber optics to the video storage device. This may be a television set or preferably a video projector.

Each classroom computer supports a plurality of intelligent terminals or microcomputers at student desks. The students thus have access to the programs in the classroom computer. The student terminals may be specially constructed terminals or may comprise pre-existing microcomputers, e.g., personal computers, equipped with an interface which permits accessing the



-6-

classroom computer and its associated storage device rather than the disc drive which would normally be associated with the personal computer. The interface and software are made secure so as to prevent

5 duplication of the software. The classroom computer is adapted to keep track of the number of students using a particular software package as well as their performance with the courseware at every juncture and provides this information back to the main computer. This usage and

10 performance information along with the usage information with respect to the video storage device which is also kept in the main computer if video is also provided, is periodically transmitted through the modem and telephone line back to the main office for accounting purposes.

15 This allows charges to be made for software rental, copyright royalties, as well as madk possible instant field testing, modifying or updating software and/or courseware.

The system of the present invention has numerous

20 advantages. In terms of providing computing resources to the school, it provides these at low cost. In addition to the ability to receive computer-aided instruction programs, each of the student terminals is capable of accessing various utility programs to aid in computer

25 familiarity and is able to be used to create a student's own programs. The school can create its own software to be stored in the main computer for which special charges will not be made.

In comparison to some distributed systems now in use

30 which utilize telephone links, interactive processing can take place without incurring transmission costs.

Along with the provision of educational material, the system also provides the capability to provide electronic mail services, bulletin boards, computer



-7-

conferencing and so on. Since any necessary communications between schools can be carried out in hours when charges are low, e.g., at night, the costs are kept low. Also whole batches of information are transmitted at one time, further keeping costs low. Thus, each school, in addition to getting educational material from the system can receive electronic mail from other schools or, for example, state education authorities. Announcements can be made by bulletin board and so forth. To send a message to another facility, one uses the telephone link during off-hours. In other words, outgoing messages are prepared during the day and stored in the main computer. At the assigned time, the telephone link is remotely and automatically established through the modem and all messages sent to the main computer center [or an intermediate computer center, or, the local FM station].

The system provides a secure form of software rental without the risk of piracy as now occurs when discs are used. It permits delivering and storing data bases in schools in a particularly efficient manner and the ability to keep all software in the school updated without manual intervention by the school.

The need for floppy discs and the problems associated therewith are avoided since all software is accessible from the main computer at all terminals. Since this software can be loaded into each individual terminal, it is possible for the software to be used individually at each terminal. Thus, if the nature of its use is such that the whole class goes along together that can be done. However, it is also possible for each student to work at his own pace on other types of computer-aided instruction or programs.



-8-

Because the system has an ability to also provide audio and visual information stored on a video storage device, along with providing the digital information to the computer, which information may in many cases simply be
5 textual material or a series of questions, the material delivered to the computer can be integrated with video material thereby making the courseware provided at each individual terminal interactive with the televised
10 films, video storage devices or telelectures provided to the whole class. Thus for example, with the addition of video, a presentation can be given on the screen and at the same time pertinent questions asked on the terminal which the student can answer during the presentation or after it is over using the student terminal. This type
15 of interactive instruction can be particularly useful and goes beyond what the computer or television presentation alone can do.

The system in addition to keeping track of royalties so that the schools may be billed and the creators
20 compensated based on use, also has the inherent ability to keep track of student and teacher performance and use. This information is particularly useful in evaluating the quality of the courseware.

The system also permits taking advantage of the latest
25 current events, software, data bases, educational services and so forth essentially instantly. Presently, the distribution of new software over a wide area can be quite time-consuming. With the Education Utility, as soon as the software is ready, it can be transmitted
30 throughout the country by satellite and be available the same day to every school. This ability is even more important in terms of current events, developments or changes which take place.



-9-

The system also provides the ability to create and/or provide administrative services and teacher curriculum and training material when and where needed. Once a school is wired for the present system, it is available
5 to accept essentially any new video educational service or product without additional hardware.

The system of the present invention provides a complete internal and external telecommunications system for the school. The ability to provide electronic mail outside
10 the school was noted above. However, the system can also provide electronic mail within the school with information being entered at the main computer and distributed to the classrooms and if desired to student terminals. If a large screen video display is provided,
15 the teacher's console or students terminal can provide information such as bulletin board information or computer graphics etc., through a modulator to the large screen display in the classroom when it is desired to present information to the whole class. This is also
20 useful to give a programming demonstration or the like.

The system also provides benefits to the community as a whole. After school hours, the facilities can be used for retraining, continuing education and adult education. In addition, if desired the system can be
25 expanded to permit access by home computers via telephone or cable systems.

The system can also provide an on-site disposable book or educational publishing system. Through the system, text material can be transmitted, stored in the main
30 store and then, after word processing or text editing, if necessary, printed out on a high speed printing device and duplicated as necessary. This will permit educators to construct their own books and papers by going into storage and retrieving all pertinent



-10-

- material. The gathering editing, with translating if necessary, and electronic delivery of current information will all be part of the Educational Utility services provided to subscribers. For example, the
- 5 Educational Utility can have correspondents throughout the world reporting on scientific developments. These scientific developments will be reported over the Educational Utility and will become part of the data base. When teachers are about to teach on a particular
- 10 subject they can retrieve from the appropriate data base the necessary material including the most up-to-date reports and include them in their text which will be distributed to the class. Appropriate royalty payments will be made to the creators of the material.
- 15 The system also permits delivery of software for preview and approval or comments. When a new type of software is developed, it can be sent out on approval to a few test schools and once the results are obtained immediately distributed widely if the results warrant.
- 20 In addition, when new software is distributed it can be sent out cost-free for a short period to allow subscribers to preview it before they must start paying.

Brief Description of the Drawings

Fig. 1 is a block diagram showing the satellite, FM and
25 TV distribution system.

Fig. 2 is a block diagram showing the receivers and processing and decoding.

Fig. 3 is a block diagram of the computer system and its distribution throughout the school.



Detailed Description of the Invention.

Fig. 1 illustrates, in block diagram form, the general arrangement of the system of the present invention. At a main office 11, the information which is to be distributed over a wide area, which, for example, could include all of the United States, is formatted and coded as necessary with address codes and transmitted via a transmitting antenna 13 to a satellite 15. In conventional fashion, the information is retransmitted from the satellite 15. The information sent to the satellite will include digital information and may also include television information, i.e., video and audio. The digital or computer information is transmitted by the satellite to a dish antenna 17 at an FM station 18 from which it is retransmitted from an antenna 19, on an FM SCA sideband.

This method of transmission is described in detail in U.S. Patent Application Serial No. 92,463 and is also described in Patent Applications 483,738 and 483,737. These last two applications describe portions of a system capable of transmitting at a particularly high rate of 9600 baud. This is the preferred system for use with the present invention.

The video information, if used, may be transmitted to a dish antenna 21 at a TV station 23 from which it is retransmitted by transmitter 25. Alternatively, it can be transmitted directly to a dish antenna 27 at a school 29 which has, in addition to the antenna 27, an FM antenna 31. In the case of transmission from the television station 25, a school 31 has a TV antenna 33 and an FM antenna 31. Thus, with the additional use of television transmission, in either case, the school can obtain both audio and visual information, which can then be stored on a video storage device, at the same time as



-12-

it obtains the digital computer information which is stored in computer memory for use in the future. As indicated previously, such transmissions typically take place during the dark hours when many stations are not
5 in use.

Information concerning usage, electronic mail, etc. is sent back to the main office from the school 31 by a phone line 37. The information may be sent to the local FM station 18 in addition to or in place of sending
10 information to the main office.

The SCA signal from the antenna is received in an FM receiver 41 as illustrated in Fig. 2. From the receiver, the signal is coupled through subcarrier detectors, filters 43 and a decoder and processor 44.
15 This may be, for example, a microprocessor. If the information being received has an address corresponding to the address of the particular receiving station, the digital data appears on line 45 for transmission to a main storage area in a main computer.

20 If the system is also so adapted, video and audio information is received by a TV receiver 47 and the video and audio signal, after processing through the receiver, coupled over a line 49 to a switch 51 and to a decoder 53. Associated with each transmission is an
25 address code which must be decoded in decoder 53 to close the switch 51. In addition, scrambling may be used and a de-scrambler 55 is provided, enabled by an output from decoder 53. Finally, the signal reaches a DVP or delayed video program cassette device 57. One
30 such device has a capacity of up to 20 cassettes each of one-hour length. Devices using conventional two hour VHS cassettes, for example, may also be used. It is in



-13-

effect a library which can store a number of programs and by means of a selection input 59 select one of them as an output on line 60.

The system can of course be expanded to provide
5 selection of more than one cassette and more than one output. The signal from decoder 53 enables the cassette device to begin recording a video program which is being transmitted for storage. At the same time, information is transmitted over the SCA channel to identify and give
10 a synopsis of the video program being transmitted. In addition, if there is any other courseware accompanying the video, that too could be transmitted at the same time, e.g. via FM SCA. The delayed video program device can also be set to cause one of the tapes to be erased
15 so as to always have a tape ready to receive a transmission. Although the cassettes are typically one-hour cassettes, a series of shorter presentations can be stored on the tape with a preceding code, similar to the address code which allowed the material to be
20 received in the first place. Through such a code, a portion of a particular video tape may be selected to be transmitted over the line 60 to classroom.

Fig. 3 shows the general arrangement of the various computers within the school. At a central location is a
25 main computer 101 with an associated main store 103. This is a large capacity storage means, e.g., a hard disk, capable of storing the necessary courseware, programs data bases, etc. The main computer 101 receives serial input over the line 45 from the
30 processor and decoder of Fig. 2. If the system is so equipped, it provides an output on line 59 to make a selection of the DVP cassettes in accordance with requests from various parts of the school. Optionally associated with the main computer is a high speed
35 printer 104 e.g., an ink jet or laser printer which



-14-

permits making hard copies of the courseware material. This in effect, permits the equivalent of textbooks or parts of textbooks to be transmitted, printed and duplicated in the school to allow the course material to
5 be maintained in a current condition at all times. Furthermore, it permits teachers to tailor their course material, selecting from different sources stored in the computer.

Also associated with the main computer is an auto-dial
10 modem 105 by means of which information concerning usage, electronic mail, etc. can be fed back over the telephone line 37.

The main computer 101 supplies a plurality of classroom computers 111. Whereas the main computer 101 is
15 typically a main frame or mini-computer, its prime requirement is that it have a large memory. The classroom computers may be microcomputers with a relatively large memory such as hard disc drives 113 of a capacity of, e.g., 5 to 10 M bytes. Bubble memory may
20 be used instead of disk drives. Information is transferred from the main computer memory to the classroom computer memories either under the control of the main computer or in response to a request from a teacher entered at a teacher console 115. The teacher
25 console 115 includes a video display 117 and keyboard 19 to communicate with the classroom computer.

The system is capable of distributing software from the main computer simulataneously to a plurality of the
computers 111. Similarly, the computers 111 can
30 distribute software to the various student terminals 121 each of which terminals include a video display 123 and keyboard 125 with its own processor and, e.g., 32 to 64K of memory. These terminals can be custom devices or may comprise pre-existing mini-computers or personal



-15-

computers such as the Apple, IBM, Commodore, Atari, etc. Such computers normally access a floppy disc to obtain their program information. In accordance with the present invention, each is provided with the necessary
5 interface adapter so that the disc operating system will access the classroom computer's storage rather than a dedicated floppy disc.

In addition, in each classroom, one classroom being indicated by the area within the dotted lines 125 there
10 may be a video display 127, for example a video projector. If such is installed, the teacher's console, can be coupled to the video projector through a modulator 129, for example, so as to permit teachers to display to the whole classroom what they have on their
15 unit. This can be useful in teaching programming or displaying bulletin board messages and the like. Each of the classroom computers is programmed to keep track of usage by the student terminals of the various programs and to feed this information back to the main
20 computer which keeps a record of overall usage within the school for charging and royalty purposes.

As described above, the main computer receives information from the FM SCA data transmission. However, other means of information input can also be used such as
25 high-speed data extracted from an incoming television signal, local disc, optical data disc and so on. More than likely when building up the initial data base, a physical delivery of discs to the individual schools will prove more efficient than transmitting all
30 information over the air.

As also noted above, the main computer and, for that matter classroom computers can utilize other software not provided by the Education Utility. Furthermore, the main computer, classroom computers and terminals can



-16-

comprise pre-existing equipment so that if a school has already invested in equipment it is not made obsolete by the Education Utility but only provided with an extended capability as far as sources of information are
5 concerned.

As indicated, it is believed that a classroom computer with a storage capacity of, for example, 5 to 10 megabytes, expandable as necessary, is sufficient. The manner in which it is used in the present system is what
10 is often referred to as a local area network file server. The teacher's console associated with this computer is in fact a privileged terminal which is the only one which allows ordering software and data files. Preferably teachers will also have access to the main
15 computer over phone lines at home so that they may prepare for the next day.

The student terminals and the classroom computer need not have an associated printer. However, a low cost printer 131, may optionally be provided with the
20 classroom computer and/or with individual terminals. Preferably, the connection between the classroom computer and the student terminals is by means of a star twisted-pair network with separate pairs for input and output. Each student terminal is provided with a "boot"
25 program to permit the terminal to automatically log into the classroom computer and to load the chosen operating system into the terminal. The system is designed such that any of the standard personal computer operating systems such as Apple, DOS and IBM MS/DOS can be used.
30 In each case the operating system is modified so that, whenever a disc access is called for, the terminal will instead access the classroom computer. The operating system used in each case is one which will not permit connection of a data drive and copying of any programs.



-17-

WHAT IS CLAIMED IS:

1. A method of distributing educational information in digital form to a plurality of schools simultaneously comprising:
 - 5 a) transmitting the information from a central location over the air;
 - b) simultaneously receiving said information at a plurality of schools and storing said information; and
 - 10 c) subsequently providing simultaneous access to said information by a plurality of students.
2. The method according to claim 1 and further including keeping track of usage of said information and reporting back to the sender the level of usage to permit charging usage and royalty fees.
3. The method according to claim 1 wherein said information comprises computer software and computer-aided instructional material.
- 20 4. The method according to claim 1 or 3 comprising:
 - a) transmitting said material to a satellite;
 - b) transmitting the material from said satellite to a plurality of FM stations; and
 - 25 c) retransmitting the information from said FM stations on an SCA band to schools.
5. The method according to claim 4 and further including:
 - a) assigning to each school an address;
 - 30 b) including address information with each group of material transmitted; and



-18-

decoding said address information at each individual school so that only schools to which said information is directed will receive access to said information.

- 5 6. The method according to claim 5 comprising using both group and individual addresses.
7. The method according to claim 1 wherein said step of providing access by a plurality of students includes:
- 10 a) storing said information in a main computer storage device in each school;
- b) transferring information from said main computer storage device to a classroom computer storage device; and
- 15 c) transferring the information from the classroom computer storage device to each of a plurality of individual student terminals.
8. The method according to claim 1 or 7 and further including:
- 20 a) transmitting audio and video information;
- b) receiving said audio and video information at a television receiver at each school; and
- 25 c) storing said information on a video storage medium and providing access to said video storage medium by individual classrooms.
9. The method according to claim 8 comprising transmitting both video information and digital
- 30 information related to said video information so as to permit interactive viewing of said video information by students.



-19-

10. The method according to claim 9 wherein said transmission of audio and video information includes:
- 5 a) transmitting said information to a satellite;
 - b) retransmitting the information from said satellite;
 - c) simultaneously receiving said information at a plurality of television stations; and
 - 10 d) retransmitting said information to the television receivers at each of said plurality of schools.
11. The method according to claim 1 and further including printing selected portions of the
- 15 information stored at said schools to provide textual material.
12. The method according to claim 1,6, or 10 comprising continually and periodically updating material.
13. A system for distributing educational information
- 20 in digital form to a plurality of schools simultaneously comprising:
- a) means for transmitting said information from a central location over the air;
 - 25 b) means for simultaneously receiving said information at a plurality of schools and means for storing said information; and
 - c) means for subsequently providing simultaneous access to said information by a plurality of students.



-20-

14. A system according to claim 12 and further including means for keeping track of usage of said information and reporting back to the sender the level of usage to permit charging usage and royalty fees.
- 5
15. A system according to claim 13 wherein said information comprises computer software and computer-aided instructional material.
16. A system according to claim 13 wherein said means for transmitting includes:
- 10
- a) a satellite to which information is sent for retransmission.
 - b) a plurality of FM stations receiving signals from said satellite and retransmitting the information on an SCA band to said schools.
- 15
17. A system according to claim 13 and wherein said digital information includes address information and means for decoding said address information at each individual school so that only schools to which said information is directed will receive access to said information.
- 20
18. A system according to claim 13 or 17 wherein said means for storing comprises a main computer and main computer storage device and said means for providing access by a plurality of students includes:
- 25
- a) a classroom computer, storage device and teachers console receiving information from said main computer; and
- 30



-21-

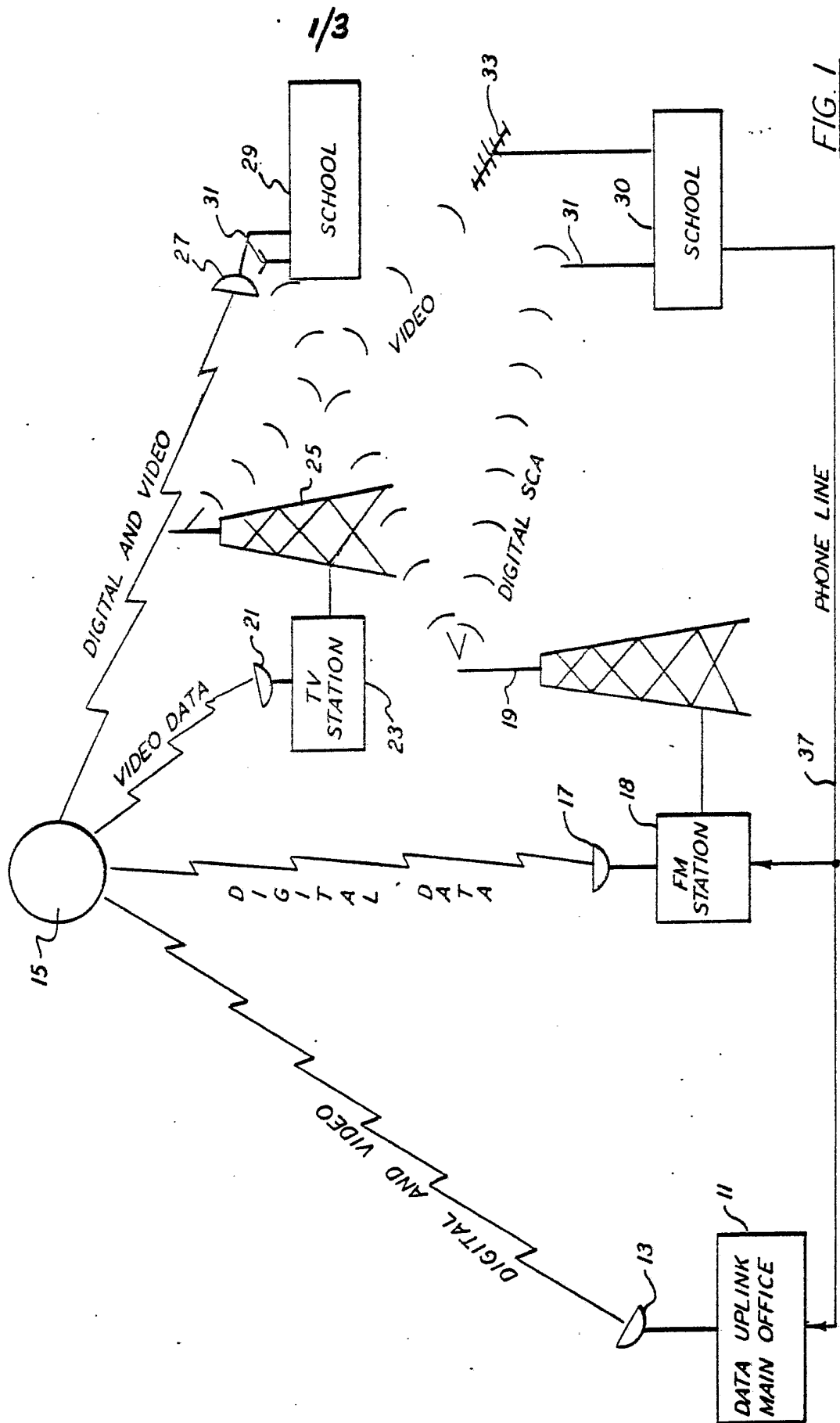
- b) a plurality of individual student terminals, simultaneously receiving information from said classroom computer storage device.
- 5 19. A system according to claim 18 wherein each terminal has its own address whereby electronic mail may be sent to an individual student.
20. A system according to one of claims 13-19 and further including:
- 10 a) means for transmitting audio and video information;
- b) means for receiving said audio and video information at a television receiver at each school; and
- 15 c) means for automatically storing said information on a video storage medium and for providing access to said video storage medium by individual classrooms without manual intervention.
- 20 21. A system according to claim 20 and further including:
- a) means for acknowledging accurate receipt of said video information;
- 25 b) means for advising the central location the number of times the video information is played for royalties purposes;
- c) means for remotely changing the contents of video storage medium; and
- 30 d) means for listing in a teachers console what video material is currently in inventory in the video storage.



-22-

22. A system according to claim 20 wherein said means for transmitting of audio and video information includes:
- 5 a) means for transmitting said information to a satellite;
 - b) means for retransmitting the information from said satellite;
 - 10 c) means for simultaneously receiving said information at a plurality of television stations; and
 - d) means for retransmitting said information to the television receivers at each of said plurality of schools.
23. A system according to claim 13 and further
15 including means for printing selected portions of the information stored at said main computer.





2/3

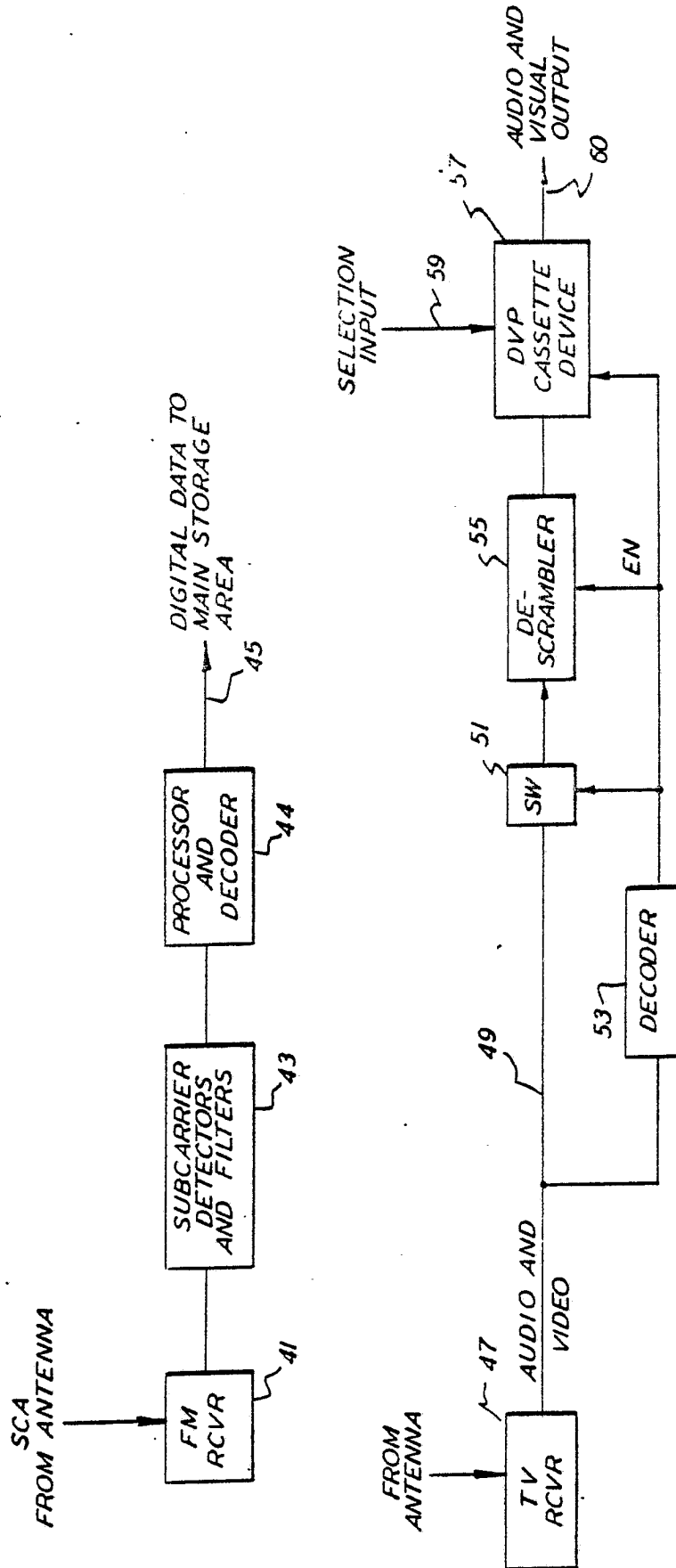


FIG. 2



3/3

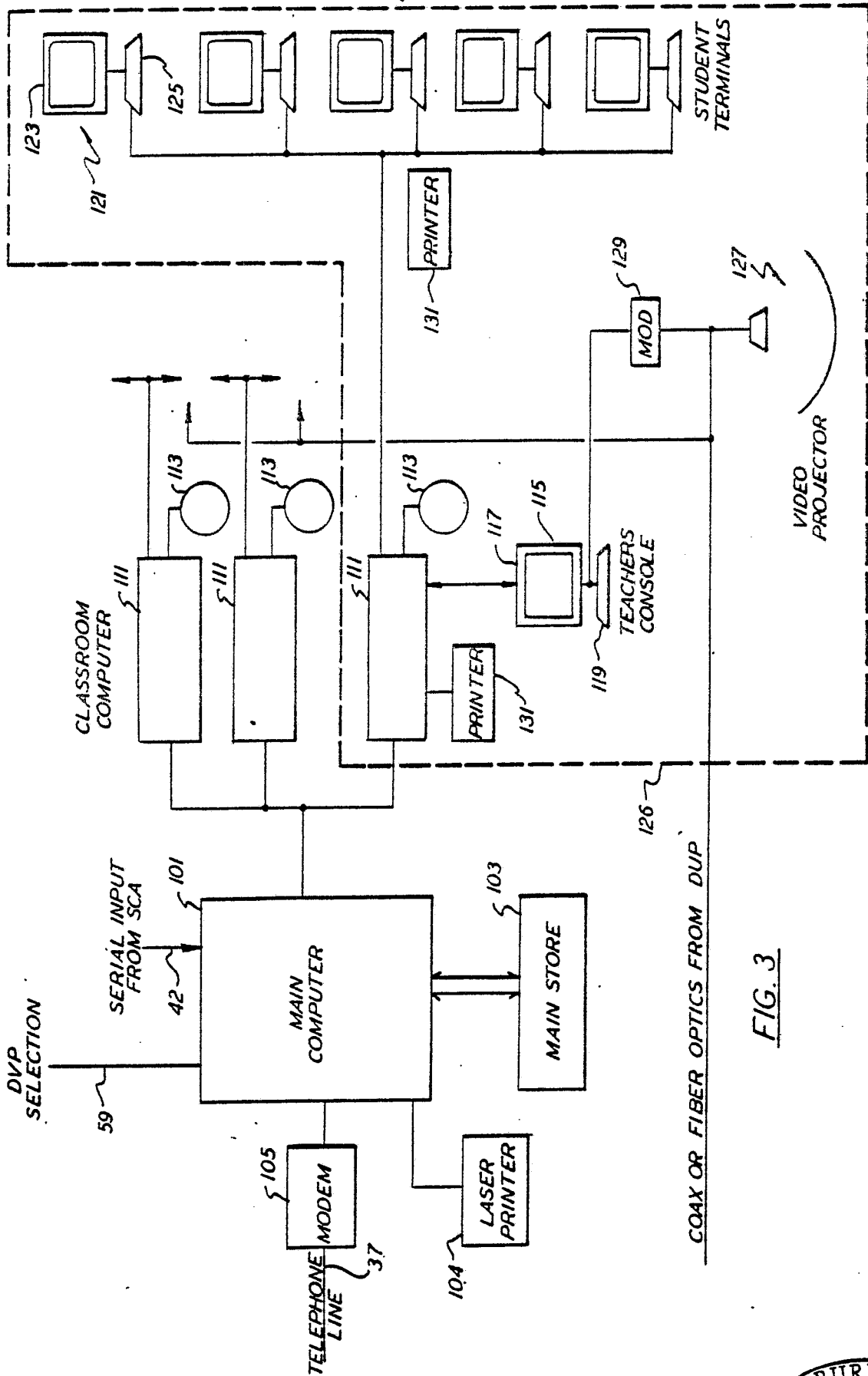



FIG. 3



INTERNATIONAL SEARCH REPORT

International Application No PCT/US83/01579

I. CLASSIFICATION OF SUBJECT MATTER (if several classification symbols apply, indicate all) ³				
According to International Patent Classification (IPC) or to both National Classification and IPC INT. CL. HO4 N 7/16; G09B13/00; 3/00 U.S. CL. 358/84,86; 434/323, 351; 455/5				
II. FIELDS SEARCHED				
Minimum Documentation Searched ⁴				
Classification System	Classification Symbols			
U.S.	358/84; 86; 434/323, 351; 455/5			
Documentation Searched other than Minimum Documentation to the Extent that such Documents are Included in the Fields Searched ⁵				
III. DOCUMENTS CONSIDERED TO BE RELEVANT ¹⁴				
Category *	Citation of Document, ¹⁵ with indication, where appropriate, of the relevant passages ¹⁷	Relevant to Claim No. ¹⁸		
X	US, A, 4,367,485 (Hemie) 04 January 1983	1,3-4,7-20, 22-23		
Y	US, A, 4,408,345 (Yashiro et al) 04 October 1983	1,3,5-9,11- 20,22-23		
Y	US, A, 4,381,522 (Lambert) 26 April 1983	1,3,5-9, 11- 20,22-23		
X	US, A, 4,323,921 (Guillou) 06 April 1982	1-10, 12-23		
A	US, A, 4,028,733 (Ulicki) 07 June 1977	1,3, 8-10,12		
A	US, A, 3,934,079 (Barnhart) 20 January 1976	1-4		
A	US, A, 3,836,888 (Boenke et al) 17 September 1974	1-3		
Y	US, A, 3,668,307 (Face et al) 06 June 1972	1,3-5,7-10		
<table style="width: 100%; border: none;"> <tr> <td style="width: 50%; vertical-align: top; padding: 2px;"> * Special categories of cited documents: ¹⁵ "A" document defining the general state of the art which is not considered to be of particular relevance "E" earlier document but published on or after the international filing date "L" document which may throw doubts on priority claim(s) or which is cited to establish the publication date of another citation or other special reason (as specified) "O" document referring to an oral disclosure, use, exhibition or other means "P" document published prior to the international filing date but later than the priority date claimed </td> <td style="width: 50%; vertical-align: top; padding: 2px;"> "T" later document published after the international filing date or priority date and not in conflict with the application but cited to understand the principle or theory underlying the invention "X" document of particular relevance; the claimed invention cannot be considered novel or cannot be considered to involve an inventive step "Y" document of particular relevance; the claimed invention cannot be considered to involve an inventive step when the document is combined with one or more other such documents, such combination being obvious to a person skilled in the art. "&" document member of the same patent family </td> </tr> </table>			* Special categories of cited documents: ¹⁵ "A" document defining the general state of the art which is not considered to be of particular relevance "E" earlier document but published on or after the international filing date "L" document which may throw doubts on priority claim(s) or which is cited to establish the publication date of another citation or other special reason (as specified) "O" document referring to an oral disclosure, use, exhibition or other means "P" document published prior to the international filing date but later than the priority date claimed	"T" later document published after the international filing date or priority date and not in conflict with the application but cited to understand the principle or theory underlying the invention "X" document of particular relevance; the claimed invention cannot be considered novel or cannot be considered to involve an inventive step "Y" document of particular relevance; the claimed invention cannot be considered to involve an inventive step when the document is combined with one or more other such documents, such combination being obvious to a person skilled in the art. "&" document member of the same patent family
* Special categories of cited documents: ¹⁵ "A" document defining the general state of the art which is not considered to be of particular relevance "E" earlier document but published on or after the international filing date "L" document which may throw doubts on priority claim(s) or which is cited to establish the publication date of another citation or other special reason (as specified) "O" document referring to an oral disclosure, use, exhibition or other means "P" document published prior to the international filing date but later than the priority date claimed	"T" later document published after the international filing date or priority date and not in conflict with the application but cited to understand the principle or theory underlying the invention "X" document of particular relevance; the claimed invention cannot be considered novel or cannot be considered to involve an inventive step "Y" document of particular relevance; the claimed invention cannot be considered to involve an inventive step when the document is combined with one or more other such documents, such combination being obvious to a person skilled in the art. "&" document member of the same patent family			
IV. CERTIFICATION				
Date of the Actual Completion of the International Search ²	Date of Mailing of this International Search Report ²			
01 February 1984	13 FEB 1984			
International Searching Authority ¹	Signature of Authorized Officer ²⁰			
ISA/US				

FURTHER INFORMATION CONTINUED FROM THE SECOND SHEET

X	US, A, 3,606,688 (Zawels et al) 21 September 1971	1,3,4,7-10
X	US, A, 3,401,469 (Shaver et al) 17 September 1968)	1,3,7-9
X	N, Proceedings of the IEEE, issued July 1970, Q.B. McClannan et al., A Satellite System for CATV, vol. 58, No. 7 N JEE, issued October 1980,	1,3,4,7-10
X	Vol. 17, no. 166, Atsuo Moriyama, RF-type Two-way School Broadcasting System Has Wide Field of Applications	1,3,4,7-20 22-23

V. OBSERVATIONS WHERE CERTAIN CLAIMS WERE FOUND UNSEARCHABLE ¹⁰

This international search report has not been established in respect of certain claims under Article 17(2) (a) for the following reasons:

1. Claim numbers because they relate to subject matter ¹² not required to be searched by this Authority, namely:

2. Claim numbers because they relate to parts of the international application that do not comply with the prescribed requirements to such an extent that no meaningful international search can be carried out ¹³, specifically:

VI. OBSERVATIONS WHERE UNITY OF INVENTION IS LACKING ¹¹

This International Searching Authority found multiple inventions in this international application as follows:

1. As all required additional search fees were timely paid by the applicant, this international search report covers all searchable claims of the international application.

2. As only some of the required additional search fees were timely paid by the applicant, this international search report covers only those claims of the international application for which fees were paid, specifically claims:

3. No required additional search fees were timely paid by the applicant. Consequently, this international search report is restricted to the invention first mentioned in the claims; it is covered by claim numbers:

4. As all searchable claims could be searched without effort justifying an additional fee, the International Searching Authority did not invite payment of any additional fee.

Remark on Protest

The additional search fees were accompanied by applicant's protest.

No protest accompanied the payment of additional search fees.

III. DOCUMENTS CONSIDERED TO BE RELEVANT (CONTINUED FROM THE SECOND SHEET)		
Category *	Citation of Document, ¹⁶ with indication, where appropriate, of the relevant passages ¹⁷	Relevant to Claim No ¹⁸
A	N, Western Electric Technical Digest No. 66, April 1982, E.A. Nussbaumer, Frequency Hopped, Time Division Multiple Access Satellite Communication System	1,3,4
X	N, National Technical Report, Vol. 27 No. 4, August 1981, Masao Endoh et al, Two-way Audio-Visual Information System "Pana" Campus" System	1-3
Y	N, National Technical Report, Vol. 27 No. 4, August 1981, Akihisa Sugimoto et al, Two-way Audio Visual Information System for School	1,3,4
A	N, Popular Science, February 1982, David Scott, "Electronic Teacher"	1,3