



(12) **DEMANDE DE BREVET CANADIEN  
CANADIAN PATENT APPLICATION**

(13) **A1**

(86) Date de dépôt PCT/PCT Filing Date: 2020/04/17  
 (87) Date publication PCT/PCT Publication Date: 2020/10/22  
 (85) Entrée phase nationale/National Entry: 2021/10/15  
 (86) N° demande PCT/PCT Application No.: US 2020/028858  
 (87) N° publication PCT/PCT Publication No.: 2020/215017  
 (30) Priorité/Priority: 2019/04/17 (US62/835,338)

(51) Cl.Int./Int.Cl. *C12N 15/81* (2006.01),  
*C07K 14/805* (2006.01)  
 (71) Demandeur/Applicant:  
IMPOSSIBLE FOODS INC., US  
 (72) Inventeurs/Inventors:  
HOYT, MARTIN ANDREW, US;  
GUO, XIAO, US;  
SHANKAR, SMITA, US  
 (74) Agent: SMART & BIGGAR LLP

(54) Titre : SUBSTANCES ET PROCEDES POUR LA PRODUCTION DE PROTEINES  
 (54) Title: MATERIALS AND METHODS FOR PROTEIN PRODUCTION

(57) **Abrégé/Abstract:**

This document relates to materials and methods for the production of protein. In one aspect, this document provides a nucleic acid construct including a first alcohol oxidase promoter element, wherein the first alcohol oxidase promoter element includes a mutation at one or more nucleotide positions corresponding to any of nucleotide positions 668-734 relative to SEQ ID NO: 28.

(12) INTERNATIONAL APPLICATION PUBLISHED UNDER THE PATENT COOPERATION TREATY (PCT)

(19) World Intellectual Property  
Organization  
International Bureau



(10) International Publication Number  
**WO 2020/215017 A1**

(43) International Publication Date  
22 October 2020 (22.10.2020)

WIPO | PCT

## (51) International Patent Classification:

C12N 15/81 (2006.01) C07K 14/805 (2006.01)

## (21) International Application Number:

PCT/US2020/028858

## (22) International Filing Date:

17 April 2020 (17.04.2020)

## (25) Filing Language:

English

## (26) Publication Language:

English

## (30) Priority Data:

62/835,338 17 April 2019 (17.04.2019) US

(71) Applicant: **IMPOSSIBLE FOODS INC.** [US/US]; 400  
Saginaw Drive, Redwood City, California 94063 (US).

## (72) Inventors; and

(71) Applicants: **HOYT, Martin Andrew** [US/US]; 338  
Garfield Street, San Francisco, California 94132 (US).  
**GUO, Xiao** [CN/US]; 34697 Osage River Ct., Fremont,  
California 94555 (US). **SHANKAR, Smita** [IN/US]; 120 S.  
El Camino Real, Apt. 115, Millbrae, California 94030 (US).

(74) Agent: **MAIZE, Kimberly M.** et al.; Fish & Richardson  
P.C., P.O. Box 1022, Minneapolis, Minnesota 55440-1022  
(US).

(81) Designated States (*unless otherwise indicated, for every  
kind of national protection available*): AE, AG, AL, AM,  
AO, AT, AU, AZ, BA, BB, BG, BH, BN, BR, BW, BY, BZ,  
CA, CH, CL, CN, CO, CR, CU, CZ, DE, DJ, DK, DM, DO,  
DZ, EC, EE, EG, ES, FI, GB, GD, GE, GH, GM, GT, HN,  
HR, HU, ID, IL, IN, IR, IS, JO, JP, KE, KG, KH, KN, KP,  
KR, KW, KZ, LA, LC, LK, LR, LS, LU, LY, MA, MD, ME,  
MG, MK, MN, MW, MX, MY, MZ, NA, NG, NI, NO, NZ,  
OM, PA, PE, PG, PH, PL, PT, QA, RO, RS, RU, RW, SA,  
SC, SD, SE, SG, SK, SL, ST, SV, SY, TH, TJ, TM, TN, TR,  
TT, TZ, UA, UG, US, UZ, VC, VN, WS, ZA, ZM, ZW.

(84) Designated States (*unless otherwise indicated, for every  
kind of regional protection available*): ARIPO (BW, GH,  
GM, KE, LR, LS, MW, MZ, NA, RW, SD, SL, ST, SZ, TZ,  
UG, ZM, ZW), Eurasian (AM, AZ, BY, KG, KZ, RU, TJ,  
TM), European (AL, AT, BE, BG, CH, CY, CZ, DE, DK,  
EE, ES, FI, FR, GB, GR, HR, HU, IE, IS, IT, LT, LU, LV,  
MC, MK, MT, NL, NO, PL, PT, RO, RS, SE, SI, SK, SM,  
TR), OAPI (BF, BJ, CF, CG, CI, CM, GA, GN, GQ, GW,  
KM, ML, MR, NE, SN, TD, TG).

## Published:

- with international search report (Art. 21(3))
- with sequence listing part of description (Rule 5.2(a))

(54) Title: MATERIALS AND METHODS FOR PROTEIN PRODUCTION

(57) Abstract: This document relates to materials and methods for the production of protein. In one aspect, this document provides a nucleic acid construct including a first alcohol oxidase promoter element, wherein the first alcohol oxidase promoter element includes a mutation at one or more nucleotide positions corresponding to any of nucleotide positions 668-734 relative to SEQ ID NO: 28.



WO 2020/215017 A1

## MATERIALS AND METHODS FOR PROTEIN PRODUCTION

### **CROSS-REFERENCE TO RELATED APPLICATIONS**

This application claims priority to U.S. Provisional Application Serial No. 62/835,338, filed on April 17, 2019, which is incorporated by reference herein in its entirety.

5

### **DESCRIPTION OF THE TEXT FILE SUBMITTED ELECTRONICALLY**

The contents of the text file submitted electronically herewith are incorporated herein by reference in their entirety: A computer readable format copy of the Sequence Listing filename: 38767-0193WO1\_SequenceListing.txt, date recorded, April 17, 2020, file size  $\approx$  53 kilobytes.

10

### **TECHNICAL FIELD**

This disclosure generally relates to DNA constructs and methods of using such DNA constructs to genetically engineer cells, such as yeast cells or methylotrophic yeast cells.

### **BACKGROUND**

15

Recombinant expression of products is a common method to produce said products. In some cases, proteins can be produced by recombinant production. Constructs that can be used to efficiently express one or more products (e.g., proteins) in a cell, such as a yeast cell or a methylotrophic yeast cell, are provided herein.

20

### **SUMMARY**

This document is based, at least in part, on the identification of point mutations in the AOX1 promoter that can confer increased expression of linked coding sequences. The mutated

AOX1 promoters described herein can be used for efficient expression of operably linked coding sequences in *Pichia*, for example.

In one aspect, provided herein is a nucleic acid construct comprising a first alcohol oxidase promoter element, wherein the first alcohol oxidase promoter element includes a mutation at one or more nucleotide positions corresponding to any of nucleotide positions 668-734 relative to SEQ ID NO: 28.

Implementations can have one or more of the following features. The first alcohol oxidase promoter element can include a mutation at one or more nucleotide positions corresponding to any of nucleotide positions 673-729 relative to SEQ ID NO: 28. The first alcohol oxidase promoter element can include a mutation at one or more nucleotide positions corresponding to any of nucleotide positions 678-724 relative to SEQ ID NO: 28. The first alcohol oxidase promoter element can include a mutation at one or more nucleotide positions corresponding to any of nucleotide positions 683-719 relative to SEQ ID NO: 28. The first alcohol oxidase promoter element can include a mutation at one or more nucleotide positions corresponding to any of nucleotide positions 688-714 relative to SEQ ID NO: 28. The first alcohol oxidase promoter element can include two or more mutations at nucleotide positions corresponding to any of nucleotide positions 668-734 relative to SEQ ID NO: 28. The first alcohol oxidase promoter element can include three or more mutations at nucleotide positions corresponding to any of nucleotide positions 668-734 relative to SEQ ID NO: 28. The first alcohol oxidase promoter element can include four or more mutations at nucleotide positions corresponding to any of nucleotide positions 668-734 relative to SEQ ID NO: 28. The first alcohol oxidase promoter element can include five or more mutations at nucleotide positions corresponding to any of nucleotide positions 668-734 relative to SEQ ID NO: 28.

In another aspect, provided herein is a nucleic acid construct comprising a first alcohol oxidase promoter element, wherein the first alcohol oxidase promoter element can include one or more mutations at a nucleotide position selected from the group consisting of nucleotide positions corresponding to T146, C154, T303, T426, A433, A435, T530, C572, T596, T617, T688, A696, T702, A709, A712, T714, A790, A841, and T862 relative to SEQ ID NO: 28.

Implementations can include one or more of the following features. The first alcohol oxidase promoter element can include two or more mutations at nucleotide positions selected

from the group consisting of nucleotide positions corresponding to T146, C154, T303, T426, A433, A435, T530, C572, T596, T617, T688, A696, T702, A709, A712, T714, A790, A841, and T862 relative to SEQ ID NO: 28. The first alcohol oxidase promoter element can include three or more mutations at nucleotide positions selected from the group consisting of nucleotide positions  
5 corresponding to T146, C154, T303, T426, A433, A435, T530, C572, T596, T617, T688, A696, T702, A709, A712, T714, A790, A841, and T862 relative to SEQ ID NO: 28. The first alcohol oxidase promoter element can include four or more mutations at nucleotide positions selected from the group consisting of nucleotide positions corresponding to T146, C154, T303, T426, A433, A435, T530, C572, T596, T617, T688, A696, T702, A709, A712, T714, A790, A841, and  
10 T862 relative to SEQ ID NO: 28. The first alcohol oxidase promoter element can include five or more mutations at nucleotide positions selected from the group consisting of nucleotide positions corresponding to T146, C154, T303, T426, A433, A435, T530, C572, T596, T617, T688, A696, T702, A709, A712, T714, A790, A841, and T862 relative to SEQ ID NO: 28. The first alcohol oxidase promoter element can include one or more mutations at a nucleotide position selected  
15 from the group consisting of nucleotide positions corresponding to T688, A696, T702, A712, and T714 relative to SEQ ID NO: 28. The first alcohol oxidase promoter element can include two or more mutations at nucleotide positions selected from the group consisting of nucleotide positions corresponding to T688, A696, T702, A712, and T714 relative to SEQ ID NO: 28. The first alcohol oxidase promoter element can include three or more mutations at nucleotide  
20 positions selected from the group consisting of nucleotide positions corresponding to T688, A696, T702, A712, and T714 relative to SEQ ID NO: 28. The first alcohol oxidase promoter element can include four or more mutations at nucleotide positions selected from the group consisting of nucleotide positions corresponding to T688, A696, T702, A712, and T714 relative to SEQ ID NO: 28. The first alcohol oxidase promoter element can include mutations at  
25 nucleotide positions corresponding to T688, A696, T702, A712, and T714 relative to SEQ ID NO: 28.

In another aspect, provided herein is a nucleic acid construct comprising a first alcohol oxidase promoter element, wherein the first alcohol oxidase promoter element can include one or more mutations selected from the group consisting of mutations corresponding to T146C,

C154T, T303C, T426A, A433T, A435G, T530A, C572T, T596C, T617C, T688C, A696T, T702C, A709G, A712G, T714G, A790G, A841T, and T862A relative to SEQ ID NO: 28.

Implementations can include one or more of the following features. The first alcohol oxidase promoter element can include two or more mutations selected from the group consisting of mutations corresponding to T146C, C154T, T303C, T426A, A433T, A435G, T530A, C572T, T596C, T617C, T688C, A696T, T702C, A709G, A712G, T714G, A790G, A841T, and T862A relative to SEQ ID NO: 28. The first alcohol oxidase promoter element can include three or more mutations selected from the group consisting of mutations corresponding to T146C, C154T, T303C, T426A, A433T, A435G, T530A, C572T, T596C, T617C, T688C, A696T, T702C, A709G, A712G, T714G, A790G, A841T, and T862A relative to SEQ ID NO: 28. The first alcohol oxidase promoter element can include four or more mutations selected from the group consisting of mutations corresponding to T146C, C154T, T303C, T426A, A433T, A435G, T530A, C572T, T596C, T617C, T688C, A696T, T702C, A709G, A712G, T714G, A790G, A841T, and T862A relative to SEQ ID NO: 28. The first alcohol oxidase promoter element can include five or more mutations selected from the group consisting of mutations corresponding to T146C, C154T, T303C, T426A, A433T, A435G, T530A, C572T, T596C, T617C, T688C, A696T, T702C, A709G, A712G, T714G, A790G, A841T, and T862A relative to SEQ ID NO: 28. The first alcohol oxidase promoter element can include one or more mutations selected from the group consisting of T688C, A696T, T702C, A712G, and T714G relative to SEQ ID NO: 28. The first alcohol oxidase promoter element can include two or more mutations selected from the group consisting of T688C, A696T, T702C, A712G, and T714G relative to SEQ ID NO: 28. The first alcohol oxidase promoter element can include three or more mutations selected from the group consisting of T688C, A696T, T702C, A712G, and T714G relative to SEQ ID NO: 28. The first alcohol oxidase promoter element can include four or more mutations selected from the group consisting of T688C, A696T, T702C, A712G, and T714G relative to SEQ ID NO: 28. The first alcohol oxidase promoter element can include the mutations T688C, A696T, T702C, A712G, and T714G relative to SEQ ID NO: 28.

Implementations of any of the nucleic acid constructs described herein can have one or more of the following features. The first alcohol oxidase promoter element can be an alcohol oxidase 1 promoter element. The first alcohol oxidase promoter element can have at least 90%

sequence identity to SEQ ID NO: 28. The first alcohol oxidase promoter element can have at least 95% sequence identity to SEQ ID NO: 28. The nucleic acid construct can further include a nucleotide sequence encoding a first protein, wherein the nucleotide sequence encoding the first protein is operably linked to the first alcohol oxidase promoter element. The first protein can be exogenous to a methylotrophic yeast cell. The first protein can be heterologous to a methylotrophic yeast cell. The first protein can be selected from the group consisting of an antibody or fragment thereof, an enzyme, a regulatory protein, a peptide hormone, a blood clotting protein, a cytokine, a cytokine inhibitor, and a heme-binding protein. The first protein can be a heme-binding protein. The heme-binding protein can be selected from the group consisting of a globin, a cytochrome, a cytochrome c oxidase, a ligninase, a catalase, and a peroxidase. The heme-binding protein can be selected from the group consisting of an androglobin, a chlorocruorin, a cytoglobin, an erythrocyruorin, a flavohemoglobin, a globin E, a globin X, a globin Y, a hemoglobin, a histoglobin, a leghemoglobin, a myoglobin, a neuroglobin, a non-symbiotic hemoglobin, a protoglobin, and a truncated hemoglobin. The heme-binding protein can be a non-symbiotic hemoglobin. The heme-binding protein can be a leghemoglobin. The heme-binding protein can include an amino acid sequence having at least 90% sequence identity to the amino acid sequence of any of SEQ ID NOs: 1-27. The first alcohol oxidase promoter element can include a recognition sequence for a transcription factor.

In another aspect, also provided herein is a methylotrophic yeast cell comprising a first nucleic acid construct, wherein the first nucleic acid construct is any nucleic acid construct described herein.

Implementations can have one or more of the following features. The methylotrophic yeast cell can be a *Pichia* cell, a *Candida* cell, a *Hansenula* cell, or a *Torulopsis* cell. The methylotrophic yeast cell can be a *Pichia methanolica* cell, a *Pichia pastoris* cell, a *Candida boidinii* cell, or a *Hansenula polymorpha* cell. The methylotrophic yeast cell can be a *Pichia pastoris* cell. The methylotrophic yeast cell can further include a second nucleic acid construct including a nucleotide sequence encoding a second protein, wherein the nucleotide sequence encoding the second protein is operably linked to the first alcohol oxidase promoter element or to a second promoter element. The nucleotide sequence encoding the second protein can be operably linked to a second promoter element that has the same sequence as the first alcohol

oxidase promoter element. The second protein can be a transcription factor. The nucleotide sequence encoding the second protein can be operably linked to a second promoter element that can include a recognition sequence for the transcription factor. The first alcohol oxidase promoter element can include a recognition sequence for the transcription factor. The second protein can be a protein involved in heme biosynthesis. The protein involved in heme biosynthesis can be selected from the group consisting of aminolevulinic acid synthase (ALAS),  $\delta$ -aminolevulinic acid dehydratase (ALAD), porphobilinogen deaminase (PBGD), uroporphyrinogen III synthase (UPG3S), uroporphyrinogen III decarboxylase (UPG3D), coproporphyrinogen oxidase (COPROX), protoporphyrinogen IX oxidase (PROTOX), and ferrochelatase (FC).

In another aspect, provided herein is method of producing a protein in a methylotrophic yeast cell including expressing a nucleic acid construct including a nucleotide sequence encoding a first protein operably linked to a first alcohol oxidase promoter element, wherein the first alcohol oxidase promoter element includes a mutation at one or more nucleotide positions corresponding to any of nucleotide positions 668-734 relative to SEQ ID NO: 28.

Implementations can include one or more of the following features. The first alcohol oxidase promoter element can include a mutation at one or more nucleotide positions corresponding to any of nucleotide positions 673-729 relative to SEQ ID NO: 28. The first alcohol oxidase promoter element can include a mutation at one or more nucleotide positions corresponding to any of nucleotide positions 678-724 relative to SEQ ID NO: 28. The first alcohol oxidase promoter element can include a mutation at one or more nucleotide positions corresponding to any of nucleotide positions 683-719 relative to SEQ ID NO: 28. The first alcohol oxidase promoter element can include a mutation at one or more nucleotide positions corresponding to any of nucleotide positions 688-714 relative to SEQ ID NO: 28. The first alcohol oxidase promoter element can include two or more mutations at nucleotide positions corresponding to any of nucleotide positions 668-734 relative to SEQ ID NO: 28. The first alcohol oxidase promoter element can include three or more mutations at nucleotide positions corresponding to any of nucleotide positions 668-734 relative to SEQ ID NO: 28. The first alcohol oxidase promoter element can include four or more mutations at nucleotide positions corresponding to any of nucleotide positions 668-734 relative to SEQ ID NO: 28. The first

alcohol oxidase promoter element can include five or more mutations at nucleotide positions corresponding to any of nucleotide positions 668-734 relative to SEQ ID NO: 28.

In another aspect, also provided herein is a method of producing a protein in a methylotrophic yeast cell including expressing a nucleic acid construct including a nucleotide sequence encoding a first protein operably linked to a first alcohol oxidase promoter element, wherein the first alcohol oxidase promoter element includes one or more mutations at a nucleotide position selected from the group consisting of nucleotide positions corresponding to T146, C154, T303, T426, A433, A435, T530, C572, T596, T617, T688, A696, T702, A709, A712, T714, A790, A841, and T862 relative to SEQ ID NO: 28.

Implementations can include one or more of the following features. The first alcohol oxidase promoter element can include two or more mutations at nucleotide positions selected from the group consisting of nucleotide positions corresponding to T146, C154, T303, T426, A433, A435, T530, C572, T596, T617, T688, A696, T702, A709, A712, T714, A790, A841, and T862 relative to SEQ ID NO: 28. The first alcohol oxidase promoter element can include three or more mutations at nucleotide positions selected from the group consisting of nucleotide positions corresponding to T146, C154, T303, T426, A433, A435, T530, C572, T596, T617, T688, A696, T702, A709, A712, T714, A790, A841, and T862 relative to SEQ ID NO: 28. The first alcohol oxidase promoter element can include four or more mutations at nucleotide positions selected from the group consisting of nucleotide positions corresponding to T146, C154, T303, T426, A433, A435, T530, C572, T596, T617, T688, A696, T702, A709, A712, T714, A790, A841, and T862 relative to SEQ ID NO: 28. The first alcohol oxidase promoter element can include five or more mutations at nucleotide positions selected from the group consisting of nucleotide positions corresponding to T146, C154, T303, T426, A433, A435, T530, C572, T596, T617, T688, A696, T702, A709, A712, T714, A790, A841, and T862 relative to SEQ ID NO: 28. The first alcohol oxidase promoter element can include one or more mutations at a nucleotide position selected from the group consisting of nucleotide positions corresponding to of T688, A696, T702, A712, and T714 relative to SEQ ID NO: 28. The first alcohol oxidase promoter element can include two or more mutations at nucleotide positions selected from the group consisting of nucleotide positions corresponding to of T688, A696, T702, A712, and T714 relative to SEQ ID NO: 28. The first alcohol oxidase promoter element can include three or more mutations at nucleotide

positions selected from the group consisting of nucleotide positions corresponding to of T688, A696, T702, A712, and T714 relative to SEQ ID NO: 28. The first alcohol oxidase promoter element can include four or more mutations at nucleotide positions selected from the group consisting of nucleotide positions corresponding to of T688, A696, T702, A712, and T714 as compared to SEQ ID NO: 28. The first alcohol oxidase promoter element can include mutations at nucleotide positions corresponding to T688, A696, T702, A712, and T714 as compared to SEQ ID NO: 28.

In another aspect, provided herein is a method of producing a protein in a methylotrophic yeast cell including expressing a nucleic acid construct including a nucleotide sequence encoding a first protein operably linked to a first alcohol oxidase promoter element, wherein the first alcohol oxidase promoter element includes one or more mutations selected from the group consisting of mutations corresponding to T146C, C154T, T303C, T426A, A433T, A435G, T530A, C572T, T596C, T617C, T688C, A696T, T702C, A709G, A712G, T714G, A790G, A841T, and T862A relative to SEQ ID NO: 28.

Implementations can include one or more of the following features. The first alcohol oxidase promoter element can include two or more mutations selected from the group consisting of mutations corresponding to T146C, C154T, T303C, T426A, A433T, A435G, T530A, C572T, T596C, T617C, T688C, A696T, T702C, A709G, A712G, T714G, A790G, A841T, and T862A relative to SEQ ID NO: 28. The first alcohol oxidase promoter element can include three or more mutations selected from the group consisting of mutations corresponding to T146C, C154T, T303C, T426A, A433T, A435G, T530A, C572T, T596C, T617C, T688C, A696T, T702C, A709G, A712G, T714G, A790G, A841T, and T862A relative to SEQ ID NO: 28. The first alcohol oxidase promoter element can include four or more mutations selected from the group consisting of mutations corresponding to T146C, C154T, T303C, T426A, A433T, A435G, T530A, C572T, T596C, T617C, T688C, A696T, T702C, A709G, A712G, T714G, A790G, A841T, and T862A relative to SEQ ID NO: 28. The first alcohol oxidase promoter element can include five or more mutations selected from the group consisting of mutations corresponding to T146C, C154T, T303C, T426A, A433T, A435G, T530A, C572T, T596C, T617C, T688C, A696T, T702C, A709G, A712G, T714G, A790G, A841T, and T862A relative to SEQ ID NO: 28. The first alcohol oxidase promoter element can include two or more mutations selected from

the group consisting of T688C, A696T, T702C, A712G, and T714G relative to SEQ ID NO: 28. The first alcohol oxidase promoter element can include three or more mutations selected from the group consisting of T688C, A696T, T702C, A712G, and T714G relative to SEQ ID NO: 28. The first alcohol oxidase promoter element can include four or more mutations selected from the group consisting of T688C, A696T, T702C, A712G, and T714G relative to SEQ ID NO: 28. The first alcohol oxidase promoter element can include the mutations T688C, A696T, T702C, A712G, and T714G relative to SEQ ID NO: 28.

Implementations of any of the methods described herein can have one or more of the following features. The first alcohol oxidase promoter element can be an alcohol oxidase 1 promoter element. The first alcohol oxidase promoter element can have at least 90% sequence identity to SEQ ID NO: 28. The first alcohol oxidase promoter element can have at least 95% sequence identity to SEQ ID NO: 28. The first protein can be exogenous to the methylotrophic yeast cell. The first protein can be heterologous to the methylotrophic yeast cell. The first protein can be selected from the group consisting of an antibody or fragment thereof, an enzyme, a regulatory protein, a peptide hormone, a blood clotting protein, a cytokine, and a heme-binding protein. The first protein can be a heme-binding protein. The heme-binding protein can be selected from the group consisting of a globin, a cytochrome, a cytochrome c oxidase, a ligninase, a catalase, and a peroxidase. The heme-binding protein can be selected from the group consisting of an androglobin, a chlorocruorin, a cytoglobin, an erythrocrucorin, a flavohemoglobin, a globin E, a globin X, a globin Y, a hemoglobin, a histoglobin, a leghemoglobin, a myoglobin, a neuroglobin, a non-symbiotic hemoglobin, a protoglobin, and a truncated hemoglobin. The heme-binding protein can be a non-symbiotic hemoglobin. The heme-binding protein can be a leghemoglobin. The heme-binding protein can include an amino acid sequence having at least 90% sequence identity to an amino acid sequence in any one of SEQ ID NOs: 1-27. The first alcohol oxidase promoter element can contain one or more recognition sequences for a transcription factor. The method can further include expressing a second nucleic acid construct including a nucleotide sequence encoding a second protein, wherein the nucleotide sequence encoding the second protein is operably linked to the first alcohol oxidase promoter element or to a second promoter element. The nucleotide sequence encoding the second protein can be operably linked to a second promoter element that has the

same sequence as the first alcohol oxidase promoter element. The second protein can be a transcription factor. The nucleotide sequence encoding the second protein can be operably linked to a second promoter element that can include a recognition sequence for the transcription factor. The first alcohol oxidase promoter element can include a recognition sequence for the transcription factor. The second protein can be a protein involved in heme biosynthesis. The protein involved in heme biosynthesis can be selected from the group consisting of ALAS, ALAD, PBGD, UPG3S, UPG3D, COPROX, PROTOX, and FC. The method can be carried out in the absence of added methanol.

In another aspect, provided herein is a *Pichia pastoris* cell including a nucleic acid construct comprising a nucleotide sequence encoding a first alcohol oxidase promoter element, wherein the first alcohol oxidase promoter element includes one or more mutations selected from the group consisting of mutations corresponding to T146C, C154T, T303C, T426A, A433T, A435G, T530A, C572T, T596C, T617C, T688C, A696T, T702C, A709G, A712G, T714G, A790G, A841T, and T862A relative to SEQ ID NO: 28. In some embodiments, the one or more mutations can be selected from the group consisting of mutations corresponding to T688C, A696T, T702C, A712G, and T714G relative to SEQ ID NO: 28.

In another aspect, also provided herein is a method of producing leghemoglobin, the method including expressing a nucleic acid construct including a nucleotide sequence encoding leghemoglobin operably linked to a first alcohol oxidase promoter element, wherein the first alcohol oxidase promoter element includes one or more mutations selected from the group consisting of mutations corresponding to T146C, C154T, T303C, T426A, A433T, A435G, T530A, C572T, T596C, T617C, T688C, A696T, T702C, A709G, A712G, T714G, A790G, A841T, and T862A relative to SEQ ID NO: 28. In some embodiments, the method can be carried out in the absence of added methanol. In some embodiments, the one or more mutations can be selected from the group consisting of mutations corresponding to T688C, A696T, T702C, A712G, and T714G relative to SEQ ID NO: 28.

In another aspect, provided herein is a *Pichia pastoris* cell including a first nucleic acid construct including a nucleotide sequence with at least 90% sequence identity to SEQ ID NO: 28, wherein the first nucleic acid construct includes one or more mutations selected from the group consisting of mutations corresponding to T146C, C154T, T303C, T426A, A433T, A435G,

T530A, C572T, T596C, T617C, T688C, A696T, T702C, A709G, A712G, T714G, A790G, A841T, and T862A relative to SEQ ID NO: 28. In some embodiments, the one or more mutations can be selected from the group consisting of mutations corresponding to T688C, A696T, T702C, A712G, and T714G relative to SEQ ID NO: 28.

5 Unless otherwise defined, all technical and scientific terms used herein have the same meaning as commonly understood by one of ordinary skill in the art to which this invention pertains. Although methods and materials similar or equivalent to those described herein can be used to practice the invention, suitable methods and materials are described below. All publications, patent applications, patents, and other references mentioned herein are incorporated  
10 by reference in their entirety. In case of conflict, the present specification, including definitions, will control. In addition, the materials, methods, and examples are illustrative only and not intended to be limiting.

The details of one or more embodiments of the invention are set forth in the accompanying drawings and the description below. Other features, objects, and advantages of  
15 the invention will be apparent from the description and drawings, and from the claims. The word “comprising” in the claims may be replaced by “consisting essentially of” or with “consisting of,” according to standard practice in patent law.

### DESCRIPTION OF THE DRAWINGS

Figure 1 provides the sequences of exemplary heme-binding proteins (SEQ ID NOs: 1-27).  
20 Figure 2 provides the sequences of pAOX1 wild-type and mutant sequences (SEQ ID NOs: 28-29).  
Figure 3 is an image showing growth of pMx0414 transformants on YPD medium.  
Figure 4 is a graph plotting the relative expression of GFP in strains MxY0270 and MxY0279 under different growth conditions.  
25 Figure 5 is a comparison of portions of the sequence of MxG0038 and MxG0220.  
Figure 6 is a graph plotting the relative expression of GFP in strains MxY0964, MxY965, and MxY1039.  
Figure 7 provides the sequences of SEQ ID NOs: 30-37.

## DETAILED DESCRIPTION

This document is related to materials and methods for protein production. For example, in one aspect, this document is related to materials and method for the production of products (e.g., proteins (e.g., plant proteins)) in cells (e.g., yeast (e.g., methylotrophic yeast) using an engineered promoter.

Methylotrophic yeast, such as *Pichia pastoris*, are commonly used to produce recombinant products (e.g., proteins). *Pichia* strains are typically able to grow on methanol as the sole carbon source. It will be understood that *Pichia pastoris* has been reclassified as *Komagataella* species, such as *Komagataella phaffii*, *Komagataella pastoris*, or *Komagataella pseudopastoris*, though the term '*Pichia pastoris*' is still in use and may refer to any appropriate *Komagataella* species. Commonly, laboratory strains of *P. pastoris* are *Komagataella phaffii*.

Methanol utilization can be initiated by the conversion of methanol to formaldehyde by the action of alcohol oxidase. *P. pastoris* contains two genes for alcohol oxidases, AOX1 and AOX2. Strains with reduced alcohol oxidase activity ("methanol utilization slow" or MutS strains) can usually produce more of a recombinant product (e.g., protein) expressed from the AOX1 promoter than strains that do not have reduced alcohol oxidase activity. The *Pichia pastoris* promoter for the alcohol oxidase 1 (AOX1) gene, referred to as pAOX1, can be used for production of heterologous products (e.g., proteins (e.g., proteins of industrial relevance)). Expression from this promoter can be induced in the presence of methanol, a flammable and toxic compound. In some embodiments, the materials and methods described herein can allow for expression of recombinant products (e.g., proteins) at high level from this promoter, or a promoter element therefrom, in the absence of methanol. In some embodiments, the materials and methods described herein can allow for expression of recombinant products (e.g., proteins) at high level from this promoter, or a promoter element therefrom, in the absence of added methanol.

Expression from pAOX1 is typically absent or very poor in the presence of non-inducing carbon sources, such as glucose or glycerol. Herein are described mutations in pAOX1 that allow significant expression from pAOX1 in the absence of methanol. Herein are described mutations in pAOX1 that allow significant expression from pAOX1 in the absence of added methanol. A reference pAOX1 sequence is provided in SEQ ID NO: 28 (Figure 2). Exemplary mutations in

pAOX1, as described herein, are provided in SEQ ID NO: 29 (Figure 2). These mutations can be present individually or in any combination. These mutations can also provide an additional increase in expression from pAOX1 when methanol is present.

Thus, provided herein are nucleic acid constructs (sometimes also called nucleic acid molecules) that include a promoter element having a sequence that includes one or more mutations as compared to a reference promoter sequence. In some embodiments, a promoter element can be an alcohol oxidase promoter element. In some embodiments, a promoter element can have at least 70% (e.g., at least 75%, 80%, 85%, 90%, 95%, 97%, 98%, or 99%) sequence identity to an alcohol oxidase promoter element (e.g., SEQ ID NO: 28 or SEQ ID NO: 29). In some embodiments, a promoter element can have the sequence of SEQ ID NO: 29. In some embodiments, a single mutation can be present in a promoter element. For example, in some embodiments, a single mutation corresponding to a mutation in one of nucleotide positions 668-734 (e.g., nucleotide positions 673-729, nucleotide positions 678-724, nucleotide positions 683-719, or nucleotide positions 688-714) relative to SEQ ID NO: 28 can be present in a promoter element. For example, in some embodiments, a single mutation corresponding to one of the following mutations relative to SEQ ID NO: 28 can be present in a promoter element: T146C; C154T; T303C; T426A; A433T; A435G; T530A; C572T; T596C; T617C; T688C; A696T; T702C; A709G; A712G; T714G; A790G; A841T; or T862A. For example, in some embodiments, a single mutation corresponding to one of the following mutations relative to SEQ ID NO: 28 can be present in a promoter element: 146C; 154T; 303C; 426A; 433T; 435G; 530A; 572T; 596C; 617C; 688C; 696T; 702C; 709G; 712G; 714G; 790G; 841T; or 862A, as long as the indicated nucleobase is not the same as the corresponding naturally-occurring nucleobase. For example, in some embodiments, a single mutation at a position corresponding to one of the following positions relative to SEQ ID NO: 28 can be present in a promoter element: T146; C154; T303; T426; A433; A435; T530; C572; T596; T617; T688; A696; T702; A709; A712; T714; A790; A841; or T862. For example, in some embodiments, a single mutation at a position corresponding to one of the following positions relative to SEQ ID NO: 28 can be present in a promoter element: 146; 154; 303; 426; 433; 435; 530; 572; 596; 617; 688; 696; 702; 709; 712; 714; 790; 841; or 862. For example, in some embodiments, a single mutation corresponding to one of the following mutations relative to SEQ ID NO: 28 can be present in a promoter element:

T688C; A696T; T702C; A712G; or T714G. For example, in some embodiments, a single mutation corresponding to one of the following mutations relative to SEQ ID NO: 28 can be present in a promoter element: 688C; 696T; 702C; 712G; or 714G, as long as the indicated nucleobase is not the same as the corresponding naturally-occurring nucleobase. For example, in some embodiments, a single mutation at a position corresponding to one of the following positions relative to SEQ ID NO: 28 can be present in a promoter element: T688; A696; T702; A712; or T714. For example, in some embodiments, a single mutation at a position corresponding to one of the following positions relative to SEQ ID NO: 28 can be present in a promoter element: 688; 696; 702; 712; or 714.

Also provided herein are nucleic acid constructs that include a promoter element having a sequence that includes multiple (e.g., 2, 3, 4, 5, 6, 7, 8, 9, 10, 11, 12, 13, 14, 15, 16, 17, 18, 19, 20, or more) mutations as compared to a reference promoter sequence. For example, in some embodiments, at least 2 (e.g., at least 3, at least 4, at least 5, at least 10, at least 15, 2 to 5, 2 to 10, 2 to 15, 2 to 20, 5 to 10, 5 to 15, 5 to 20, 10 to 15, 10 to 20, or 15 to 20) mutations corresponding to a mutation in nucleotide positions 668-734 (e.g., nucleotide positions 673-729, nucleotide positions 678-724, nucleotide positions 683-719, or nucleotide positions 688-714) relative to SEQ ID NO: 28 can be present in a promoter element. For example, in some embodiments, at least 2 (e.g., at least 3, at least 4, at least 5, at least 6, at least 7, at least 8, at least 9, at least 10, at least 12, at least 14, at least 16, at least 18, 2, 3, 4, 5, 6, 7, 8, 9, 10, 11, 12, 13, 14, 15, 16, 17, 18, or 19) mutations corresponding to the following mutations relative to SEQ ID NO: 28 can be present in a promoter element: T146C; C154T; T303C; T426A; A433T; A435G; T530A; C572T; T596C; T617C; T688C; A696T; T702C; A709G; A712G; T714G; A790G; A841T; or T862A. For example, in some embodiments, at least 2 (e.g., at least 3, at least 4, at least 5, at least 6, at least 7, at least 8, at least 9, at least 10, at least 12, at least 14, at least 16, at least 18, 2, 3, 4, 5, 6, 7, 8, 9, 10, 11, 12, 13, 14, 15, 16, 17, 18, or 19) mutations corresponding to the following mutations relative to SEQ ID NO: 28 can be present in a promoter element: 146C; 154T; 303C; 426A; 433T; 435G; 530A; 572T; 596C; 617C; 688C; 696T; 702C; 709G; 712G; 714G; 790G; 841T; or 862A, as long as the indicated nucleobase is not the same as the corresponding naturally-occurring nucleobase. For example, in some embodiments, at least 2 (e.g., at least 3, at least 4, at least 5, at least 6, at least 7, at least 8, at

least 9, at least 10, at least 12, at least 14, at least 16, at least 18, 2, 3, 4, 5, 6, 7, 8, 9, 10, 11, 12, 13, 14, 15, 16, 17, 18, or 19) mutations at positions corresponding to the following positions relative to SEQ ID NO: 28 can be present in a promoter element: T146; C154; T303; T426; A433; A435; T530; C572; T596; T617; T688; A696; T702; A709; A712; T714; A790; A841; or T862. For example, in some embodiments, at least 2 (e.g., at least 3, at least 4, at least 5, at least 6, at least 7, at least 8, at least 9, at least 10, at least 12, at least 14, at least 16, at least 18, 2, 3, 4, 5, 6, 7, 8, 9, 10, 11, 12, 13, 14, 15, 16, 17, 18, or 19) mutations at positions corresponding to the following positions relative to SEQ ID NO: 28 can be present in a promoter element: 146; 154; 303; 426; 433; 435; 530; 572; 596; 617; 688; 696; 702; 709; 712; 714; 790; 841; or 862. For example, in some embodiments, at least 2 (e.g., at least 3, at least 4, 2, 3, 4, or 5) mutations corresponding to the following mutations relative to SEQ ID NO: 28 can be present in a promoter element: T688C; A696T; T702C; A712G; or T714G. For example, in some embodiments, at least 2 (e.g., at least 3, at least 4, 2, 3, 4, or 5) mutations corresponding to the following mutations relative to SEQ ID NO: 28 can be present in a promoter element: 688C; 696T; 702C; 712G; or 714G, as long as the indicated nucleobase is not the same as the corresponding naturally-occurring nucleobase. For example, in some embodiments, at least 2 (e.g., at least 3, at least 4, 2, 3, 4, or 5) mutations corresponding to one of the following positions relative to SEQ ID NO: 28 can be present in a promoter element: T688; A696; T702; A712; or T714. For example, in some embodiments, at least 2 (e.g., at least 3, at least 4, 2, 3, 4, or 5) mutations corresponding to one of the following positions relative to SEQ ID NO: 28 can be present in a promoter element: 688; 696; 702; 712; or 714.

In some embodiments, a mutation in a nucleic acid can be an insertion, a deletion or a substitution. In some embodiments, a mutation in a nucleic acid can be a substitution (e.g., a guanosine to cytosine mutation). In some embodiments, a mutation in a nucleic acid can be in a non-coding sequence. In some embodiments, a substitution in a coding sequence (e.g., encoding a protein) can be a silent mutation (e.g., the same amino acid is encoded). In some embodiments, a substitution in a coding sequence can be a nonsynonymous mutation (e.g., a missense mutation or a nonsense mutation). In some embodiments, a substitution in a coding sequence can be a missense mutation (e.g., a different amino acid is encoded). In some embodiments, a substitution in a coding sequence can be nonsense mutation (e.g., a premature stop codon is encoded). It will

be understood that mutations can be used to alter an endogenous nucleic acid, using, for example, CRISPR, TALEN, and/or Zinc-finger nucleases.

In some embodiments, a mutation in a protein sequence can be an insertion, a deletion, or a substitution. It will be understood that a mutation in a nucleic acid that encodes a protein can cause a mutation in a protein sequence. In some embodiments, a mutation in a protein sequence is a substitution (e.g., a cysteine to serine mutation, or a cysteine to alanine mutation).

As used herein, a “corresponding” nucleic acid position (or substitution) in a nucleic acid sequence different from a reference nucleic acid sequence (e.g., in a truncated, extended, or mutated nucleic acid sequence of a pAOX1 promoter compared to a reference pAOX nucleic acid sequence, such as SEQ ID NO: 28) can be identified by performing a sequence alignment between the nucleic acid sequences of interest. It will be understood that in some cases, a gap can exist in a nucleic acid alignment. Similarly, a “corresponding” amino acid position (or substitution) in a protein sequence different from a reference protein sequence (e.g., in the myoglobin protein sequence of a different organism compared to a reference myoglobin protein sequence, such as SEQ ID NO: 18) can be identified by performing a sequence alignment between the protein sequences of interest. It will be understood that in some cases, a gap can exist in a protein alignment. As used herein, a nucleotide or amino acid position “relative to” a reference sequence can be the corresponding nucleotide or amino acid position in a reference sequence.

In some embodiments, a reference sequence can be from the same taxonomic rank as a comparator sequence. In some embodiments, a reference sequence can be from the same domain as a comparator sequence. For example, in some embodiments, both a reference sequence and a comparator sequence can be from domain *Eukarya*. In some embodiments, a reference sequence can be from the same kingdom as a comparator sequence. For example, in some embodiments, both a reference sequence and a comparator sequence can be from the kingdom *Fungi*. In some embodiments, a reference sequence can be from the same phylum as a comparator sequence. For example, in some embodiments, both a reference sequence and a comparator sequence can be from phylum *Ascomycota*. In some embodiments, a reference sequence can be from the same class as a comparator sequence. For example, in some embodiments, both a reference sequence and a comparator sequence can be from the class *Saccharomycetes*. In some embodiments, a

reference sequence can be from the same order as a comparator sequence. For example, in some embodiments, both a reference sequence and a comparator sequence can be from the order *Saccharomycetales*. In some embodiments, a reference sequence can be from the same family as a comparator sequence. For example, in some embodiments, both a reference sequence and  
 5 comparator sequence can be from the family *Saccharomycetaceae*. In some embodiments, a reference sequence can be from the same genus as a comparator sequence. For example, in some embodiments, both a reference sequence and a comparator sequence can be from the genus *Pichia*. In some embodiments, a reference sequence can be from the same species as a comparator sequence.

10 In some embodiments, a reference sequence and a comparator sequence can both be from yeast. In some embodiments, a reference sequence and a comparator sequence can both be from methylotrophic yeast.

In some embodiments, a reference sequence and a comparator sequence can have at least 50% (e.g., at least 55%, 60%, 65%, 70%, 75%, 80%, 85%, 90%, or 99%) sequence identity.

15 In some embodiments, the nucleotide sequence of a promoter element as provided herein can include two mutations as compared to the nucleotide sequence of a reference promoter element. For example, in some embodiments, two mutations corresponding to the following mutations relative to SEQ ID NO: 28 can be present in a promoter sequence: T146C and C154T; T146C and T303C; T146C and T426A; T146C and A433T; T146C and A435G; T146C and  
 20 T530A; T146C and C572T; T146C and T596C; T146C and T617C; T146C and T688C; T146C and A696T; T146C and T702C; T146C and A709G; T146C and A712G; T146C and T714G; T146C and A790G; T146C and A841T; T146C and T862A; C154T and T303C; C154T and T426A; C154T and A433T; C154T and A435G; C154T and T530A; C154T and C572T; C154T and T596C; C154T and T617C; C154T and T688C; C154T and A696T; C154T and T702C;  
 25 C154T and A709G; C154T and A712G; C154T and T714G; C154T and A790G; C154T and A841T; C154T and T862A; T303C and T426A; T303C and A433T; T303C and A435G; T303C and T530A; T303C and C572T; T303C and T596C; T303C and T617C; T303C and T688C; T303C and A696T; T303C and T702C; T303C and A709G; T303C and A712G; T303C and T714G; T303C and A790G; T303C and A841T; T303C and T862A; T426A and A433T; T426A  
 30 and A435G; T426A and T530A; T426A and C572T; T426A and T596C; T426A and T617C;

T426A and T688C; T426A and A696T; T426A and T702C; T426A and A709G; T426A and  
 A712G; T426A and T714G; T426A and A790G; T426A and A841T; T426A and T862A; A433T  
 and A435G; A433T and T530A; A433T and C572T; A433T and T596C; A433T and T617C;  
 5 A433T and T688C; A433T and A696T; A433T and T702C; A433T and A709G; A433T and  
 A712G; A433T and T714G; A433T and A790G; A433T and A841T; A433T and T862A;  
 A435G and T530A; A435G and C572T; A435G and T596C; A435G and T617C; A435G and  
 T688C; A435G and A696T; A435G and T702C; A435G and A709G; A435G and A712G;  
 A435G and T714G; A435G and A790G; A435G and A841T; A435G and T862A; T530A and  
 C572T; T530A and T596C; T530A and T617C; T530A and T688C; T530A and A696T; T530A  
 10 and T702C; T530A and A709G; T530A and A712G; T530A and T714G; T530A and A790G;  
 T530A and A841T; T530A and T862A; C572T and T596C; C572T and T617C; C572T and  
 T688C; C572T and A696T; C572T and T702C; C572T and A709G; C572T and A712G; C572T  
 and T714G; C572T and A790G; C572T and A841T; C572T and T862A; T596C and T617C;  
 T596C and T688C; T596C and A696T; T596C and T702C; T596C and A709G; T596C and  
 15 A712G; T596C and T714G; T596C and A790G; T596C and A841T; T596C and T862A; T617C  
 and T688C; T617C and A696T; T617C and T702C; T617C and A709G; T617C and A712G;  
 T617C and T714G; T617C and A790G; T617C and A841T; T617C and T862A; T688C and  
 A696T; T688C and T702C; T688C and A709G; T688C and A712G; T688C and T714G; T688C  
 and A790G; T688C and A841T; T688C and T862A; A696T and T702C; A696T and A709G;  
 20 A696T and A712G; A696T and T714G; A696T and A790G; A696T and A841T; A696T and  
 T862A; T702C and A709G; T702C and A712G; T702C and T714G; T702C and A790G; T702C  
 and A841T; T702C and T862A; A709G and A712G; A709G and T714G; A709G and A790G;  
 A709G and A841T; A709G and T862A; A712G and T714G; A712G and A790G; A712G and  
 A841T; A712G and T862A; T714G and A790G; T714G and A841T; T714G and T862A;  
 25 A790G and A841T; A790G and T862A; or A841T and T862A.

In some embodiments, the nucleotide sequence of a promoter element as provided herein  
 can include three mutations as compared to the nucleotide sequence of a reference promoter  
 element. For example, in some embodiments, three mutations corresponding to the following  
 mutations relative to SEQ ID NO: 28 can be present in a promoter sequence: T146C, C154T, and  
 30 T303C; T146C, C154T, and T426A; T146C, C154T, and A433T; T146C, C154T, and A435G;

T146C, C154T, and T530A; T146C, C154T, and C572T; T146C, C154T, and T596C; T146C, C154T, and T617C; T146C, C154T, and T688C; T146C, C154T, and A696T; T146C, C154T, and T702C; T146C, C154T, and A709G; T146C, C154T, and A712G; T146C, C154T, and T714G; T146C, C154T, and A790G; T146C, C154T, and A841T; T146C, C154T, and T862A; T146C, T303C, and T426A; T146C, T303C, and A433T; T146C, T303C, and A435G; T146C, T303C, and T530A; T146C, T303C, and C572T; T146C, T303C, and T596C; T146C, T303C, and T617C; T146C, T303C, and T688C; T146C, T303C, and A696T; T146C, T303C, and T702C; T146C, T303C, and A709G; T146C, T303C, and A712G; T146C, T303C, and T714G; T146C, T303C, and A790G; T146C, T303C, and A841T; T146C, T303C, and T862A; T146C, T426A, and A433T; T146C, T426A, and A435G; T146C, T426A, and T530A; T146C, T426A, and C572T; T146C, T426A, and T596C; T146C, T426A, and T617C; T146C, T426A, and T688C; T146C, T426A, and A696T; T146C, T426A, and T702C; T146C, T426A, and A709G; T146C, T426A, and A712G; T146C, T426A, and T714G; T146C, T426A, and A790G; T146C, T426A, and A841T; T146C, T426A, and T862A; T146C, A433T, and A435G; T146C, A433T, and T530A; T146C, A433T, and C572T; T146C, A433T, and T596C; T146C, A433T, and T617C; T146C, A433T, and T688C; T146C, A433T, and A696T; T146C, A433T, and T702C; T146C, A433T, and A709G; T146C, A433T, and A712G; T146C, A433T, and T714G; T146C, A433T, and A790G; T146C, A433T, and A841T; T146C, A433T, and T862A; T146C, A435G, and T530A; T146C, A435G, and C572T; T146C, A435G, and T596C; T146C, A435G, and T617C; T146C, A435G, and T688C; T146C, A435G, and A696T; T146C, A435G, and T702C; T146C, A435G, and A709G; T146C, A435G, and A712G; T146C, A435G, and T714G; T146C, A435G, and A790G; T146C, A435G, and A841T; T146C, A435G, and T862A; T146C, T530A, and C572T; T146C, T530A, and T596C; T146C, T530A, and T617C; T146C, T530A, and T688C; T146C, T530A, and A696T; T146C, T530A, and T702C; T146C, T530A, and A709G; T146C, T530A, and A712G; T146C, T530A, and T714G; T146C, T530A, and A790G; T146C, T530A, and A841T; T146C, T530A, and T862A; T146C, C572T, and T596C; T146C, C572T, and T617C; T146C, C572T, and T688C; T146C, C572T, and A696T; T146C, C572T, and T702C; T146C, C572T, and A709G; T146C, C572T, and A712G; T146C, C572T, and T714G; T146C, C572T, and A790G; T146C, C572T, and A841T; T146C, C572T, and T862A; T146C, T596C, and T617C; T146C, T596C, and T688C; T146C, T596C, and A696T; T146C, T596C,

and T702C; T146C, T596C, and A709G; T146C, T596C, and A712G; T146C, T596C, and  
 T714G; T146C, T596C, and A790G; T146C, T596C, and A841T; T146C, T596C, and T862A;  
 T146C, T617C, and T688C; T146C, T617C, and A696T; T146C, T617C, and T702C; T146C,  
 T617C, and A709G; T146C, T617C, and A712G; T146C, T617C, and T714G; T146C, T617C,  
 5 and A790G; T146C, T617C, and A841T; T146C, T617C, and T862A; T146C, T688C, and  
 A696T; T146C, T688C, and T702C; T146C, T688C, and A709G; T146C, T688C, and A712G;  
 T146C, T688C, and T714G; T146C, T688C, and A790G; T146C, T688C, and A841T; T146C,  
 T688C, and T862A; T146C, A696T, and T702C; T146C, A696T, and A709G; T146C, A696T,  
 and A712G; T146C, A696T, and T714G; T146C, A696T, and A790G; T146C, A696T, and  
 10 A841T; T146C, A696T, and T862A; T146C, T702C, and A709G; T146C, T702C, and A712G;  
 T146C, T702C, and T714G; T146C, T702C, and A790G; T146C, T702C, and A841T; T146C,  
 T702C, and T862A; T146C, A709G, and A712G; T146C, A709G, and T714G; T146C, A709G,  
 and A790G; T146C, A709G, and A841T; T146C, A709G, and T862A; T146C, A712G, and  
 T714G; T146C, A712G, and A790G; T146C, A712G, and A841T; T146C, A712G, and T862A;  
 15 T146C, T714G, and A790G; T146C, T714G, and A841T; T146C, T714G, and T862A; T146C,  
 A790G, and A841T; T146C, A790G, and T862A; T146C, A841T, and T862A; C154T, T303C,  
 and T426A; C154T, T303C, and A433T; C154T, T303C, and A435G; C154T, T303C, and  
 T530A; C154T, T303C, and C572T; C154T, T303C, and T596C; C154T, T303C, and T617C;  
 C154T, T303C, and T688C; C154T, T303C, and A696T; C154T, T303C, and T702C; C154T,  
 20 T303C, and A709G; C154T, T303C, and A712G; C154T, T303C, and T714G; C154T, T303C,  
 and A790G; C154T, T303C, and A841T; C154T, T303C, and T862A; C154T, T426A, and  
 A433T; C154T, T426A, and A435G; C154T, T426A, and T530A; C154T, T426A, and C572T;  
 C154T, T426A, and T596C; C154T, T426A, and T617C; C154T, T426A, and T688C; C154T,  
 T426A, and A696T; C154T, T426A, and T702C; C154T, T426A, and A709G; C154T, T426A,  
 25 and A712G; C154T, T426A, and T714G; C154T, T426A, and A790G; C154T, T426A, and  
 A841T; C154T, T426A, and T862A; C154T, A433T, and A435G; C154T, A433T, and T530A;  
 C154T, A433T, and C572T; C154T, A433T, and T596C; C154T, A433T, and T617C; C154T,  
 A433T, and T688C; C154T, A433T, and A696T; C154T, A433T, and T702C; C154T, A433T,  
 and A709G; C154T, A433T, and A712G; C154T, A433T, and T714G; C154T, A433T, and  
 30 A790G; C154T, A433T, and A841T; C154T, A433T, and T862A; C154T, A435G, and T530A;

C154T, A435G, and C572T; C154T, A435G, and T596C; C154T, A435G, and T617C; C154T,  
 A435G, and T688C; C154T, A435G, and A696T; C154T, A435G, and T702C; C154T, A435G,  
 and A709G; C154T, A435G, and A712G; C154T, A435G, and T714G; C154T, A435G, and  
 A790G; C154T, A435G, and A841T; C154T, A435G, and T862A; C154T, T530A, and C572T;  
 5 C154T, T530A, and T596C; C154T, T530A, and T617C; C154T, T530A, and T688C; C154T,  
 T530A, and A696T; C154T, T530A, and T702C; C154T, T530A, and A709G; C154T, T530A,  
 and A712G; C154T, T530A, and T714G; C154T, T530A, and A790G; C154T, T530A, and  
 A841T; C154T, T530A, and T862A; C154T, C572T, and T596C; C154T, C572T, and T617C;  
 C154T, C572T, and T688C; C154T, C572T, and A696T; C154T, C572T, and T702C; C154T,  
 10 C572T, and A709G; C154T, C572T, and A712G; C154T, C572T, and T714G; C154T, C572T,  
 and A790G; C154T, C572T, and A841T; C154T, C572T, and T862A; C154T, T596C, and  
 T617C; C154T, T596C, and T688C; C154T, T596C, and A696T; C154T, T596C, and T702C;  
 C154T, T596C, and A709G; C154T, T596C, and A712G; C154T, T596C, and T714G; C154T,  
 T596C, and A790G; C154T, T596C, and A841T; C154T, T596C, and T862A; C154T, T617C,  
 15 and T688C; C154T, T617C, and A696T; C154T, T617C, and T702C; C154T, T617C, and  
 A709G; C154T, T617C, and A712G; C154T, T617C, and T714G; C154T, T617C, and A790G;  
 C154T, T617C, and A841T; C154T, T617C, and T862A; C154T, T688C, and A696T; C154T,  
 T688C, and T702C; C154T, T688C, and A709G; C154T, T688C, and A712G; C154T, T688C,  
 and T714G; C154T, T688C, and A790G; C154T, T688C, and A841T; C154T, T688C, and  
 20 T862A; C154T, A696T, and T702C; C154T, A696T, and A709G; C154T, A696T, and A712G;  
 C154T, A696T, and T714G; C154T, A696T, and A790G; C154T, A696T, and A841T; C154T,  
 A696T, and T862A; C154T, T702C, and A709G; C154T, T702C, and A712G; C154T, T702C,  
 and T714G; C154T, T702C, and A790G; C154T, T702C, and A841T; C154T, T702C, and  
 T862A; C154T, A709G, and A712G; C154T, A709G, and T714G; C154T, A709G, and A790G;  
 25 C154T, A709G, and A841T; C154T, A709G, and T862A; C154T, A712G, and T714G; C154T,  
 A712G, and A790G; C154T, A712G, and A841T; C154T, A712G, and T862A; C154T, T714G,  
 and A790G; C154T, T714G, and A841T; C154T, T714G, and T862A; C154T, A790G, and  
 A841T; C154T, A790G, and T862A; C154T, A841T, and T862A; T303C, T426A, and A433T;  
 T303C, T426A, and A435G; T303C, T426A, and T530A; T303C, T426A, and C572T; T303C,  
 30 T426A, and T596C; T303C, T426A, and T617C; T303C, T426A, and T688C; T303C, T426A,

and A696T; T303C, T426A, and T702C; T303C, T426A, and A709G; T303C, T426A, and  
A712G; T303C, T426A, and T714G; T303C, T426A, and A790G; T303C, T426A, and A841T;  
T303C, T426A, and T862A; T303C, A433T, and A435G; T303C, A433T, and T530A; T303C,  
A433T, and C572T; T303C, A433T, and T596C; T303C, A433T, and T617C; T303C, A433T,  
5 and T688C; T303C, A433T, and A696T; T303C, A433T, and T702C; T303C, A433T, and  
A709G; T303C, A433T, and A712G; T303C, A433T, and T714G; T303C, A433T, and A790G;  
T303C, A433T, and A841T; T303C, A433T, and T862A; T303C, A435G, and T530A; T303C,  
A435G, and C572T; T303C, A435G, and T596C; T303C, A435G, and T617C; T303C, A435G,  
and T688C; T303C, A435G, and A696T; T303C, A435G, and T702C; T303C, A435G, and  
10 A709G; T303C, A435G, and A712G; T303C, A435G, and T714G; T303C, A435G, and A790G;  
T303C, A435G, and A841T; T303C, A435G, and T862A; T303C, T530A, and C572T; T303C,  
T530A, and T596C; T303C, T530A, and T617C; T303C, T530A, and T688C; T303C, T530A,  
and A696T; T303C, T530A, and T702C; T303C, T530A, and A709G; T303C, T530A, and  
A712G; T303C, T530A, and T714G; T303C, T530A, and A790G; T303C, T530A, and A841T;  
15 T303C, T530A, and T862A; T303C, C572T, and T596C; T303C, C572T, and T617C; T303C,  
C572T, and T688C; T303C, C572T, and A696T; T303C, C572T, and T702C; T303C, C572T,  
and A709G; T303C, C572T, and A712G; T303C, C572T, and T714G; T303C, C572T, and  
A790G; T303C, C572T, and A841T; T303C, C572T, and T862A; T303C, T596C, and T617C;  
T303C, T596C, and T688C; T303C, T596C, and A696T; T303C, T596C, and T702C; T303C,  
20 T596C, and A709G; T303C, T596C, and A712G; T303C, T596C, and T714G; T303C, T596C,  
and A790G; T303C, T596C, and A841T; T303C, T596C, and T862A; T303C, T617C, and  
T688C; T303C, T617C, and A696T; T303C, T617C, and T702C; T303C, T617C, and A709G;  
T303C, T617C, and A712G; T303C, T617C, and T714G; T303C, T617C, and A790G; T303C,  
T617C, and A841T; T303C, T617C, and T862A; T303C, T688C, and A696T; T303C, T688C,  
25 and T702C; T303C, T688C, and A709G; T303C, T688C, and A712G; T303C, T688C, and  
T714G; T303C, T688C, and A790G; T303C, T688C, and A841T; T303C, T688C, and T862A;  
T303C, A696T, and T702C; T303C, A696T, and A709G; T303C, A696T, and A712G; T303C,  
A696T, and T714G; T303C, A696T, and A790G; T303C, A696T, and A841T; T303C, A696T,  
and T862A; T303C, T702C, and A709G; T303C, T702C, and A712G; T303C, T702C, and  
30 T714G; T303C, T702C, and A790G; T303C, T702C, and A841T; T303C, T702C, and T862A;

T303C, A709G, and A712G; T303C, A709G, and T714G; T303C, A709G, and A790G; T303C,  
 A709G, and A841T; T303C, A709G, and T862A; T303C, A712G, and T714G; T303C, A712G,  
 and A790G; T303C, A712G, and A841T; T303C, A712G, and T862A; T303C, T714G, and  
 A790G; T303C, T714G, and A841T; T303C, T714G, and T862A; T303C, A790G, and A841T;  
 5 T303C, A790G, and T862A; T303C, A841T, and T862A; T426A, A433T, and A435G; T426A,  
 A433T, and T530A; T426A, A433T, and C572T; T426A, A433T, and T596C; T426A, A433T,  
 and T617C; T426A, A433T, and T688C; T426A, A433T, and A696T; T426A, A433T, and  
 T702C; T426A, A433T, and A709G; T426A, A433T, and A712G; T426A, A433T, and T714G;  
 T426A, A433T, and A790G; T426A, A433T, and A841T; T426A, A433T, and T862A; T426A,  
 10 A435G, and T530A; T426A, A435G, and C572T; T426A, A435G, and T596C; T426A, A435G,  
 and T617C; T426A, A435G, and T688C; T426A, A435G, and A696T; T426A, A435G, and  
 T702C; T426A, A435G, and A709G; T426A, A435G, and A712G; T426A, A435G, and T714G;  
 T426A, A435G, and A790G; T426A, A435G, and A841T; T426A, A435G, and T862A; T426A,  
 T530A, and C572T; T426A, T530A, and T596C; T426A, T530A, and T617C; T426A, T530A,  
 15 and T688C; T426A, T530A, and A696T; T426A, T530A, and T702C; T426A, T530A, and  
 A709G; T426A, T530A, and A712G; T426A, T530A, and T714G; T426A, T530A, and A790G;  
 T426A, T530A, and A841T; T426A, T530A, and T862A; T426A, C572T, and T596C; T426A,  
 C572T, and T617C; T426A, C572T, and T688C; T426A, C572T, and A696T; T426A, C572T,  
 and T702C; T426A, C572T, and A709G; T426A, C572T, and A712G; T426A, C572T, and  
 20 T714G; T426A, C572T, and A790G; T426A, C572T, and A841T; T426A, C572T, and T862A;  
 T426A, T596C, and T617C; T426A, T596C, and T688C; T426A, T596C, and A696T; T426A,  
 T596C, and T702C; T426A, T596C, and A709G; T426A, T596C, and A712G; T426A, T596C,  
 and T714G; T426A, T596C, and A790G; T426A, T596C, and A841T; T426A, T596C, and  
 T862A; T426A, T617C, and T688C; T426A, T617C, and A696T; T426A, T617C, and T702C;  
 25 T426A, T617C, and A709G; T426A, T617C, and A712G; T426A, T617C, and T714G; T426A,  
 T617C, and A790G; T426A, T617C, and A841T; T426A, T617C, and T862A; T426A, T688C,  
 and A696T; T426A, T688C, and T702C; T426A, T688C, and A709G; T426A, T688C, and  
 A712G; T426A, T688C, and T714G; T426A, T688C, and A790G; T426A, T688C, and A841T;  
 T426A, T688C, and T862A; T426A, A696T, and T702C; T426A, A696T, and A709G; T426A,  
 30 A696T, and A712G; T426A, A696T, and T714G; T426A, A696T, and A790G; T426A, A696T,

and A841T; T426A, A696T, and T862A; T426A, T702C, and A709G; T426A, T702C, and  
A712G; T426A, T702C, and T714G; T426A, T702C, and A790G; T426A, T702C, and A841T;  
T426A, T702C, and T862A; T426A, A709G, and A712G; T426A, A709G, and T714G; T426A,  
A709G, and A790G; T426A, A709G, and A841T; T426A, A709G, and T862A; T426A, A712G,  
5 and T714G; T426A, A712G, and A790G; T426A, A712G, and A841T; T426A, A712G, and  
T862A; T426A, T714G, and A790G; T426A, T714G, and A841T; T426A, T714G, and T862A;  
T426A, A790G, and A841T; T426A, A790G, and T862A; T426A, A841T, and T862A; A433T,  
A435G, and T530A; A433T, A435G, and C572T; A433T, A435G, and T596C; A433T, A435G,  
and T617C; A433T, A435G, and T688C; A433T, A435G, and A696T; A433T, A435G, and  
10 T702C; A433T, A435G, and A709G; A433T, A435G, and A712G; A433T, A435G, and T714G;  
A433T, A435G, and A790G; A433T, A435G, and A841T; A433T, A435G, and T862A; A433T,  
T530A, and C572T; A433T, T530A, and T596C; A433T, T530A, and T617C; A433T, T530A,  
and T688C; A433T, T530A, and A696T; A433T, T530A, and T702C; A433T, T530A, and  
A709G; A433T, T530A, and A712G; A433T, T530A, and T714G; A433T, T530A, and A790G;  
15 A433T, T530A, and A841T; A433T, T530A, and T862A; A433T, C572T, and T596C; A433T,  
C572T, and T617C; A433T, C572T, and T688C; A433T, C572T, and A696T; A433T, C572T,  
and T702C; A433T, C572T, and A709G; A433T, C572T, and A712G; A433T, C572T, and  
T714G; A433T, C572T, and A790G; A433T, C572T, and A841T; A433T, C572T, and T862A;  
A433T, T596C, and T617C; A433T, T596C, and T688C; A433T, T596C, and A696T; A433T,  
20 T596C, and T702C; A433T, T596C, and A709G; A433T, T596C, and A712G; A433T, T596C,  
and T714G; A433T, T596C, and A790G; A433T, T596C, and A841T; A433T, T596C, and  
T862A; A433T, T617C, and T688C; A433T, T617C, and A696T; A433T, T617C, and T702C;  
A433T, T617C, and A709G; A433T, T617C, and A712G; A433T, T617C, and T714G; A433T,  
T617C, and A790G; A433T, T617C, and A841T; A433T, T617C, and T862A; A433T, T688C,  
25 and A696T; A433T, T688C, and T702C; A433T, T688C, and A709G; A433T, T688C, and  
A712G; A433T, T688C, and T714G; A433T, T688C, and A790G; A433T, T688C, and A841T;  
A433T, T688C, and T862A; A433T, A696T, and T702C; A433T, A696T, and A709G; A433T,  
A696T, and A712G; A433T, A696T, and T714G; A433T, A696T, and A790G; A433T, A696T,  
and A841T; A433T, A696T, and T862A; A433T, T702C, and A709G; A433T, T702C, and  
30 A712G; A433T, T702C, and T714G; A433T, T702C, and A790G; A433T, T702C, and A841T;

A433T, T702C, and T862A; A433T, A709G, and A712G; A433T, A709G, and T714G; A433T, A709G, and A790G; A433T, A709G, and A841T; A433T, A709G, and T862A; A433T, A712G, and T714G; A433T, A712G, and A790G; A433T, A712G, and A841T; A433T, A712G, and T862A; A433T, T714G, and A790G; A433T, T714G, and A841T; A433T, T714G, and T862A; A433T, A790G, and A841T; A433T, A790G, and T862A; A433T, A841T, and T862A; A435G, T530A, and C572T; A435G, T530A, and T596C; A435G, T530A, and T617C; A435G, T530A, and T688C; A435G, T530A, and A696T; A435G, T530A, and T702C; A435G, T530A, and A709G; A435G, T530A, and A712G; A435G, T530A, and T714G; A435G, T530A, and A790G; A435G, T530A, and A841T; A435G, T530A, and T862A; A435G, C572T, and T596C; A435G, C572T, and T617C; A435G, C572T, and T688C; A435G, C572T, and A696T; A435G, C572T, and T702C; A435G, C572T, and A709G; A435G, C572T, and A712G; A435G, C572T, and T714G; A435G, C572T, and A790G; A435G, C572T, and A841T; A435G, C572T, and T862A; A435G, T596C, and T617C; A435G, T596C, and T688C; A435G, T596C, and A696T; A435G, T596C, and T702C; A435G, T596C, and A709G; A435G, T596C, and A712G; A435G, T596C, and T714G; A435G, T596C, and A790G; A435G, T596C, and A841T; A435G, T596C, and T862A; A435G, T617C, and T688C; A435G, T617C, and A696T; A435G, T617C, and T702C; A435G, T617C, and A709G; A435G, T617C, and A712G; A435G, T617C, and T714G; A435G, T617C, and A790G; A435G, T617C, and A841T; A435G, T617C, and T862A; A435G, T688C, and A696T; A435G, T688C, and T702C; A435G, T688C, and A709G; A435G, T688C, and A712G; A435G, T688C, and T714G; A435G, T688C, and A790G; A435G, T688C, and A841T; A435G, T688C, and T862A; A435G, A696T, and T702C; A435G, A696T, and A709G; A435G, A696T, and A712G; A435G, A696T, and T714G; A435G, A696T, and A790G; A435G, A696T, and A841T; A435G, A696T, and T862A; A435G, T702C, and A709G; A435G, T702C, and A712G; A435G, T702C, and T714G; A435G, T702C, and A790G; A435G, T702C, and A841T; A435G, T702C, and T862A; A435G, A709G, and A712G; A435G, A709G, and T714G; A435G, A709G, and A790G; A435G, A709G, and A841T; A435G, A709G, and T862A; A435G, A712G, and T714G; A435G, A712G, and A790G; A435G, A712G, and A841T; A435G, A712G, and T862A; A435G, T714G, and A790G; A435G, T714G, and A841T; A435G, T714G, and T862A; A435G, A790G, and A841T; A435G, A790G, and T862A; A435G, A841T, and T862A; T530A, C572T, and T596C; T530A, C572T, and T617C; T530A, C572T, and T688C;

T530A, C572T, and A696T; T530A, C572T, and T702C; T530A, C572T, and A709G; T530A,  
 C572T, and A712G; T530A, C572T, and T714G; T530A, C572T, and A790G; T530A, C572T,  
 and A841T; T530A, C572T, and T862A; T530A, T596C, and T617C; T530A, T596C, and  
 T688C; T530A, T596C, and A696T; T530A, T596C, and T702C; T530A, T596C, and A709G;  
 5 T530A, T596C, and A712G; T530A, T596C, and T714G; T530A, T596C, and A790G; T530A,  
 T596C, and A841T; T530A, T596C, and T862A; T530A, T617C, and T688C; T530A, T617C,  
 and A696T; T530A, T617C, and T702C; T530A, T617C, and A709G; T530A, T617C, and  
 A712G; T530A, T617C, and T714G; T530A, T617C, and A790G; T530A, T617C, and A841T;  
 T530A, T617C, and T862A; T530A, T688C, and A696T; T530A, T688C, and T702C; T530A,  
 10 T688C, and A709G; T530A, T688C, and A712G; T530A, T688C, and T714G; T530A, T688C,  
 and A790G; T530A, T688C, and A841T; T530A, T688C, and T862A; T530A, A696T, and  
 T702C; T530A, A696T, and A709G; T530A, A696T, and A712G; T530A, A696T, and T714G;  
 T530A, A696T, and A790G; T530A, A696T, and A841T; T530A, A696T, and T862A; T530A,  
 T702C, and A709G; T530A, T702C, and A712G; T530A, T702C, and T714G; T530A, T702C,  
 15 and A790G; T530A, T702C, and A841T; T530A, T702C, and T862A; T530A, A709G, and  
 A712G; T530A, A709G, and T714G; T530A, A709G, and A790G; T530A, A709G, and A841T;  
 T530A, A709G, and T862A; T530A, A712G, and T714G; T530A, A712G, and A790G; T530A,  
 A712G, and A841T; T530A, A712G, and T862A; T530A, T714G, and A790G; T530A, T714G,  
 and A841T; T530A, T714G, and T862A; T530A, A790G, and A841T; T530A, A790G, and  
 20 T862A; T530A, A841T, and T862A; C572T, T596C, and T617C; C572T, T596C, and T688C;  
 C572T, T596C, and A696T; C572T, T596C, and T702C; C572T, T596C, and A709G; C572T,  
 T596C, and A712G; C572T, T596C, and T714G; C572T, T596C, and A790G; C572T, T596C,  
 and A841T; C572T, T596C, and T862A; C572T, T617C, and T688C; C572T, T617C, and  
 A696T; C572T, T617C, and T702C; C572T, T617C, and A709G; C572T, T617C, and A712G;  
 25 C572T, T617C, and T714G; C572T, T617C, and A790G; C572T, T617C, and A841T; C572T,  
 T617C, and T862A; C572T, T688C, and A696T; C572T, T688C, and T702C; C572T, T688C,  
 and A709G; C572T, T688C, and A712G; C572T, T688C, and T714G; C572T, T688C, and  
 A790G; C572T, T688C, and A841T; C572T, T688C, and T862A; C572T, A696T, and T702C;  
 C572T, A696T, and A709G; C572T, A696T, and A712G; C572T, A696T, and T714G; C572T,  
 30 A696T, and A790G; C572T, A696T, and A841T; C572T, A696T, and T862A; C572T, T702C,

and A709G; C572T, T702C, and A712G; C572T, T702C, and T714G; C572T, T702C, and  
A790G; C572T, T702C, and A841T; C572T, T702C, and T862A; C572T, A709G, and A712G;  
C572T, A709G, and T714G; C572T, A709G, and A790G; C572T, A709G, and A841T; C572T,  
A709G, and T862A; C572T, A712G, and T714G; C572T, A712G, and A790G; C572T, A712G,  
5 and A841T; C572T, A712G, and T862A; C572T, T714G, and A790G; C572T, T714G, and  
A841T; C572T, T714G, and T862A; C572T, A790G, and A841T; C572T, A790G, and T862A;  
C572T, A841T, and T862A; T596C, T617C, and T688C; T596C, T617C, and A696T; T596C,  
T617C, and T702C; T596C, T617C, and A709G; T596C, T617C, and A712G; T596C, T617C,  
and T714G; T596C, T617C, and A790G; T596C, T617C, and A841T; T596C, T617C, and  
10 T862A; T596C, T688C, and A696T; T596C, T688C, and T702C; T596C, T688C, and A709G;  
T596C, T688C, and A712G; T596C, T688C, and T714G; T596C, T688C, and A790G; T596C,  
T688C, and A841T; T596C, T688C, and T862A; T596C, A696T, and T702C; T596C, A696T,  
and A709G; T596C, A696T, and A712G; T596C, A696T, and T714G; T596C, A696T, and  
A790G; T596C, A696T, and A841T; T596C, A696T, and T862A; T596C, T702C, and A709G;  
15 T596C, T702C, and A712G; T596C, T702C, and T714G; T596C, T702C, and A790G; T596C,  
T702C, and A841T; T596C, T702C, and T862A; T596C, A709G, and A712G; T596C, A709G,  
and T714G; T596C, A709G, and A790G; T596C, A709G, and A841T; T596C, A709G, and  
T862A; T596C, A712G, and T714G; T596C, A712G, and A790G; T596C, A712G, and A841T;  
T596C, A712G, and T862A; T596C, T714G, and A790G; T596C, T714G, and A841T; T596C,  
20 T714G, and T862A; T596C, A790G, and A841T; T596C, A790G, and T862A; T596C, A841T,  
and T862A; T617C, T688C, and A696T; T617C, T688C, and T702C; T617C, T688C, and  
A709G; T617C, T688C, and A712G; T617C, T688C, and T714G; T617C, T688C, and A790G;  
T617C, T688C, and A841T; T617C, T688C, and T862A; T617C, A696T, and T702C; T617C,  
A696T, and A709G; T617C, A696T, and A712G; T617C, A696T, and T714G; T617C, A696T,  
25 and A790G; T617C, A696T, and A841T; T617C, A696T, and T862A; T617C, T702C, and  
A709G; T617C, T702C, and A712G; T617C, T702C, and T714G; T617C, T702C, and A790G;  
T617C, T702C, and A841T; T617C, T702C, and T862A; T617C, A709G, and A712G; T617C,  
A709G, and T714G; T617C, A709G, and A790G; T617C, A709G, and A841T; T617C, A709G,  
and T862A; T617C, A712G, and T714G; T617C, A712G, and A790G; T617C, A712G, and  
30 A841T; T617C, A712G, and T862A; T617C, T714G, and A790G; T617C, T714G, and A841T;

T617C, T714G, and T862A; T617C, A790G, and A841T; T617C, A790G, and T862A; T617C,  
 A841T, and T862A; T688C, A696T, and T702C; T688C, A696T, and A709G; T688C, A696T,  
 and A712G; T688C, A696T, and T714G; T688C, A696T, and A790G; T688C, A696T, and  
 5 A841T; T688C, A696T, and T862A; T688C, T702C, and A709G; T688C, T702C, and A712G;  
 T688C, T702C, and T714G; T688C, T702C, and A790G; T688C, T702C, and A841T; T688C,  
 T702C, and T862A; T688C, A709G, and A712G; T688C, A709G, and T714G; T688C, A709G,  
 and A790G; T688C, A709G, and A841T; T688C, A709G, and T862A; T688C, A712G, and  
 T714G; T688C, A712G, and A790G; T688C, A712G, and A841T; T688C, A712G, and T862A;  
 T688C, T714G, and A790G; T688C, T714G, and A841T; T688C, T714G, and T862A; T688C,  
 10 A790G, and A841T; T688C, A790G, and T862A; T688C, A841T, and T862A; A696T, T702C,  
 and A709G; A696T, T702C, and A712G; A696T, T702C, and T714G; A696T, T702C, and  
 A790G; A696T, T702C, and A841T; A696T, T702C, and T862A; A696T, A709G, and A712G;  
 A696T, A709G, and T714G; A696T, A709G, and A790G; A696T, A709G, and A841T; A696T,  
 A709G, and T862A; A696T, A712G, and T714G; A696T, A712G, and A790G; A696T, A712G,  
 15 and A841T; A696T, A712G, and T862A; A696T, T714G, and A790G; A696T, T714G, and  
 A841T; A696T, T714G, and T862A; A696T, A790G, and A841T; A696T, A790G, and T862A;  
 A696T, A841T, and T862A; T702C, A709G, and A712G; T702C, A709G, and T714G; T702C,  
 A709G, and A790G; T702C, A709G, and A841T; T702C, A709G, and T862A; T702C, A712G,  
 and T714G; T702C, A712G, and A790G; T702C, A712G, and A841T; T702C, A712G, and  
 20 T862A; T702C, T714G, and A790G; T702C, T714G, and A841T; T702C, T714G, and T862A;  
 T702C, A790G, and A841T; T702C, A790G, and T862A; T702C, A841T, and T862A; A709G,  
 A712G, and T714G; A709G, A712G, and A790G; A709G, A712G, and A841T; A709G,  
 A712G, and T862A; A709G, T714G, and A790G; A709G, T714G, and A841T; A709G, T714G,  
 and T862A; A709G, A790G, and A841T; A709G, A790G, and T862A; A709G, A841T, and  
 25 T862A; A712G, T714G, and A790G; A712G, T714G, and A841T; A712G, T714G, and T862A;  
 A712G, A790G, and A841T; A712G, A790G, and T862A; A712G, A841T, and T862A; T714G,  
 A790G, and A841T; T714G, A790G, and T862A; T714G, A841T, and T862A; or A790G,  
 A841T, and T862A.

In some embodiments, the nucleotide sequence of a promoter element as provided herein  
 30 can include two mutations as compared to the nucleotide sequence of a reference promoter

element. For example, in some embodiments, two mutations corresponding to the following mutations relative to SEQ ID NO: 28 can be present in a promoter sequence: T688C and A696T; T688C and T702C; T688C and A712G; T688C and T714G; A696T and T702C; A696T and A712G; A696T and T714G; T702C and A712G; T702C and T714G; or A712G and T714G.

5 In some embodiments, the nucleotide sequence of a promoter element as provided herein can include three mutations as compared to the nucleotide sequence of a reference promoter element. For example, in some embodiments, three mutations corresponding to the following mutations relative to SEQ ID NO: 28 can be present in a promoter sequence: T688C, A696T, and T702C; T688C, A696T, and A712G; T688C, A696T, and T714G; T688C, T702C, and A712G; 10 T688C, T702C, and T714G; T688C, A712G, and T714G; A696T, T702C, and A712G; A696T, T702C, and T714G; A696T, A712G, and T714G; or T702C, A712G, and T714G.

In some embodiments, the nucleotide sequence of a promoter element as provided herein can include four mutations as compared to the nucleotide sequence of a reference promoter element. For example, in some embodiments, four mutations corresponding to the following mutations relative to SEQ ID NO: 28 can be present in a promoter sequence: T688C, A696T, 15 T702C, and A712G; T688C, A696T, T702C, and T714G; T688C, A696T, A712G, and T714G; T688C, T702C, A712G, and T714G; or A696T, T702C, A712G, and T714G.

In some embodiments, the nucleotide sequence of a promoter element as provided herein can include five mutations as compared to the nucleotide sequence of a reference promoter 20 element. For example, in some embodiments, five mutations corresponding to the following mutations relative to SEQ ID NO: 28 can be present in a promoter sequence: T688C, A696T, T702C, A712G, and T714G.

In some embodiments, the nucleotide sequence of a promoter element as provided herein can include two mutations as compared to the nucleotide sequence of a reference promoter 25 element. For example, in some embodiments, two mutations corresponding to the following mutations relative to SEQ ID NO: 28 can be present in a promoter sequence: 146C and 154T; 146C and 303C; 146C and 426A; 146C and 433T; 146C and 435G; 146C and 530A; 146C and 572T; 146C and 596C; 146C and 617C; 146C and 688C; 146C and 696T; 146C and 702C; 146C and 709G; 146C and 712G; 146C and 714G; 146C and 790G; 146C and A841T; 146C and 862A; 154T and 303C; 154T and 426A; 154T and 433T; 154T and 435G; 154T and 530A; 154T 30

and 572T; 154T and 596C; 154T and 617C; 154T and 688C; 154T and 696T; 154T and 702C;  
154T and 709G; 154T and 712G; 154T and 714G; 154T and 790G; 154T and A841T; 154T and  
862A; 303C and 426A; 303C and 433T; 303C and 435G; 303C and 530A; 303C and 572T; 303C  
and 596C; 303C and 617C; 303C and 688C; 303C and 696T; 303C and 702C; 303C and 709G;  
5 303C and 712G; 303C and 714G; 303C and 790G; 303C and A841T; 303C and 862A; 426A and  
433T; 426A and 435G; 426A and 530A; 426A and 572T; 426A and 596C; 426A and 617C;  
426A and 688C; 426A and 696T; 426A and 702C; 426A and 709G; 426A and 712G; 426A and  
714G; 426A and 790G; 426A and A841T; 426A and 862A; 433T and 435G; 433T and 530A;  
433T and 572T; 433T and 596C; 433T and 617C; 433T and 688C; 433T and 696T; 433T and  
10 702C; 433T and 709G; 433T and 712G; 433T and 714G; 433T and 790G; 433T and A841T;  
433T and 862A; 435G and 530A; 435G and 572T; 435G and 596C; 435G and 617C; 435G and  
688C; 435G and 696T; 435G and 702C; 435G and 709G; 435G and 712G; 435G and 714G;  
435G and 790G; 435G and A841T; 435G and 862A; 530A and 572T; 530A and 596C; 530A and  
617C; 530A and 688C; 530A and 696T; 530A and 702C; 530A and 709G; 530A and 712G;  
15 530A and 714G; 530A and 790G; 530A and A841T; 530A and 862A; 572T and 596C; 572T and  
617C; 572T and 688C; 572T and 696T; 572T and 702C; 572T and 709G; 572T and 712G; 572T  
and 714G; 572T and 790G; 572T and A841T; 572T and 862A; 596C and 617C; 596C and 688C;  
596C and 696T; 596C and 702C; 596C and 709G; 596C and 712G; 596C and 714G; 596C and  
790G; 596C and A841T; 596C and 862A; 617C and 688C; 617C and 696T; 617C and 702C;  
20 617C and 709G; 617C and 712G; 617C and 714G; 617C and 790G; 617C and A841T; 617C and  
862A; 688C and 696T; 688C and 702C; 688C and 709G; 688C and 712G; 688C and 714G;  
688C and 790G; 688C and A841T; 688C and 862A; 696T and 702C; 696T and 709G; 696T and  
712G; 696T and 714G; 696T and 790G; 696T and A841T; 696T and 862A; 702C and 709G;  
702C and 712G; 702C and 714G; 702C and 790G; 702C and A841T; 702C and 862A; 709G and  
25 712G; 709G and 714G; 709G and 790G; 709G and A841T; 709G and 862A; 712G and 714G;  
712G and 790G; 712G and A841T; 712G and 862A; 714G and 790G; 714G and A841T; 714G  
and 862A; 790G and A841T; 790G and 862A; or A841T and 862A, as long as the indicated  
nucleobase is not the same as the corresponding naturally-occurring nucleobase.

In some embodiments, the nucleotide sequence of a promoter element as provided herein  
30 can include three mutations as compared to the nucleotide sequence of a reference promoter

element. For example, in some embodiments, three mutations corresponding to the following mutations relative to SEQ ID NO: 28 can be present in a promoter sequence: 146C, 154T, and 303C; 146C, 154T, and 426A; 146C, 154T, and 433T; 146C, 154T, and 435G; 146C, 154T, and 530A; 146C, 154T, and 572T; 146C, 154T, and 596C; 146C, 154T, and 617C; 146C, 154T, and 688C; 146C, 154T, and 696T; 146C, 154T, and 702C; 146C, 154T, and 709G; 146C, 154T, and 712G; 146C, 154T, and 714G; 146C, 154T, and 790G; 146C, 154T, and A841T; 146C, 154T, and 862A; 146C, 303C, and 426A; 146C, 303C, and 433T; 146C, 303C, and 435G; 146C, 303C, and 530A; 146C, 303C, and 572T; 146C, 303C, and 596C; 146C, 303C, and 617C; 146C, 303C, and 688C; 146C, 303C, and 696T; 146C, 303C, and 702C; 146C, 303C, and 709G; 146C, 303C, and 712G; 146C, 303C, and 714G; 146C, 303C, and 790G; 146C, 303C, and A841T; 146C, 303C, and 862A; 146C, 426A, and 433T; 146C, 426A, and 435G; 146C, 426A, and 530A; 146C, 426A, and 572T; 146C, 426A, and 596C; 146C, 426A, and 617C; 146C, 426A, and 688C; 146C, 426A, and 696T; 146C, 426A, and 702C; 146C, 426A, and 709G; 146C, 426A, and 712G; 146C, 426A, and 714G; 146C, 426A, and 790G; 146C, 426A, and A841T; 146C, 426A, and 862A; 146C, 433T, and 435G; 146C, 433T, and 530A; 146C, 433T, and 572T; 146C, 433T, and 596C; 146C, 433T, and 617C; 146C, 433T, and 688C; 146C, 433T, and 696T; 146C, 433T, and 702C; 146C, 433T, and 709G; 146C, 433T, and 712G; 146C, 433T, and 714G; 146C, 433T, and 790G; 146C, 433T, and A841T; 146C, 433T, and 862A; 146C, 435G, and 530A; 146C, 435G, and 572T; 146C, 435G, and 596C; 146C, 435G, and 617C; 146C, 435G, and 688C; 146C, 435G, and 696T; 146C, 435G, and 702C; 146C, 435G, and 709G; 146C, 435G, and 712G; 146C, 435G, and 714G; 146C, 435G, and 790G; 146C, 435G, and A841T; 146C, 435G, and 862A; 146C, 530A, and 572T; 146C, 530A, and 596C; 146C, 530A, and 617C; 146C, 530A, and 688C; 146C, 530A, and 696T; 146C, 530A, and 702C; 146C, 530A, and 709G; 146C, 530A, and 712G; 146C, 530A, and 714G; 146C, 530A, and 790G; 146C, 530A, and A841T; 146C, 530A, and 862A; 146C, 572T, and 596C; 146C, 572T, and 617C; 146C, 572T, and 688C; 146C, 572T, and 696T; 146C, 572T, and 702C; 146C, 572T, and 709G; 146C, 572T, and 712G; 146C, 572T, and 714G; 146C, 572T, and 790G; 146C, 572T, and A841T; 146C, 572T, and 862A; 146C, 596C, and 617C; 146C, 596C, and 688C; 146C, 596C, and 696T; 146C, 596C, and 702C; 146C, 596C, and 709G; 146C, 596C, and 712G; 146C, 596C, and 714G; 146C, 596C, and 790G; 146C, 596C, and A841T; 146C, 596C, and 862A; 146C, 617C, and 688C; 146C, 617C, and 696T; 146C, 617C,

and 702C; 146C, 617C, and 709G; 146C, 617C, and 712G; 146C, 617C, and 714G; 146C, 617C,  
and 790G; 146C, 617C, and A841T; 146C, 617C, and 862A; 146C, 688C, and 696T; 146C,  
688C, and 702C; 146C, 688C, and 709G; 146C, 688C, and 712G; 146C, 688C, and 714G; 146C,  
688C, and 790G; 146C, 688C, and A841T; 146C, 688C, and 862A; 146C, 696T, and 702C;  
5 146C, 696T, and 709G; 146C, 696T, and 712G; 146C, 696T, and 714G; 146C, 696T, and 790G;  
146C, 696T, and A841T; 146C, 696T, and 862A; 146C, 702C, and 709G; 146C, 702C, and  
712G; 146C, 702C, and 714G; 146C, 702C, and 790G; 146C, 702C, and A841T; 146C, 702C,  
and 862A; 146C, 709G, and 712G; 146C, 709G, and 714G; 146C, 709G, and 790G; 146C,  
709G, and A841T; 146C, 709G, and 862A; 146C, 712G, and 714G; 146C, 712G, and 790G;  
10 146C, 712G, and A841T; 146C, 712G, and 862A; 146C, 714G, and 790G; 146C, 714G, and  
A841T; 146C, 714G, and 862A; 146C, 790G, and A841T; 146C, 790G, and 862A; 146C,  
A841T, and 862A; 154T, 303C, and 426A; 154T, 303C, and 433T; 154T, 303C, and 435G;  
154T, 303C, and 530A; 154T, 303C, and 572T; 154T, 303C, and 596C; 154T, 303C, and 617C;  
154T, 303C, and 688C; 154T, 303C, and 696T; 154T, 303C, and 702C; 154T, 303C, and 709G;  
15 154T, 303C, and 712G; 154T, 303C, and 714G; 154T, 303C, and 790G; 154T, 303C, and  
A841T; 154T, 303C, and 862A; 154T, 426A, and 433T; 154T, 426A, and 435G; 154T, 426A,  
and 530A; 154T, 426A, and 572T; 154T, 426A, and 596C; 154T, 426A, and 617C; 154T, 426A,  
and 688C; 154T, 426A, and 696T; 154T, 426A, and 702C; 154T, 426A, and 709G; 154T, 426A,  
and 712G; 154T, 426A, and 714G; 154T, 426A, and 790G; 154T, 426A, and A841T; 154T,  
20 426A, and 862A; 154T, 433T, and 435G; 154T, 433T, and 530A; 154T, 433T, and 572T; 154T,  
433T, and 596C; 154T, 433T, and 617C; 154T, 433T, and 688C; 154T, 433T, and 696T; 154T,  
433T, and 702C; 154T, 433T, and 709G; 154T, 433T, and 712G; 154T, 433T, and 714G; 154T,  
433T, and 790G; 154T, 433T, and A841T; 154T, 433T, and 862A; 154T, 435G, and 530A;  
154T, 435G, and 572T; 154T, 435G, and 596C; 154T, 435G, and 617C; 154T, 435G, and 688C;  
25 154T, 435G, and 696T; 154T, 435G, and 702C; 154T, 435G, and 709G; 154T, 435G, and 712G;  
154T, 435G, and 714G; 154T, 435G, and 790G; 154T, 435G, and A841T; 154T, 435G, and  
862A; 154T, 530A, and 572T; 154T, 530A, and 596C; 154T, 530A, and 617C; 154T, 530A, and  
688C; 154T, 530A, and 696T; 154T, 530A, and 702C; 154T, 530A, and 709G; 154T, 530A, and  
712G; 154T, 530A, and 714G; 154T, 530A, and 790G; 154T, 530A, and A841T; 154T, 530A,  
30 and 862A; 154T, 572T, and 596C; 154T, 572T, and 617C; 154T, 572T, and 688C; 154T, 572T,

and 696T; 154T, 572T, and 702C; 154T, 572T, and 709G; 154T, 572T, and 712G; 154T, 572T,  
 and 714G; 154T, 572T, and 790G; 154T, 572T, and A841T; 154T, 572T, and 862A; 154T,  
 596C, and 617C; 154T, 596C, and 688C; 154T, 596C, and 696T; 154T, 596C, and 702C; 154T,  
 596C, and 709G; 154T, 596C, and 712G; 154T, 596C, and 714G; 154T, 596C, and 790G; 154T,  
 596C, and A841T; 154T, 596C, and 862A; 154T, 617C, and 688C; 154T, 617C, and 696T;  
 154T, 617C, and 702C; 154T, 617C, and 709G; 154T, 617C, and 712G; 154T, 617C, and 714G;  
 154T, 617C, and 790G; 154T, 617C, and A841T; 154T, 617C, and 862A; 154T, 688C, and  
 696T; 154T, 688C, and 702C; 154T, 688C, and 709G; 154T, 688C, and 712G; 154T, 688C, and  
 714G; 154T, 688C, and 790G; 154T, 688C, and A841T; 154T, 688C, and 862A; 154T, 696T,  
 and 702C; 154T, 696T, and 709G; 154T, 696T, and 712G; 154T, 696T, and 714G; 154T, 696T,  
 and 790G; 154T, 696T, and A841T; 154T, 696T, and 862A; 154T, 702C, and 709G; 154T,  
 702C, and 712G; 154T, 702C, and 714G; 154T, 702C, and 790G; 154T, 702C, and A841T;  
 154T, 702C, and 862A; 154T, 709G, and 712G; 154T, 709G, and 714G; 154T, 709G, and 790G;  
 154T, 709G, and A841T; 154T, 709G, and 862A; 154T, 712G, and 714G; 154T, 712G, and  
 790G; 154T, 712G, and A841T; 154T, 712G, and 862A; 154T, 714G, and 790G; 154T, 714G,  
 and A841T; 154T, 714G, and 862A; 154T, 790G, and A841T; 154T, 790G, and 862A; 154T,  
 A841T, and 862A; 303C, 426A, and 433T; 303C, 426A, and 435G; 303C, 426A, and 530A;  
 303C, 426A, and 572T; 303C, 426A, and 596C; 303C, 426A, and 617C; 303C, 426A, and 688C;  
 303C, 426A, and 696T; 303C, 426A, and 702C; 303C, 426A, and 709G; 303C, 426A, and 712G;  
 303C, 426A, and 714G; 303C, 426A, and 790G; 303C, 426A, and A841T; 303C, 426A, and  
 862A; 303C, 433T, and 435G; 303C, 433T, and 530A; 303C, 433T, and 572T; 303C, 433T, and  
 596C; 303C, 433T, and 617C; 303C, 433T, and 688C; 303C, 433T, and 696T; 303C, 433T, and  
 702C; 303C, 433T, and 709G; 303C, 433T, and 712G; 303C, 433T, and 714G; 303C, 433T, and  
 790G; 303C, 433T, and A841T; 303C, 433T, and 862A; 303C, 435G, and 530A; 303C, 435G,  
 and 572T; 303C, 435G, and 596C; 303C, 435G, and 617C; 303C, 435G, and 688C; 303C, 435G,  
 and 696T; 303C, 435G, and 702C; 303C, 435G, and 709G; 303C, 435G, and 712G; 303C, 435G,  
 and 714G; 303C, 435G, and 790G; 303C, 435G, and A841T; 303C, 435G, and 862A; 303C,  
 530A, and 572T; 303C, 530A, and 596C; 303C, 530A, and 617C; 303C, 530A, and 688C; 303C,  
 530A, and 696T; 303C, 530A, and 702C; 303C, 530A, and 709G; 303C, 530A, and 712G; 303C,  
 530A, and 714G; 303C, 530A, and 790G; 303C, 530A, and A841T; 303C, 530A, and 862A;

303C, 572T, and 596C; 303C, 572T, and 617C; 303C, 572T, and 688C; 303C, 572T, and 696T;  
303C, 572T, and 702C; 303C, 572T, and 709G; 303C, 572T, and 712G; 303C, 572T, and 714G;  
303C, 572T, and 790G; 303C, 572T, and A841T; 303C, 572T, and 862A; 303C, 596C, and  
617C; 303C, 596C, and 688C; 303C, 596C, and 696T; 303C, 596C, and 702C; 303C, 596C, and  
5 709G; 303C, 596C, and 712G; 303C, 596C, and 714G; 303C, 596C, and 790G; 303C, 596C, and  
A841T; 303C, 596C, and 862A; 303C, 617C, and 688C; 303C, 617C, and 696T; 303C, 617C,  
and 702C; 303C, 617C, and 709G; 303C, 617C, and 712G; 303C, 617C, and 714G; 303C, 617C,  
and 790G; 303C, 617C, and A841T; 303C, 617C, and 862A; 303C, 688C, and 696T; 303C,  
688C, and 702C; 303C, 688C, and 709G; 303C, 688C, and 712G; 303C, 688C, and 714G; 303C,  
10 688C, and 790G; 303C, 688C, and A841T; 303C, 688C, and 862A; 303C, 696T, and 702C;  
303C, 696T, and 709G; 303C, 696T, and 712G; 303C, 696T, and 714G; 303C, 696T, and 790G;  
303C, 696T, and A841T; 303C, 696T, and 862A; 303C, 702C, and 709G; 303C, 702C, and  
712G; 303C, 702C, and 714G; 303C, 702C, and 790G; 303C, 702C, and A841T; 303C, 702C,  
and 862A; 303C, 709G, and 712G; 303C, 709G, and 714G; 303C, 709G, and 790G; 303C,  
15 709G, and A841T; 303C, 709G, and 862A; 303C, 712G, and 714G; 303C, 712G, and 790G;  
303C, 712G, and A841T; 303C, 712G, and 862A; 303C, 714G, and 790G; 303C, 714G, and  
A841T; 303C, 714G, and 862A; 303C, 790G, and A841T; 303C, 790G, and 862A; 303C,  
A841T, and 862A; 426A, 433T, and 435G; 426A, 433T, and 530A; 426A, 433T, and 572T;  
426A, 433T, and 596C; 426A, 433T, and 617C; 426A, 433T, and 688C; 426A, 433T, and 696T;  
20 426A, 433T, and 702C; 426A, 433T, and 709G; 426A, 433T, and 712G; 426A, 433T, and 714G;  
426A, 433T, and 790G; 426A, 433T, and A841T; 426A, 433T, and 862A; 426A, 435G, and  
530A; 426A, 435G, and 572T; 426A, 435G, and 596C; 426A, 435G, and 617C; 426A, 435G,  
and 688C; 426A, 435G, and 696T; 426A, 435G, and 702C; 426A, 435G, and 709G; 426A,  
435G, and 712G; 426A, 435G, and 714G; 426A, 435G, and 790G; 426A, 435G, and A841T;  
25 426A, 435G, and 862A; 426A, 530A, and 572T; 426A, 530A, and 596C; 426A, 530A, and  
617C; 426A, 530A, and 688C; 426A, 530A, and 696T; 426A, 530A, and 702C; 426A, 530A,  
and 709G; 426A, 530A, and 712G; 426A, 530A, and 714G; 426A, 530A, and 790G; 426A,  
530A, and A841T; 426A, 530A, and 862A; 426A, 572T, and 596C; 426A, 572T, and 617C;  
426A, 572T, and 688C; 426A, 572T, and 696T; 426A, 572T, and 702C; 426A, 572T, and 709G;  
30 426A, 572T, and 712G; 426A, 572T, and 714G; 426A, 572T, and 790G; 426A, 572T, and

A841T; 426A, 572T, and 862A; 426A, 596C, and 617C; 426A, 596C, and 688C; 426A, 596C, and 696T; 426A, 596C, and 702C; 426A, 596C, and 709G; 426A, 596C, and 712G; 426A, 596C, and 714G; 426A, 596C, and 790G; 426A, 596C, and A841T; 426A, 596C, and 862A; 426A, 617C, and 688C; 426A, 617C, and 696T; 426A, 617C, and 702C; 426A, 617C, and 709G; 426A, 617C, and 712G; 426A, 617C, and 714G; 426A, 617C, and 790G; 426A, 617C, and A841T; 426A, 617C, and 862A; 426A, 688C, and 696T; 426A, 688C, and 702C; 426A, 688C, and 709G; 426A, 688C, and 712G; 426A, 688C, and 714G; 426A, 688C, and 790G; 426A, 688C, and A841T; 426A, 688C, and 862A; 426A, 696T, and 702C; 426A, 696T, and 709G; 426A, 696T, and 712G; 426A, 696T, and 714G; 426A, 696T, and 790G; 426A, 696T, and A841T; 426A, 696T, and 862A; 426A, 702C, and 709G; 426A, 702C, and 712G; 426A, 702C, and 714G; 426A, 702C, and 790G; 426A, 702C, and A841T; 426A, 702C, and 862A; 426A, 709G, and 712G; 426A, 709G, and 714G; 426A, 709G, and 790G; 426A, 709G, and A841T; 426A, 709G, and 862A; 426A, 712G, and 714G; 426A, 712G, and 790G; 426A, 712G, and A841T; 426A, 712G, and 862A; 426A, 714G, and 790G; 426A, 714G, and A841T; 426A, 714G, and 862A; 426A, 790G, and A841T; 426A, 790G, and 862A; 426A, A841T, and 862A; 433T, 435G, and 530A; 433T, 435G, and 572T; 433T, 435G, and 596C; 433T, 435G, and 617C; 433T, 435G, and 688C; 433T, 435G, and 696T; 433T, 435G, and 702C; 433T, 435G, and 709G; 433T, 435G, and 712G; 433T, 435G, and 714G; 433T, 435G, and 790G; 433T, 435G, and A841T; 433T, 435G, and 862A; 433T, 530A, and 572T; 433T, 530A, and 596C; 433T, 530A, and 617C; 433T, 530A, and 688C; 433T, 530A, and 696T; 433T, 530A, and 702C; 433T, 530A, and 709G; 433T, 530A, and 712G; 433T, 530A, and 714G; 433T, 530A, and 790G; 433T, 530A, and A841T; 433T, 530A, and 862A; 433T, 572T, and 596C; 433T, 572T, and 617C; 433T, 572T, and 688C; 433T, 572T, and 696T; 433T, 572T, and 702C; 433T, 572T, and 709G; 433T, 572T, and 712G; 433T, 572T, and 714G; 433T, 572T, and 790G; 433T, 572T, and A841T; 433T, 572T, and 862A; 433T, 596C, and 617C; 433T, 596C, and 688C; 433T, 596C, and 696T; 433T, 596C, and 702C; 433T, 596C, and 709G; 433T, 596C, and 712G; 433T, 596C, and 714G; 433T, 596C, and 790G; 433T, 596C, and A841T; 433T, 596C, and 862A; 433T, 617C, and 688C; 433T, 617C, and 696T; 433T, 617C, and 702C; 433T, 617C, and 709G; 433T, 617C, and 712G; 433T, 617C, and 714G; 433T, 617C, and 790G; 433T, 617C, and A841T; 433T, 617C, and 862A; 433T, 688C, and 696T; 433T, 688C, and 702C; 433T, 688C, and 709G; 433T, 688C, and 712G; 433T, 688C,

and 714G; 433T, 688C, and 790G; 433T, 688C, and A841T; 433T, 688C, and 862A; 433T,  
696T, and 702C; 433T, 696T, and 709G; 433T, 696T, and 712G; 433T, 696T, and 714G; 433T,  
696T, and 790G; 433T, 696T, and A841T; 433T, 696T, and 862A; 433T, 702C, and 709G;  
433T, 702C, and 712G; 433T, 702C, and 714G; 433T, 702C, and 790G; 433T, 702C, and  
5 A841T; 433T, 702C, and 862A; 433T, 709G, and 712G; 433T, 709G, and 714G; 433T, 709G,  
and 790G; 433T, 709G, and A841T; 433T, 709G, and 862A; 433T, 712G, and 714G; 433T,  
712G, and 790G; 433T, 712G, and A841T; 433T, 712G, and 862A; 433T, 714G, and 790G;  
433T, 714G, and A841T; 433T, 714G, and 862A; 433T, 790G, and A841T; 433T, 790G, and  
862A; 433T, A841T, and 862A; 435G, 530A, and 572T; 435G, 530A, and 596C; 435G, 530A,  
10 and 617C; 435G, 530A, and 688C; 435G, 530A, and 696T; 435G, 530A, and 702C; 435G,  
530A, and 709G; 435G, 530A, and 712G; 435G, 530A, and 714G; 435G, 530A, and 790G;  
435G, 530A, and A841T; 435G, 530A, and 862A; 435G, 572T, and 596C; 435G, 572T, and  
617C; 435G, 572T, and 688C; 435G, 572T, and 696T; 435G, 572T, and 702C; 435G, 572T, and  
709G; 435G, 572T, and 712G; 435G, 572T, and 714G; 435G, 572T, and 790G; 435G, 572T, and  
15 A841T; 435G, 572T, and 862A; 435G, 596C, and 617C; 435G, 596C, and 688C; 435G, 596C,  
and 696T; 435G, 596C, and 702C; 435G, 596C, and 709G; 435G, 596C, and 712G; 435G, 596C,  
and 714G; 435G, 596C, and 790G; 435G, 596C, and A841T; 435G, 596C, and 862A; 435G,  
617C, and 688C; 435G, 617C, and 696T; 435G, 617C, and 702C; 435G, 617C, and 709G; 435G,  
617C, and 712G; 435G, 617C, and 714G; 435G, 617C, and 790G; 435G, 617C, and A841T;  
20 435G, 617C, and 862A; 435G, 688C, and 696T; 435G, 688C, and 702C; 435G, 688C, and 709G;  
435G, 688C, and 712G; 435G, 688C, and 714G; 435G, 688C, and 790G; 435G, 688C, and  
A841T; 435G, 688C, and 862A; 435G, 696T, and 702C; 435G, 696T, and 709G; 435G, 696T,  
and 712G; 435G, 696T, and 714G; 435G, 696T, and 790G; 435G, 696T, and A841T; 435G,  
696T, and 862A; 435G, 702C, and 709G; 435G, 702C, and 712G; 435G, 702C, and 714G;  
25 435G, 702C, and 790G; 435G, 702C, and A841T; 435G, 702C, and 862A; 435G, 709G, and  
712G; 435G, 709G, and 714G; 435G, 709G, and 790G; 435G, 709G, and A841T; 435G, 709G,  
and 862A; 435G, 712G, and 714G; 435G, 712G, and 790G; 435G, 712G, and A841T; 435G,  
712G, and 862A; 435G, 714G, and 790G; 435G, 714G, and A841T; 435G, 714G, and 862A;  
435G, 790G, and A841T; 435G, 790G, and 862A; 435G, A841T, and 862A; 530A, 572T, and  
30 596C; 530A, 572T, and 617C; 530A, 572T, and 688C; 530A, 572T, and 696T; 530A, 572T, and

702C; 530A, 572T, and 709G; 530A, 572T, and 712G; 530A, 572T, and 714G; 530A, 572T, and 790G; 530A, 572T, and A841T; 530A, 572T, and 862A; 530A, 596C, and 617C; 530A, 596C, and 688C; 530A, 596C, and 696T; 530A, 596C, and 702C; 530A, 596C, and 709G; 530A, 596C, and 712G; 530A, 596C, and 714G; 530A, 596C, and 790G; 530A, 596C, and A841T; 530A, 596C, and 862A; 530A, 617C, and 688C; 530A, 617C, and 696T; 530A, 617C, and 702C; 530A, 617C, and 709G; 530A, 617C, and 712G; 530A, 617C, and 714G; 530A, 617C, and 790G; 530A, 617C, and A841T; 530A, 617C, and 862A; 530A, 688C, and 696T; 530A, 688C, and 702C; 530A, 688C, and 709G; 530A, 688C, and 712G; 530A, 688C, and 714G; 530A, 688C, and 790G; 530A, 688C, and A841T; 530A, 688C, and 862A; 530A, 696T, and 702C; 530A, 696T, and 709G; 530A, 696T, and 712G; 530A, 696T, and 714G; 530A, 696T, and 790G; 530A, 696T, and A841T; 530A, 696T, and 862A; 530A, 702C, and 709G; 530A, 702C, and 712G; 530A, 702C, and 714G; 530A, 702C, and 790G; 530A, 702C, and A841T; 530A, 702C, and 862A; 530A, 709G, and 712G; 530A, 709G, and 714G; 530A, 709G, and 790G; 530A, 709G, and A841T; 530A, 709G, and 862A; 530A, 712G, and 714G; 530A, 712G, and 790G; 530A, 712G, and A841T; 530A, 712G, and 862A; 530A, 714G, and 790G; 530A, 714G, and A841T; 530A, 714G, and 862A; 530A, 790G, and A841T; 530A, 790G, and 862A; 530A, A841T, and 862A; 572T, 596C, and 617C; 572T, 596C, and 688C; 572T, 596C, and 696T; 572T, 596C, and 702C; 572T, 596C, and 709G; 572T, 596C, and 712G; 572T, 596C, and 714G; 572T, 596C, and 790G; 572T, 596C, and A841T; 572T, 596C, and 862A; 572T, 617C, and 688C; 572T, 617C, and 696T; 572T, 617C, and 702C; 572T, 617C, and 709G; 572T, 617C, and 712G; 572T, 617C, and 714G; 572T, 617C, and 790G; 572T, 617C, and A841T; 572T, 617C, and 862A; 572T, 688C, and 696T; 572T, 688C, and 702C; 572T, 688C, and 709G; 572T, 688C, and 712G; 572T, 688C, and 714G; 572T, 688C, and 790G; 572T, 688C, and A841T; 572T, 688C, and 862A; 572T, 696T, and 702C; 572T, 696T, and 709G; 572T, 696T, and 712G; 572T, 696T, and 714G; 572T, 696T, and 790G; 572T, 696T, and A841T; 572T, 696T, and 862A; 572T, 702C, and 709G; 572T, 702C, and 712G; 572T, 702C, and 714G; 572T, 702C, and 790G; 572T, 702C, and A841T; 572T, 702C, and 862A; 572T, 709G, and 712G; 572T, 709G, and 714G; 572T, 709G, and 790G; 572T, 709G, and A841T; 572T, 709G, and 862A; 572T, 712G, and 714G; 572T, 712G, and 790G; 572T, 712G, and A841T; 572T, 712G, and 862A; 572T, 714G, and 790G; 572T, 714G, and A841T; 572T, 714G, and 862A; 572T, 790G, and A841T; 572T, 790G, and

862A; 572T, A841T, and 862A; 596C, 617C, and 688C; 596C, 617C, and 696T; 596C, 617C,  
and 702C; 596C, 617C, and 709G; 596C, 617C, and 712G; 596C, 617C, and 714G; 596C, 617C,  
and 790G; 596C, 617C, and A841T; 596C, 617C, and 862A; 596C, 688C, and 696T; 596C,  
688C, and 702C; 596C, 688C, and 709G; 596C, 688C, and 712G; 596C, 688C, and 714G; 596C,  
5 688C, and 790G; 596C, 688C, and A841T; 596C, 688C, and 862A; 596C, 696T, and 702C;  
596C, 696T, and 709G; 596C, 696T, and 712G; 596C, 696T, and 714G; 596C, 696T, and 790G;  
596C, 696T, and A841T; 596C, 696T, and 862A; 596C, 702C, and 709G; 596C, 702C, and  
712G; 596C, 702C, and 714G; 596C, 702C, and 790G; 596C, 702C, and A841T; 596C, 702C,  
and 862A; 596C, 709G, and 712G; 596C, 709G, and 714G; 596C, 709G, and 790G; 596C,  
10 709G, and A841T; 596C, 709G, and 862A; 596C, 712G, and 714G; 596C, 712G, and 790G;  
596C, 712G, and A841T; 596C, 712G, and 862A; 596C, 714G, and 790G; 596C, 714G, and  
A841T; 596C, 714G, and 862A; 596C, 790G, and A841T; 596C, 790G, and 862A; 596C,  
A841T, and 862A; 617C, 688C, and 696T; 617C, 688C, and 702C; 617C, 688C, and 709G;  
617C, 688C, and 712G; 617C, 688C, and 714G; 617C, 688C, and 790G; 617C, 688C, and  
15 A841T; 617C, 688C, and 862A; 617C, 696T, and 702C; 617C, 696T, and 709G; 617C, 696T,  
and 712G; 617C, 696T, and 714G; 617C, 696T, and 790G; 617C, 696T, and A841T; 617C,  
696T, and 862A; 617C, 702C, and 709G; 617C, 702C, and 712G; 617C, 702C, and 714G; 617C,  
702C, and 790G; 617C, 702C, and A841T; 617C, 702C, and 862A; 617C, 709G, and 712G;  
617C, 709G, and 714G; 617C, 709G, and 790G; 617C, 709G, and A841T; 617C, 709G, and  
20 862A; 617C, 712G, and 714G; 617C, 712G, and 790G; 617C, 712G, and A841T; 617C, 712G,  
and 862A; 617C, 714G, and 790G; 617C, 714G, and A841T; 617C, 714G, and 862A; 617C,  
790G, and A841T; 617C, 790G, and 862A; 617C, A841T, and 862A; 688C, 696T, and 702C;  
688C, 696T, and 709G; 688C, 696T, and 712G; 688C, 696T, and 714G; 688C, 696T, and 790G;  
688C, 696T, and A841T; 688C, 696T, and 862A; 688C, 702C, and 709G; 688C, 702C, and  
25 712G; 688C, 702C, and 714G; 688C, 702C, and 790G; 688C, 702C, and A841T; 688C, 702C,  
and 862A; 688C, 709G, and 712G; 688C, 709G, and 714G; 688C, 709G, and 790G; 688C,  
709G, and A841T; 688C, 709G, and 862A; 688C, 712G, and 714G; 688C, 712G, and 790G;  
688C, 712G, and A841T; 688C, 712G, and 862A; 688C, 714G, and 790G; 688C, 714G, and  
A841T; 688C, 714G, and 862A; 688C, 790G, and A841T; 688C, 790G, and 862A; 688C,  
30 A841T, and 862A; 696T, 702C, and 709G; 696T, 702C, and 712G; 696T, 702C, and 714G;

696T, 702C, and 790G; 696T, 702C, and A841T; 696T, 702C, and 862A; 696T, 709G, and 712G; 696T, 709G, and 714G; 696T, 709G, and 790G; 696T, 709G, and A841T; 696T, 709G, and 862A; 696T, 712G, and 714G; 696T, 712G, and 790G; 696T, 712G, and A841T; 696T, 712G, and 862A; 696T, 714G, and 790G; 696T, 714G, and A841T; 696T, 714G, and 862A; 696T, 790G, and A841T; 696T, 790G, and 862A; 696T, A841T, and 862A; 702C, 709G, and 712G; 702C, 709G, and 714G; 702C, 709G, and 790G; 702C, 709G, and A841T; 702C, 709G, and 862A; 702C, 712G, and 714G; 702C, 712G, and 790G; 702C, 712G, and A841T; 702C, 712G, and 862A; 702C, 714G, and 790G; 702C, 714G, and A841T; 702C, 714G, and 862A; 702C, 790G, and A841T; 702C, 790G, and 862A; 702C, A841T, and 862A; 709G, 712G, and 714G; 709G, 712G, and 790G; 709G, 712G, and A841T; 709G, 712G, and 862A; 709G, 714G, and 790G; 709G, 714G, and A841T; 709G, 714G, and 862A; 709G, 790G, and A841T; 709G, 790G, and 862A; 709G, A841T, and 862A; 712G, 714G, and 790G; 712G, 714G, and A841T; 712G, 714G, and 862A; 712G, 790G, and A841T; 712G, 790G, and 862A; 712G, A841T, and 862A; 714G, 790G, and A841T; 714G, 790G, and 862A; 714G, A841T, and 862A; or 790G, A841T, and 862A, as long as the indicated nucleobase is not the same as the corresponding naturally-occurring nucleobase.

In some embodiments, the nucleotide sequence of a promoter element as provided herein can include two mutations as compared to the nucleotide sequence of a reference promoter element. For example, in some embodiments, two mutations corresponding to the following mutations relative to SEQ ID NO: 28 can be present in a promoter sequence: 688C and 696T; 688C and 702C; 688C and 712G; 688C and 714G; 696T and 702C; 696T and 712G; 696T and 714G; 702C and 712G; 702C and 714G; or 712G and 714G, as long as the indicated nucleobase is not the same as the corresponding naturally-occurring nucleobase.

In some embodiments, the nucleotide sequence of a promoter element as provided herein can include three mutations as compared to the nucleotide sequence of a reference promoter element. For example, in some embodiments, three mutations corresponding to the following mutations relative to SEQ ID NO: 28 can be present in a promoter sequence: 688C, 696T, and 702C; 688C, 696T, and 712G; 688C, 696T, and 714G; 688C, 702C, and 712G; 688C, 702C, and 714G; 688C, 712G, and 714G; 696T, 702C, and 712G; 696T, 702C, and 714G; 696T, 712G, and

714G; or 702C, 712G, and 714G, as long as the indicated nucleobase is not the same as the corresponding naturally-occurring nucleobase.

In some embodiments, the nucleotide sequence of a promoter element as provided herein can include four mutations as compared to the nucleotide sequence of a reference promoter element. For example, in some embodiments, four mutations corresponding to the following mutations relative to SEQ ID NO: 28 can be present in a promoter sequence: 688C, 696T, 702C, and 712G; 688C, 696T, 702C, and 714G; 688C, 696T, 712G, and 714G; 688C, 702C, 712G, and 714G; or 696T, 702C, 712G, and 714G, as long as the indicated nucleobase is not the same as the corresponding naturally-occurring nucleobase.

In some embodiments, the nucleotide sequence of a promoter element as provided herein can include five mutations as compared to the nucleotide sequence of a reference promoter element. For example, in some embodiments, five mutations corresponding to the following mutations relative to SEQ ID NO: 28 can be present in a promoter sequence: 688C, 696T, 702C, 712G, and 714G, as long as the indicated nucleobase is not the same as the corresponding naturally-occurring nucleobase.

In some embodiments, the nucleotide sequence of a promoter element as provided herein can include two mutations as compared to the nucleotide sequence of a reference promoter element. For example, in some embodiments, two mutations at positions corresponding to the following positions relative to SEQ ID NO: 28 can be present in a promoter sequence: T146 and C154; T146 and T303; T146 and T426; T146 and A433; T146 and A435; T146 and T530; T146 and C572; T146 and T596; T146 and T617; T146 and T688; T146 and A696; T146 and T702; T146 and A709; T146 and A712; T146 and T714; T146 and A790; T146 and A841; T146 and T862; C154 and T303; C154 and T426; C154 and A433; C154 and A435; C154 and T530; C154 and C572; C154 and T596; C154 and T617; C154 and T688; C154 and A696; C154 and T702; C154 and A709; C154 and A712; C154 and T714; C154 and A790; C154 and A841; C154 and T862; T303 and T426; T303 and A433; T303 and A435; T303 and T530; T303 and C572; T303 and T596; T303 and T617; T303 and T688; T303 and A696; T303 and T702; T303 and A709; T303 and A712; T303 and T714; T303 and A790; T303 and A841; T303 and T862; T426 and A433; T426 and A435; T426 and T530; T426 and C572; T426 and T596; T426 and T617; T426 and T688; T426 and A696; T426 and T702; T426 and A709; T426 and A712; T426 and T714;

T426 and A790; T426 and A841; T426 and T862; A433 and A435; A433 and T530; A433 and  
 C572; A433 and T596; A433 and T617; A433 and T688; A433 and A696; A433 and T702;  
 A433 and A709; A433 and A712; A433 and T714; A433 and A790; A433 and A841; A433 and  
 T862; A435 and T530; A435 and C572; A435 and T596; A435 and T617; A435 and T688; A435  
 5 and A696; A435 and T702; A435 and A709; A435 and A712; A435 and T714; A435 and A790;  
 A435 and A841; A435 and T862; T530 and C572; T530 and T596; T530 and T617; T530 and  
 T688; T530 and A696; T530 and T702; T530 and A709; T530 and A712; T530 and T714; T530  
 and A790; T530 and A841; T530 and T862; C572 and T596; C572 and T617; C572 and T688;  
 C572 and A696; C572 and T702; C572 and A709; C572 and A712; C572 and T714; C572 and  
 10 A790; C572 and A841; C572 and T862; T596 and T617; T596 and T688; T596 and A696; T596  
 and T702; T596 and A709; T596 and A712; T596 and T714; T596 and A790; T596 and A841;  
 T596 and T862; T617 and T688; T617 and A696; T617 and T702; T617 and A709; T617 and  
 A712; T617 and T714; T617 and A790; T617 and A841; T617 and T862; T688 and A696; T688  
 and T702; T688 and A709; T688 and A712; T688 and T714; T688 and A790; T688 and A841;  
 15 T688 and T862; A696 and T702; A696 and A709; A696 and A712; A696 and T714; A696 and  
 A790; A696 and A841; A696 and T862; T702 and A709; T702 and A712; T702 and T714; T702  
 and A790; T702 and A841; T702 and T862; A709 and A712; A709 and T714; A709 and A790;  
 A709 and A841; A709 and T862; A712 and T714; A712 and A790; A712 and A841; A712 and  
 T862; T714 and A790; T714 and A841; T714 and T862; A790 and A841; A790 and T862; or  
 20 A841 and T862.

In some embodiments, the nucleotide sequence of a promoter element as provided herein  
 can include three mutations as compared to the nucleotide sequence of a reference promoter  
 element. For example, in some embodiments, three mutations at positions corresponding to the  
 following positions relative to SEQ ID NO: 28 can be present in a promoter sequence: T146,  
 25 C154, and T303; T146, C154, and T426; T146, C154, and A433; T146, C154, and A435; T146,  
 C154, and T530; T146, C154, and C572; T146, C154, and T596; T146, C154, and T617; T146,  
 C154, and T688; T146, C154, and A696; T146, C154, and T702; T146, C154, and A709; T146,  
 C154, and A712; T146, C154, and T714; T146, C154, and A790; T146, C154, and A841; T146,  
 C154, and T862; T146, T303, and T426; T146, T303, and A433; T146, T303, and A435; T146,  
 30 T303, and T530; T146, T303, and C572; T146, T303, and T596; T146, T303, and T617; T146,

T303, and T688; T146, T303, and A696; T146, T303, and T702; T146, T303, and A709; T146, T303, and A712; T146, T303, and T714; T146, T303, and A790; T146, T303, and A841; T146, T303, and T862; T146, T426, and A433; T146, T426, and A435; T146, T426, and T530; T146, T426, and C572; T146, T426, and T596; T146, T426, and T617; T146, T426, and T688; T146, T426, and A696; T146, T426, and T702; T146, T426, and A709; T146, T426, and A712; T146, T426, and T714; T146, T426, and A790; T146, T426, and A841; T146, T426, and T862; T146, A433, and A435; T146, A433, and T530; T146, A433, and C572; T146, A433, and T596; T146, A433, and T617; T146, A433, and T688; T146, A433, and A696; T146, A433, and T702; T146, A433, and A709; T146, A433, and A712; T146, A433, and T714; T146, A433, and A790; T146, A433, and A841; T146, A433, and T862; T146, A435, and T530; T146, A435, and C572; T146, A435, and T596; T146, A435, and T617; T146, A435, and T688; T146, A435, and A696; T146, A435, and T702; T146, A435, and A709; T146, A435, and A712; T146, A435, and T714; T146, A435, and A790; T146, A435, and A841; T146, A435, and T862; T146, T530, and C572; T146, T530, and T596; T146, T530, and T617; T146, T530, and T688; T146, T530, and A696; T146, T530, and T702; T146, T530, and A709; T146, T530, and A712; T146, T530, and T714; T146, T530, and A790; T146, T530, and A841; T146, T530, and T862; T146, C572, and T596; T146, C572, and T617; T146, C572, and T688; T146, C572, and A696; T146, C572, and T702; T146, C572, and A709; T146, C572, and A712; T146, C572, and T714; T146, C572, and A790; T146, C572, and A841; T146, C572, and T862; T146, T596, and T617; T146, T596, and T688; T146, T596, and A696; T146, T596, and T702; T146, T596, and A709; T146, T596, and A712; T146, T596, and T714; T146, T596, and A790; T146, T596, and A841; T146, T596, and T862; T146, T617, and T688; T146, T617, and A696; T146, T617, and T702; T146, T617, and A709; T146, T617, and A712; T146, T617, and T714; T146, T617, and A790; T146, T617, and A841; T146, T617, and T862; T146, T688, and A696; T146, T688, and T702; T146, T688, and A709; T146, T688, and A712; T146, T688, and T714; T146, T688, and A790; T146, T688, and A841; T146, T688, and T862; T146, A696, and T702; T146, A696, and A709; T146, A696, and A712; T146, A696, and T714; T146, A696, and A790; T146, A696, and A841; T146, A696, and T862; T146, T702, and A709; T146, T702, and A712; T146, T702, and T714; T146, T702, and A790; T146, T702, and A841; T146, T702, and T862; T146, A709, and A712; T146, A709, and T714; T146, A709, and A790; T146, A709, and A841; T146, A709, and T862; T146, A712, and T714; T146,

A712, and A790; T146, A712, and A841; T146, A712, and T862; T146, T714, and A790; T146, T714, and A841; T146, T714, and T862; T146, A790, and A841; T146, A790, and T862; T146, A841, and T862; C154, T303, and T426; C154, T303, and A433; C154, T303, and A435; C154, T303, and T530; C154, T303, and C572; C154, T303, and T596; C154, T303, and T617; C154, T303, and T688; C154, T303, and A696; C154, T303, and T702; C154, T303, and A709; C154, T303, and A712; C154, T303, and T714; C154, T303, and A790; C154, T303, and A841; C154, T303, and T862; C154, T426, and A433; C154, T426, and A435; C154, T426, and T530; C154, T426, and C572; C154, T426, and T596; C154, T426, and T617; C154, T426, and T688; C154, T426, and A696; C154, T426, and T702; C154, T426, and A709; C154, T426, and A712; C154, T426, and T714; C154, T426, and A790; C154, T426, and A841; C154, T426, and T862; C154, A433, and A435; C154, A433, and T530; C154, A433, and C572; C154, A433, and T596; C154, A433, and T617; C154, A433, and T688; C154, A433, and A696; C154, A433, and T702; C154, A433, and A709; C154, A433, and A712; C154, A433, and T714; C154, A433, and A790; C154, A433, and A841; C154, A433, and T862; C154, A435, and T530; C154, A435, and C572; C154, A435, and T596; C154, A435, and T617; C154, A435, and T688; C154, A435, and A696; C154, A435, and T702; C154, A435, and A709; C154, A435, and A712; C154, A435, and T714; C154, A435, and A790; C154, A435, and A841; C154, A435, and T862; C154, T530, and C572; C154, T530, and T596; C154, T530, and T617; C154, T530, and T688; C154, T530, and A696; C154, T530, and T702; C154, T530, and A709; C154, T530, and A712; C154, T530, and T714; C154, T530, and A790; C154, T530, and A841; C154, T530, and T862; C154, C572, and T596; C154, C572, and T617; C154, C572, and T688; C154, C572, and A696; C154, C572, and T702; C154, C572, and A709; C154, C572, and A712; C154, C572, and T714; C154, C572, and A790; C154, C572, and A841; C154, C572, and T862; C154, T596, and T617; C154, T596, and T688; C154, T596, and A696; C154, T596, and T702; C154, T596, and A709; C154, T596, and A712; C154, T596, and T714; C154, T596, and A790; C154, T596, and A841; C154, T596, and T862; C154, T617, and T688; C154, T617, and A696; C154, T617, and T702; C154, T617, and A709; C154, T617, and A712; C154, T617, and T714; C154, T617, and A790; C154, T617, and A841; C154, T617, and T862; C154, T688, and A696; C154, T688, and T702; C154, T688, and A709; C154, T688, and A712; C154, T688, and T714; C154, T688, and A790; C154, T688, and A841; C154, T688, and T862; C154, A696, and T702; C154, A696, and A709; C154, A696, and A712; C154,

A696, and T714; C154, A696, and A790; C154, A696, and A841; C154, A696, and T862; C154, T702, and A709; C154, T702, and A712; C154, T702, and T714; C154, T702, and A790; C154, T702, and A841; C154, T702, and T862; C154, A709, and A712; C154, A709, and T714; C154, A709, and A790; C154, A709, and A841; C154, A709, and T862; C154, A712, and T714; C154, A712, and A790; C154, A712, and A841; C154, A712, and T862; C154, T714, and A790; C154, T714, and A841; C154, T714, and T862; C154, A790, and A841; C154, A790, and T862; C154, A841, and T862; T303, T426, and A433; T303, T426, and A435; T303, T426, and T530; T303, T426, and C572; T303, T426, and T596; T303, T426, and T617; T303, T426, and T688; T303, T426, and A696; T303, T426, and T702; T303, T426, and A709; T303, T426, and A712; T303, T426, and T714; T303, T426, and A790; T303, T426, and A841; T303, T426, and T862; T303, A433, and A435; T303, A433, and T530; T303, A433, and C572; T303, A433, and T596; T303, A433, and T617; T303, A433, and T688; T303, A433, and A696; T303, A433, and T702; T303, A433, and A709; T303, A433, and A712; T303, A433, and T714; T303, A433, and A790; T303, A433, and A841; T303, A433, and T862; T303, A435, and T530; T303, A435, and C572; T303, A435, and T596; T303, A435, and T617; T303, A435, and T688; T303, A435, and A696; T303, A435, and T702; T303, A435, and A709; T303, A435, and A712; T303, A435, and T714; T303, A435, and A790; T303, A435, and A841; T303, A435, and T862; T303, T530, and C572; T303, T530, and T596; T303, T530, and T617; T303, T530, and T688; T303, T530, and A696; T303, T530, and T702; T303, T530, and A709; T303, T530, and A712; T303, T530, and T714; T303, T530, and A790; T303, T530, and A841; T303, T530, and T862; T303, C572, and T596; T303, C572, and T617; T303, C572, and T688; T303, C572, and A696; T303, C572, and T702; T303, C572, and A709; T303, C572, and A712; T303, C572, and T714; T303, C572, and A790; T303, C572, and A841; T303, C572, and T862; T303, T596, and T617; T303, T596, and T688; T303, T596, and A696; T303, T596, and T702; T303, T596, and A709; T303, T596, and A712; T303, T596, and T714; T303, T596, and A790; T303, T596, and A841; T303, T596, and T862; T303, T617, and T688; T303, T617, and A696; T303, T617, and T702; T303, T617, and A709; T303, T617, and A712; T303, T617, and T714; T303, T617, and A790; T303, T617, and A841; T303, T617, and T862; T303, T688, and A696; T303, T688, and T702; T303, T688, and A709; T303, T688, and A712; T303, T688, and T714; T303, T688, and A790; T303, T688, and A841; T303, T688, and T862; T303, A696, and T702; T303, A696, and A709; T303, A696, and A712; T303,

A696, and T714; T303, A696, and A790; T303, A696, and A841; T303, A696, and T862; T303, T702, and A709; T303, T702, and A712; T303, T702, and T714; T303, T702, and A790; T303, T702, and A841; T303, T702, and T862; T303, A709, and A712; T303, A709, and T714; T303, A709, and A790; T303, A709, and A841; T303, A709, and T862; T303, A712, and T714; T303, A712, and A790; T303, A712, and A841; T303, A712, and T862; T303, T714, and A790; T303, T714, and A841; T303, T714, and T862; T303, A790, and A841; T303, A790, and T862; T303, A841, and T862; T426, A433, and A435; T426, A433, and T530; T426, A433, and C572; T426, A433, and T596; T426, A433, and T617; T426, A433, and T688; T426, A433, and A696; T426, A433, and T702; T426, A433, and A709; T426, A433, and A712; T426, A433, and T714; T426, A433, and A790; T426, A433, and A841; T426, A433, and T862; T426, A435, and T530; T426, A435, and C572; T426, A435, and T596; T426, A435, and T617; T426, A435, and T688; T426, A435, and A696; T426, A435, and T702; T426, A435, and A709; T426, A435, and A712; T426, A435, and T714; T426, A435, and A790; T426, A435, and A841; T426, A435, and T862; T426, T530, and C572; T426, T530, and T596; T426, T530, and T617; T426, T530, and T688; T426, T530, and A696; T426, T530, and T702; T426, T530, and A709; T426, T530, and A712; T426, T530, and T714; T426, T530, and A790; T426, T530, and A841; T426, T530, and T862; T426, C572, and T596; T426, C572, and T617; T426, C572, and T688; T426, C572, and A696; T426, C572, and T702; T426, C572, and A709; T426, C572, and A712; T426, C572, and T714; T426, C572, and A790; T426, C572, and A841; T426, C572, and T862; T426, T596, and T617; T426, T596, and T688; T426, T596, and A696; T426, T596, and T702; T426, T596, and A709; T426, T596, and A712; T426, T596, and T714; T426, T596, and A790; T426, T596, and A841; T426, T596, and T862; T426, T617, and T688; T426, T617, and A696; T426, T617, and T702; T426, T617, and A709; T426, T617, and A712; T426, T617, and T714; T426, T617, and A790; T426, T617, and A841; T426, T617, and T862; T426, T688, and A696; T426, T688, and T702; T426, T688, and A709; T426, T688, and A712; T426, T688, and T714; T426, T688, and A790; T426, T688, and A841; T426, T688, and T862; T426, A696, and T702; T426, A696, and A709; T426, A696, and A712; T426, A696, and T714; T426, A696, and A790; T426, A696, and A841; T426, A696, and T862; T426, T702, and A709; T426, T702, and A712; T426, T702, and T714; T426, T702, and A790; T426, T702, and A841; T426, T702, and T862; T426, A709, and A712; T426, A709, and T714; T426, A709, and A790; T426, A709, and A841; T426, A709, and T862; T426,

A712, and T714; T426, A712, and A790; T426, A712, and A841; T426, A712, and T862; T426,  
 T714, and A790; T426, T714, and A841; T426, T714, and T862; T426, A790, and A841; T426,  
 A790, and T862; T426, A841, and T862; A433, A435, and T530; A433, A435, and C572; A433,  
 A435, and T596; A433, A435, and T617; A433, A435, and T688; A433, A435, and A696; A433,  
 5 A435, and T702; A433, A435, and A709; A433, A435, and A712; A433, A435, and T714;  
 A433, A435, and A790; A433, A435, and A841; A433, A435, and T862; A433, T530, and  
 C572; A433, T530, and T596; A433, T530, and T617; A433, T530, and T688; A433, T530, and  
 A696; A433, T530, and T702; A433, T530, and A709; A433, T530, and A712; A433, T530, and  
 T714; A433, T530, and A790; A433, T530, and A841; A433, T530, and T862; A433, C572, and  
 10 T596; A433, C572, and T617; A433, C572, and T688; A433, C572, and A696; A433, C572, and  
 T702; A433, C572, and A709; A433, C572, and A712; A433, C572, and T714; A433, C572, and  
 A790; A433, C572, and A841; A433, C572, and T862; A433, T596, and T617; A433, T596, and  
 T688; A433, T596, and A696; A433, T596, and T702; A433, T596, and A709; A433, T596, and  
 A712; A433, T596, and T714; A433, T596, and A790; A433, T596, and A841; A433, T596, and  
 15 T862; A433, T617, and T688; A433, T617, and A696; A433, T617, and T702; A433, T617, and  
 A709; A433, T617, and A712; A433, T617, and T714; A433, T617, and A790; A433, T617, and  
 A841; A433, T617, and T862; A433, T688, and A696; A433, T688, and T702; A433, T688, and  
 A709; A433, T688, and A712; A433, T688, and T714; A433, T688, and A790; A433, T688, and  
 A841; A433, T688, and T862; A433, A696, and T702; A433, A696, and A709; A433, A696, and  
 20 A712; A433, A696, and T714; A433, A696, and A790; A433, A696, and A841; A433, A696,  
 and T862; A433, T702, and A709; A433, T702, and A712; A433, T702, and T714; A433, T702,  
 and A790; A433, T702, and A841; A433, T702, and T862; A433, A709, and A712; A433, A709,  
 and T714; A433, A709, and A790; A433, A709, and A841; A433, A709, and T862; A433,  
 A712, and T714; A433, A712, and A790; A433, A712, and A841; A433, A712, and T862;  
 25 A433, T714, and A790; A433, T714, and A841; A433, T714, and T862; A433, A790, and A841;  
 A433, A790, and T862; A433, A841, and T862; A435, T530, and C572; A435, T530, and T596;  
 A435, T530, and T617; A435, T530, and T688; A435, T530, and A696; A435, T530, and T702;  
 A435, T530, and A709; A435, T530, and A712; A435, T530, and T714; A435, T530, and A790;  
 A435, T530, and A841; A435, T530, and T862; A435, C572, and T596; A435, C572, and T617;  
 30 A435, C572, and T688; A435, C572, and A696; A435, C572, and T702; A435, C572, and A709;

A435, C572, and A712; A435, C572, and T714; A435, C572, and A790; A435, C572, and A841;  
A435, C572, and T862; A435, T596, and T617; A435, T596, and T688; A435, T596, and A696;  
A435, T596, and T702; A435, T596, and A709; A435, T596, and A712; A435, T596, and T714;  
A435, T596, and A790; A435, T596, and A841; A435, T596, and T862; A435, T617, and T688;  
5 A435, T617, and A696; A435, T617, and T702; A435, T617, and A709; A435, T617, and A712;  
A435, T617, and T714; A435, T617, and A790; A435, T617, and A841; A435, T617, and T862;  
A435, T688, and A696; A435, T688, and T702; A435, T688, and A709; A435, T688, and A712;  
A435, T688, and T714; A435, T688, and A790; A435, T688, and A841; A435, T688, and T862;  
A435, A696, and T702; A435, A696, and A709; A435, A696, and A712; A435, A696, and  
10 T714; A435, A696, and A790; A435, A696, and A841; A435, A696, and T862; A435, T702, and  
A709; A435, T702, and A712; A435, T702, and T714; A435, T702, and A790; A435, T702, and  
A841; A435, T702, and T862; A435, A709, and A712; A435, A709, and T714; A435, A709, and  
A790; A435, A709, and A841; A435, A709, and T862; A435, A712, and T714; A435, A712,  
and A790; A435, A712, and A841; A435, A712, and T862; A435, T714, and A790; A435, T714,  
15 and A841; A435, T714, and T862; A435, A790, and A841; A435, A790, and T862; A435, A841,  
and T862; T530, C572, and T596; T530, C572, and T617; T530, C572, and T688; T530, C572,  
and A696; T530, C572, and T702; T530, C572, and A709; T530, C572, and A712; T530, C572,  
and T714; T530, C572, and A790; T530, C572, and A841; T530, C572, and T862; T530, T596,  
and T617; T530, T596, and T688; T530, T596, and A696; T530, T596, and T702; T530, T596,  
20 and A709; T530, T596, and A712; T530, T596, and T714; T530, T596, and A790; T530, T596,  
and A841; T530, T596, and T862; T530, T617, and T688; T530, T617, and A696; T530, T617,  
and T702; T530, T617, and A709; T530, T617, and A712; T530, T617, and T714; T530, T617,  
and A790; T530, T617, and A841; T530, T617, and T862; T530, T688, and A696; T530, T688,  
and T702; T530, T688, and A709; T530, T688, and A712; T530, T688, and T714; T530, T688,  
25 and A790; T530, T688, and A841; T530, T688, and T862; T530, A696, and T702; T530, A696,  
and A709; T530, A696, and A712; T530, A696, and T714; T530, A696, and A790; T530, A696,  
and A841; T530, A696, and T862; T530, T702, and A709; T530, T702, and A712; T530, T702,  
and T714; T530, T702, and A790; T530, T702, and A841; T530, T702, and T862; T530, A709,  
and A712; T530, A709, and T714; T530, A709, and A790; T530, A709, and A841; T530, A709,  
30 and T862; T530, A712, and T714; T530, A712, and A790; T530, A712, and A841; T530, A712,

and T862; T530, T714, and A790; T530, T714, and A841; T530, T714, and T862; T530, A790,  
 and A841; T530, A790, and T862; T530, A841, and T862; C572, T596, and T617; C572, T596,  
 and T688; C572, T596, and A696; C572, T596, and T702; C572, T596, and A709; C572, T596,  
 and A712; C572, T596, and T714; C572, T596, and A790; C572, T596, and A841; C572, T596,  
 5 and T862; C572, T617, and T688; C572, T617, and A696; C572, T617, and T702; C572, T617,  
 and A709; C572, T617, and A712; C572, T617, and T714; C572, T617, and A790; C572, T617,  
 and A841; C572, T617, and T862; C572, T688, and A696; C572, T688, and T702; C572, T688,  
 and A709; C572, T688, and A712; C572, T688, and T714; C572, T688, and A790; C572, T688,  
 and A841; C572, T688, and T862; C572, A696, and T702; C572, A696, and A709; C572, A696,  
 10 and A712; C572, A696, and T714; C572, A696, and A790; C572, A696, and A841; C572, A696,  
 and T862; C572, T702, and A709; C572, T702, and A712; C572, T702, and T714; C572, T702,  
 and A790; C572, T702, and A841; C572, T702, and T862; C572, A709, and A712; C572, A709,  
 and T714; C572, A709, and A790; C572, A709, and A841; C572, A709, and T862; C572, A712,  
 and T714; C572, A712, and A790; C572, A712, and A841; C572, A712, and T862; C572, T714,  
 15 and A790; C572, T714, and A841; C572, T714, and T862; C572, A790, and A841; C572, A790,  
 and T862; C572, A841, and T862; T596, T617, and T688; T596, T617, and A696; T596, T617,  
 and T702; T596, T617, and A709; T596, T617, and A712; T596, T617, and T714; T596, T617,  
 and A790; T596, T617, and A841; T596, T617, and T862; T596, T688, and A696; T596, T688,  
 and T702; T596, T688, and A709; T596, T688, and A712; T596, T688, and T714; T596, T688,  
 20 and A790; T596, T688, and A841; T596, T688, and T862; T596, A696, and T702; T596, A696,  
 and A709; T596, A696, and A712; T596, A696, and T714; T596, A696, and A790; T596, A696,  
 and A841; T596, A696, and T862; T596, T702, and A709; T596, T702, and A712; T596, T702,  
 and T714; T596, T702, and A790; T596, T702, and A841; T596, T702, and T862; T596, A709,  
 and A712; T596, A709, and T714; T596, A709, and A790; T596, A709, and A841; T596, A709,  
 25 and T862; T596, A712, and T714; T596, A712, and A790; T596, A712, and A841; T596, A712,  
 and T862; T596, T714, and A790; T596, T714, and A841; T596, T714, and T862; T596, A790,  
 and A841; T596, A790, and T862; T596, A841, and T862; T617, T688, and A696; T617, T688,  
 and T702; T617, T688, and A709; T617, T688, and A712; T617, T688, and T714; T617, T688,  
 and A790; T617, T688, and A841; T617, T688, and T862; T617, A696, and T702; T617, A696,  
 30 and A709; T617, A696, and A712; T617, A696, and T714; T617, A696, and A790; T617, A696,

and A841; T617, A696, and T862; T617, T702, and A709; T617, T702, and A712; T617, T702,  
 and T714; T617, T702, and A790; T617, T702, and A841; T617, T702, and T862; T617, A709,  
 and A712; T617, A709, and T714; T617, A709, and A790; T617, A709, and A841; T617, A709,  
 and T862; T617, A712, and T714; T617, A712, and A790; T617, A712, and A841; T617, A712,  
 5 and T862; T617, T714, and A790; T617, T714, and A841; T617, T714, and T862; T617, A790,  
 and A841; T617, A790, and T862; T617, A841, and T862; T688, A696, and T702; T688, A696,  
 and A709; T688, A696, and A712; T688, A696, and T714; T688, A696, and A790; T688, A696,  
 and A841; T688, A696, and T862; T688, T702, and A709; T688, T702, and A712; T688, T702,  
 and T714; T688, T702, and A790; T688, T702, and A841; T688, T702, and T862; T688, A709,  
 10 and A712; T688, A709, and T714; T688, A709, and A790; T688, A709, and A841; T688, A709,  
 and T862; T688, A712, and T714; T688, A712, and A790; T688, A712, and A841; T688, A712,  
 and T862; T688, T714, and A790; T688, T714, and A841; T688, T714, and T862; T688, A790,  
 and A841; T688, A790, and T862; T688, A841, and T862; A696, T702, and A709; A696, T702,  
 and A712; A696, T702, and T714; A696, T702, and A790; A696, T702, and A841; A696, T702,  
 15 and T862; A696, A709, and A712; A696, A709, and T714; A696, A709, and A790; A696,  
 A709, and A841; A696, A709, and T862; A696, A712, and T714; A696, A712, and A790;  
 A696, A712, and A841; A696, A712, and T862; A696, T714, and A790; A696, T714, and A841;  
 A696, T714, and T862; A696, A790, and A841; A696, A790, and T862; A696, A841, and T862;  
 T702, A709, and A712; T702, A709, and T714; T702, A709, and A790; T702, A709, and A841;  
 20 T702, A709, and T862; T702, A712, and T714; T702, A712, and A790; T702, A712, and A841;  
 T702, A712, and T862; T702, T714, and A790; T702, T714, and A841; T702, T714, and T862;  
 T702, A790, and A841; T702, A790, and T862; T702, A841, and T862; A709, A712, and T714;  
 A709, A712, and A790; A709, A712, and A841; A709, A712, and T862; A709, T714, and  
 A790; A709, T714, and A841; A709, T714, and T862; A709, A790, and A841; A709, A790, and  
 25 T862; A709, A841, and T862; A712, T714, and A790; A712, T714, and A841; A712, T714, and  
 T862; A712, A790, and A841; A712, A790, and T862; A712, A841, and T862; T714, A790, and  
 A841; T714, A790, and T862; T714, A841, and T862; or A790, A841, and T862.

In some embodiments, the nucleotide sequence of a promoter element as provided herein  
 can include two mutations as compared to the nucleotide sequence of a reference promoter  
 30 element. For example, in some embodiments, two mutations at positions corresponding to the

following positions relative to SEQ ID NO: 28 can be present in a promoter sequence: T688 and A696; T688 and T702; T688 and A712; T688 and T714; A696 and T702; A696 and A712; A696 and T714; T702 and A712; T702 and T714; or A712 and T714.

In some embodiments, the nucleotide sequence of a promoter element as provided herein can include three mutations as compared to the nucleotide sequence of a reference promoter element. For example, in some embodiments, three mutations at positions corresponding to the following positions relative to SEQ ID NO: 28 can be present in a promoter sequence: T688, A696, and T702; T688, A696, and A712; T688, A696, and T714; T688, T702, and A712; T688, T702, and T714; T688, A712, and T714; A696, T702, and A712; A696, T702, and T714; A696, A712, and T714; or T702, A712, and T714.

In some embodiments, the nucleotide sequence of a promoter element as provided herein can include four mutations as compared to the nucleotide sequence of a reference promoter element. For example, in some embodiments, four mutations at positions corresponding to the following positions relative to SEQ ID NO: 28 can be present in a promoter sequence: T688, A696, T702, and A712; T688, A696, T702, and T714; T688, A696, A712, and T714; T688, T702, A712, and T714; or A696, T702, A712, and T714.

In some embodiments, the nucleotide sequence of a promoter element as provided herein can include five mutations as compared to the nucleotide sequence of a reference promoter element. For example, in some embodiments, five mutations at positions corresponding to the following positions relative to SEQ ID NO: 28 can be present in a promoter sequence: T688, A696, T702, A712, and T714.

In some embodiments, the nucleotide sequence of a promoter element as provided herein can include two mutations as compared to the nucleotide sequence of a reference promoter element. For example, in some embodiments, two mutations at positions corresponding to the following positions relative to SEQ ID NO: 28 can be present in a promoter sequence: 146 and 154; 146 and 303; 146 and 426; 146 and 433; 146 and 435; 146 and 530; 146 and 572; 146 and 596; 146 and 617; 146 and 688; 146 and 696; 146 and 702; 146 and 709; 146 and A712; 146 and 714; 146 and 790; 146 and 841; 146 and 862; 154 and 303; 154 and 426; 154 and 433; 154 and 435; 154 and 530; 154 and 572; 154 and 596; 154 and 617; 154 and 688; 154 and 696; 154 and 702; 154 and 709; 154 and A712; 154 and 714; 154 and 790; 154 and 841; 154 and 862; 303 and

426; 303 and 433; 303 and 435; 303 and 530; 303 and 572; 303 and 596; 303 and 617; 303 and 688; 303 and 696; 303 and 702; 303 and 709; 303 and A712; 303 and 714; 303 and 790; 303 and 841; 303 and 862; 426 and 433; 426 and 435; 426 and 530; 426 and 572; 426 and 596; 426 and 617; 426 and 688; 426 and 696; 426 and 702; 426 and 709; 426 and A712; 426 and 714; 426 and 790; 426 and 841; 426 and 862; 433 and 435; 433 and 530; 433 and 572; 433 and 596; 433 and 617; 433 and 688; 433 and 696; 433 and 702; 433 and 709; 433 and A712; 433 and 714; 433 and 790; 433 and 841; 433 and 862; 435 and 530; 435 and 572; 435 and 596; 435 and 617; 435 and 688; 435 and 696; 435 and 702; 435 and 709; 435 and A712; 435 and 714; 435 and 790; 435 and 841; 435 and 862; 530 and 572; 530 and 596; 530 and 617; 530 and 688; 530 and 696; 530 and 702; 530 and 709; 530 and A712; 530 and 714; 530 and 790; 530 and 841; 530 and 862; 572 and 596; 572 and 617; 572 and 688; 572 and 696; 572 and 702; 572 and 709; 572 and A712; 572 and 714; 572 and 790; 572 and 841; 572 and 862; 596 and 617; 596 and 688; 596 and 696; 596 and 702; 596 and 709; 596 and A712; 596 and 714; 596 and 790; 596 and 841; 596 and 862; 617 and 688; 617 and 696; 617 and 702; 617 and 709; 617 and A712; 617 and 714; 617 and 790; 617 and 841; 617 and 862; 688 and 696; 688 and 702; 688 and 709; 688 and A712; 688 and 714; 688 and 790; 688 and 841; 688 and 862; 696 and 702; 696 and 709; 696 and A712; 696 and 714; 696 and 790; 696 and 841; 696 and 862; 702 and 709; 702 and A712; 702 and 714; 702 and 790; 702 and 841; 702 and 862; 709 and A712; 709 and 714; 709 and 790; 709 and 841; 709 and 862; A712 and 714; A712 and 790; A712 and 841; A712 and 862; 714 and 790; 714 and 841; 714 and 862; 790 and 841; 790 and 862; or 841 and 862.

In some embodiments, the nucleotide sequence of a promoter element as provided herein can include three mutations as compared to the nucleotide sequence of a reference promoter element. For example, in some embodiments, three mutations at positions corresponding to the following positions relative to SEQ ID NO: 28 can be present in a promoter sequence: 146, 154, and 303; 146, 154, and 426; 146, 154, and 433; 146, 154, and 435; 146, 154, and 530; 146, 154, and 572; 146, 154, and 596; 146, 154, and 617; 146, 154, and 688; 146, 154, and 696; 146, 154, and 702; 146, 154, and 709; 146, 154, and A712; 146, 154, and 714; 146, 154, and 790; 146, 154, and 841; 146, 154, and 862; 146, 303, and 426; 146, 303, and 433; 146, 303, and 435; 146, 303, and 530; 146, 303, and 572; 146, 303, and 596; 146, 303, and 617; 146, 303, and 688; 146, 303, and 696; 146, 303, and 702; 146, 303, and 709; 146, 303, and A712; 146, 303, and 714;

146, 303, and 790; 146, 303, and 841; 146, 303, and 862; 146, 426, and 433; 146, 426, and 435;  
146, 426, and 530; 146, 426, and 572; 146, 426, and 596; 146, 426, and 617; 146, 426, and 688;  
146, 426, and 696; 146, 426, and 702; 146, 426, and 709; 146, 426, and A712; 146, 426, and  
714; 146, 426, and 790; 146, 426, and 841; 146, 426, and 862; 146, 433, and 435; 146, 433, and  
5 530; 146, 433, and 572; 146, 433, and 596; 146, 433, and 617; 146, 433, and 688; 146, 433, and  
696; 146, 433, and 702; 146, 433, and 709; 146, 433, and A712; 146, 433, and 714; 146, 433,  
and 790; 146, 433, and 841; 146, 433, and 862; 146, 435, and 530; 146, 435, and 572; 146, 435,  
and 596; 146, 435, and 617; 146, 435, and 688; 146, 435, and 696; 146, 435, and 702; 146, 435,  
and 709; 146, 435, and A712; 146, 435, and 714; 146, 435, and 790; 146, 435, and 841; 146,  
10 435, and 862; 146, 530, and 572; 146, 530, and 596; 146, 530, and 617; 146, 530, and 688; 146,  
530, and 696; 146, 530, and 702; 146, 530, and 709; 146, 530, and A712; 146, 530, and 714;  
146, 530, and 790; 146, 530, and 841; 146, 530, and 862; 146, 572, and 596; 146, 572, and 617;  
146, 572, and 688; 146, 572, and 696; 146, 572, and 702; 146, 572, and 709; 146, 572, and  
A712; 146, 572, and 714; 146, 572, and 790; 146, 572, and 841; 146, 572, and 862; 146, 596,  
15 and 617; 146, 596, and 688; 146, 596, and 696; 146, 596, and 702; 146, 596, and 709; 146, 596,  
and A712; 146, 596, and 714; 146, 596, and 790; 146, 596, and 841; 146, 596, and 862; 146,  
617, and 688; 146, 617, and 696; 146, 617, and 702; 146, 617, and 709; 146, 617, and A712;  
146, 617, and 714; 146, 617, and 790; 146, 617, and 841; 146, 617, and 862; 146, 688, and 696;  
146, 688, and 702; 146, 688, and 709; 146, 688, and A712; 146, 688, and 714; 146, 688, and  
20 790; 146, 688, and 841; 146, 688, and 862; 146, 696, and 702; 146, 696, and 709; 146, 696, and  
A712; 146, 696, and 714; 146, 696, and 790; 146, 696, and 841; 146, 696, and 862; 146, 702,  
and 709; 146, 702, and A712; 146, 702, and 714; 146, 702, and 790; 146, 702, and 841; 146,  
702, and 862; 146, 709, and A712; 146, 709, and 714; 146, 709, and 790; 146, 709, and 841;  
146, 709, and 862; 146, A712, and 714; 146, A712, and 790; 146, A712, and 841; 146, A712,  
25 and 862; 146, 714, and 790; 146, 714, and 841; 146, 714, and 862; 146, 790, and 841; 146, 790,  
and 862; 146, 841, and 862; 154, 303, and 426; 154, 303, and 433; 154, 303, and 435; 154, 303,  
and 530; 154, 303, and 572; 154, 303, and 596; 154, 303, and 617; 154, 303, and 688; 154, 303,  
and 696; 154, 303, and 702; 154, 303, and 709; 154, 303, and A712; 154, 303, and 714; 154,  
303, and 790; 154, 303, and 841; 154, 303, and 862; 154, 426, and 433; 154, 426, and 435; 154,  
30 426, and 530; 154, 426, and 572; 154, 426, and 596; 154, 426, and 617; 154, 426, and 688; 154,

426, and 696; 154, 426, and 702; 154, 426, and 709; 154, 426, and A712; 154, 426, and 714;  
154, 426, and 790; 154, 426, and 841; 154, 426, and 862; 154, 433, and 435; 154, 433, and 530;  
154, 433, and 572; 154, 433, and 596; 154, 433, and 617; 154, 433, and 688; 154, 433, and 696;  
154, 433, and 702; 154, 433, and 709; 154, 433, and A712; 154, 433, and 714; 154, 433, and  
5 790; 154, 433, and 841; 154, 433, and 862; 154, 435, and 530; 154, 435, and 572; 154, 435, and  
596; 154, 435, and 617; 154, 435, and 688; 154, 435, and 696; 154, 435, and 702; 154, 435, and  
709; 154, 435, and A712; 154, 435, and 714; 154, 435, and 790; 154, 435, and 841; 154, 435,  
and 862; 154, 530, and 572; 154, 530, and 596; 154, 530, and 617; 154, 530, and 688; 154, 530,  
and 696; 154, 530, and 702; 154, 530, and 709; 154, 530, and A712; 154, 530, and 714; 154,  
10 530, and 790; 154, 530, and 841; 154, 530, and 862; 154, 572, and 596; 154, 572, and 617; 154,  
572, and 688; 154, 572, and 696; 154, 572, and 702; 154, 572, and 709; 154, 572, and A712;  
154, 572, and 714; 154, 572, and 790; 154, 572, and 841; 154, 572, and 862; 154, 596, and 617;  
154, 596, and 688; 154, 596, and 696; 154, 596, and 702; 154, 596, and 709; 154, 596, and  
A712; 154, 596, and 714; 154, 596, and 790; 154, 596, and 841; 154, 596, and 862; 154, 617,  
15 and 688; 154, 617, and 696; 154, 617, and 702; 154, 617, and 709; 154, 617, and A712; 154,  
617, and 714; 154, 617, and 790; 154, 617, and 841; 154, 617, and 862; 154, 688, and 696; 154,  
688, and 702; 154, 688, and 709; 154, 688, and A712; 154, 688, and 714; 154, 688, and 790;  
154, 688, and 841; 154, 688, and 862; 154, 696, and 702; 154, 696, and 709; 154, 696, and  
A712; 154, 696, and 714; 154, 696, and 790; 154, 696, and 841; 154, 696, and 862; 154, 702,  
20 and 709; 154, 702, and A712; 154, 702, and 714; 154, 702, and 790; 154, 702, and 841; 154,  
702, and 862; 154, 709, and A712; 154, 709, and 714; 154, 709, and 790; 154, 709, and 841;  
154, 709, and 862; 154, A712, and 714; 154, A712, and 790; 154, A712, and 841; 154, A712,  
and 862; 154, 714, and 790; 154, 714, and 841; 154, 714, and 862; 154, 790, and 841; 154, 790,  
and 862; 154, 841, and 862; 303, 426, and 433; 303, 426, and 435; 303, 426, and 530; 303, 426,  
25 and 572; 303, 426, and 596; 303, 426, and 617; 303, 426, and 688; 303, 426, and 696; 303, 426,  
and 702; 303, 426, and 709; 303, 426, and A712; 303, 426, and 714; 303, 426, and 790; 303,  
426, and 841; 303, 426, and 862; 303, 433, and 435; 303, 433, and 530; 303, 433, and 572; 303,  
433, and 596; 303, 433, and 617; 303, 433, and 688; 303, 433, and 696; 303, 433, and 702; 303,  
433, and 709; 303, 433, and A712; 303, 433, and 714; 303, 433, and 790; 303, 433, and 841;  
30 303, 433, and 862; 303, 435, and 530; 303, 435, and 572; 303, 435, and 596; 303, 435, and 617;

303, 435, and 688; 303, 435, and 696; 303, 435, and 702; 303, 435, and 709; 303, 435, and  
A712; 303, 435, and 714; 303, 435, and 790; 303, 435, and 841; 303, 435, and 862; 303, 530,  
and 572; 303, 530, and 596; 303, 530, and 617; 303, 530, and 688; 303, 530, and 696; 303, 530,  
and 702; 303, 530, and 709; 303, 530, and A712; 303, 530, and 714; 303, 530, and 790; 303,  
5 530, and 841; 303, 530, and 862; 303, 572, and 596; 303, 572, and 617; 303, 572, and 688; 303,  
572, and 696; 303, 572, and 702; 303, 572, and 709; 303, 572, and A712; 303, 572, and 714;  
303, 572, and 790; 303, 572, and 841; 303, 572, and 862; 303, 596, and 617; 303, 596, and 688;  
303, 596, and 696; 303, 596, and 702; 303, 596, and 709; 303, 596, and A712; 303, 596, and  
714; 303, 596, and 790; 303, 596, and 841; 303, 596, and 862; 303, 617, and 688; 303, 617, and  
10 696; 303, 617, and 702; 303, 617, and 709; 303, 617, and A712; 303, 617, and 714; 303, 617,  
and 790; 303, 617, and 841; 303, 617, and 862; 303, 688, and 696; 303, 688, and 702; 303, 688,  
and 709; 303, 688, and A712; 303, 688, and 714; 303, 688, and 790; 303, 688, and 841; 303,  
688, and 862; 303, 696, and 702; 303, 696, and 709; 303, 696, and A712; 303, 696, and 714;  
303, 696, and 790; 303, 696, and 841; 303, 696, and 862; 303, 702, and 709; 303, 702, and  
15 A712; 303, 702, and 714; 303, 702, and 790; 303, 702, and 841; 303, 702, and 862; 303, 709,  
and A712; 303, 709, and 714; 303, 709, and 790; 303, 709, and 841; 303, 709, and 862; 303,  
A712, and 714; 303, A712, and 790; 303, A712, and 841; 303, A712, and 862; 303, 714, and  
790; 303, 714, and 841; 303, 714, and 862; 303, 790, and 841; 303, 790, and 862; 303, 841, and  
862; 426, 433, and 435; 426, 433, and 530; 426, 433, and 572; 426, 433, and 596; 426, 433, and  
20 617; 426, 433, and 688; 426, 433, and 696; 426, 433, and 702; 426, 433, and 709; 426, 433, and  
A712; 426, 433, and 714; 426, 433, and 790; 426, 433, and 841; 426, 433, and 862; 426, 435,  
and 530; 426, 435, and 572; 426, 435, and 596; 426, 435, and 617; 426, 435, and 688; 426, 435,  
and 696; 426, 435, and 702; 426, 435, and 709; 426, 435, and A712; 426, 435, and 714; 426,  
435, and 790; 426, 435, and 841; 426, 435, and 862; 426, 530, and 572; 426, 530, and 596; 426,  
25 530, and 617; 426, 530, and 688; 426, 530, and 696; 426, 530, and 702; 426, 530, and 709; 426,  
530, and A712; 426, 530, and 714; 426, 530, and 790; 426, 530, and 841; 426, 530, and 862;  
426, 572, and 596; 426, 572, and 617; 426, 572, and 688; 426, 572, and 696; 426, 572, and 702;  
426, 572, and 709; 426, 572, and A712; 426, 572, and 714; 426, 572, and 790; 426, 572, and  
841; 426, 572, and 862; 426, 596, and 617; 426, 596, and 688; 426, 596, and 696; 426, 596, and  
30 702; 426, 596, and 709; 426, 596, and A712; 426, 596, and 714; 426, 596, and 790; 426, 596,

and 841; 426, 596, and 862; 426, 617, and 688; 426, 617, and 696; 426, 617, and 702; 426, 617,  
and 709; 426, 617, and A712; 426, 617, and 714; 426, 617, and 790; 426, 617, and 841; 426,  
617, and 862; 426, 688, and 696; 426, 688, and 702; 426, 688, and 709; 426, 688, and A712;  
426, 688, and 714; 426, 688, and 790; 426, 688, and 841; 426, 688, and 862; 426, 696, and 702;  
5 426, 696, and 709; 426, 696, and A712; 426, 696, and 714; 426, 696, and 790; 426, 696, and  
841; 426, 696, and 862; 426, 702, and 709; 426, 702, and A712; 426, 702, and 714; 426, 702,  
and 790; 426, 702, and 841; 426, 702, and 862; 426, 709, and A712; 426, 709, and 714; 426,  
709, and 790; 426, 709, and 841; 426, 709, and 862; 426, A712, and 714; 426, A712, and 790;  
426, A712, and 841; 426, A712, and 862; 426, 714, and 790; 426, 714, and 841; 426, 714, and  
10 862; 426, 790, and 841; 426, 790, and 862; 426, 841, and 862; 433, 435, and 530; 433, 435, and  
572; 433, 435, and 596; 433, 435, and 617; 433, 435, and 688; 433, 435, and 696; 433, 435, and  
702; 433, 435, and 709; 433, 435, and A712; 433, 435, and 714; 433, 435, and 790; 433, 435,  
and 841; 433, 435, and 862; 433, 530, and 572; 433, 530, and 596; 433, 530, and 617; 433, 530,  
and 688; 433, 530, and 696; 433, 530, and 702; 433, 530, and 709; 433, 530, and A712; 433,  
15 530, and 714; 433, 530, and 790; 433, 530, and 841; 433, 530, and 862; 433, 572, and 596; 433,  
572, and 617; 433, 572, and 688; 433, 572, and 696; 433, 572, and 702; 433, 572, and 709; 433,  
572, and A712; 433, 572, and 714; 433, 572, and 790; 433, 572, and 841; 433, 572, and 862;  
433, 596, and 617; 433, 596, and 688; 433, 596, and 696; 433, 596, and 702; 433, 596, and 709;  
433, 596, and A712; 433, 596, and 714; 433, 596, and 790; 433, 596, and 841; 433, 596, and  
20 862; 433, 617, and 688; 433, 617, and 696; 433, 617, and 702; 433, 617, and 709; 433, 617, and  
A712; 433, 617, and 714; 433, 617, and 790; 433, 617, and 841; 433, 617, and 862; 433, 688,  
and 696; 433, 688, and 702; 433, 688, and 709; 433, 688, and A712; 433, 688, and 714; 433,  
688, and 790; 433, 688, and 841; 433, 688, and 862; 433, 696, and 702; 433, 696, and 709; 433,  
696, and A712; 433, 696, and 714; 433, 696, and 790; 433, 696, and 841; 433, 696, and 862;  
25 433, 702, and 709; 433, 702, and A712; 433, 702, and 714; 433, 702, and 790; 433, 702, and  
841; 433, 702, and 862; 433, 709, and A712; 433, 709, and 714; 433, 709, and 790; 433, 709,  
and 841; 433, 709, and 862; 433, A712, and 714; 433, A712, and 790; 433, A712, and 841; 433,  
A712, and 862; 433, 714, and 790; 433, 714, and 841; 433, 714, and 862; 433, 790, and 841;  
433, 790, and 862; 433, 841, and 862; 435, 530, and 572; 435, 530, and 596; 435, 530, and 617;  
30 435, 530, and 688; 435, 530, and 696; 435, 530, and 702; 435, 530, and 709; 435, 530, and

A712; 435, 530, and 714; 435, 530, and 790; 435, 530, and 841; 435, 530, and 862; 435, 572, and 596; 435, 572, and 617; 435, 572, and 688; 435, 572, and 696; 435, 572, and 702; 435, 572, and 709; 435, 572, and A712; 435, 572, and 714; 435, 572, and 790; 435, 572, and 841; 435, 572, and 862; 435, 596, and 617; 435, 596, and 688; 435, 596, and 696; 435, 596, and 702; 435, 596, and 709; 435, 596, and A712; 435, 596, and 714; 435, 596, and 790; 435, 596, and 841; 435, 596, and 862; 435, 617, and 688; 435, 617, and 696; 435, 617, and 702; 435, 617, and 709; 435, 617, and A712; 435, 617, and 714; 435, 617, and 790; 435, 617, and 841; 435, 617, and 862; 435, 688, and 696; 435, 688, and 702; 435, 688, and 709; 435, 688, and A712; 435, 688, and 714; 435, 688, and 790; 435, 688, and 841; 435, 688, and 862; 435, 696, and 702; 435, 696, and 709; 435, 696, and A712; 435, 696, and 714; 435, 696, and 790; 435, 696, and 841; 435, 696, and 862; 435, 702, and 709; 435, 702, and A712; 435, 702, and 714; 435, 702, and 790; 435, 702, and 841; 435, 702, and 862; 435, 709, and A712; 435, 709, and 714; 435, 709, and 790; 435, 709, and 841; 435, 709, and 862; 435, A712, and 714; 435, A712, and 790; 435, A712, and 841; 435, A712, and 862; 435, 714, and 790; 435, 714, and 841; 435, 714, and 862; 435, 790, and 841; 435, 790, and 862; 435, 841, and 862; 530, 572, and 596; 530, 572, and 617; 530, 572, and 688; 530, 572, and 696; 530, 572, and 702; 530, 572, and 709; 530, 572, and A712; 530, 572, and 714; 530, 572, and 790; 530, 572, and 841; 530, 572, and 862; 530, 596, and 617; 530, 596, and 688; 530, 596, and 696; 530, 596, and 702; 530, 596, and 709; 530, 596, and A712; 530, 596, and 714; 530, 596, and 790; 530, 596, and 841; 530, 596, and 862; 530, 617, and 688; 530, 617, and 696; 530, 617, and 702; 530, 617, and 709; 530, 617, and A712; 530, 617, and 714; 530, 617, and 790; 530, 617, and 841; 530, 617, and 862; 530, 688, and 696; 530, 688, and 702; 530, 688, and 709; 530, 688, and A712; 530, 688, and 714; 530, 688, and 790; 530, 688, and 841; 530, 688, and 862; 530, 696, and 702; 530, 696, and 709; 530, 696, and A712; 530, 696, and 714; 530, 696, and 790; 530, 696, and 841; 530, 696, and 862; 530, 702, and 709; 530, 702, and A712; 530, 702, and 714; 530, 702, and 790; 530, 702, and 841; 530, 702, and 862; 530, 709, and A712; 530, 709, and 714; 530, 709, and 790; 530, 709, and 841; 530, 709, and 862; 530, A712, and 714; 530, A712, and 790; 530, A712, and 841; 530, A712, and 862; 530, 714, and 790; 530, 714, and 841; 530, 714, and 862; 530, 790, and 841; 530, 790, and 862; 530, 841, and 862; 572, 596, and 617; 572, 596, and 688; 572, 596, and 696; 572, 596, and 702; 572, 596, and 709; 572, 596, and A712; 572, 596, and 714; 572, 596, and 790; 572,

596, and 841; 572, 596, and 862; 572, 617, and 688; 572, 617, and 696; 572, 617, and 702; 572,  
617, and 709; 572, 617, and A712; 572, 617, and 714; 572, 617, and 790; 572, 617, and 841;  
572, 617, and 862; 572, 688, and 696; 572, 688, and 702; 572, 688, and 709; 572, 688, and  
A712; 572, 688, and 714; 572, 688, and 790; 572, 688, and 841; 572, 688, and 862; 572, 696,  
and 702; 572, 696, and 709; 572, 696, and A712; 572, 696, and 714; 572, 696, and 790; 572,  
696, and 841; 572, 696, and 862; 572, 702, and 709; 572, 702, and A712; 572, 702, and 714;  
572, 702, and 790; 572, 702, and 841; 572, 702, and 862; 572, 709, and A712; 572, 709, and  
714; 572, 709, and 790; 572, 709, and 841; 572, 709, and 862; 572, A712, and 714; 572, A712,  
and 790; 572, A712, and 841; 572, A712, and 862; 572, 714, and 790; 572, 714, and 841; 572,  
10 714, and 862; 572, 790, and 841; 572, 790, and 862; 572, 841, and 862; 596, 617, and 688; 596,  
617, and 696; 596, 617, and 702; 596, 617, and 709; 596, 617, and A712; 596, 617, and 714;  
596, 617, and 790; 596, 617, and 841; 596, 617, and 862; 596, 688, and 696; 596, 688, and 702;  
596, 688, and 709; 596, 688, and A712; 596, 688, and 714; 596, 688, and 790; 596, 688, and  
841; 596, 688, and 862; 596, 696, and 702; 596, 696, and 709; 596, 696, and A712; 596, 696,  
15 and 714; 596, 696, and 790; 596, 696, and 841; 596, 696, and 862; 596, 702, and 709; 596, 702,  
and A712; 596, 702, and 714; 596, 702, and 790; 596, 702, and 841; 596, 702, and 862; 596,  
709, and A712; 596, 709, and 714; 596, 709, and 790; 596, 709, and 841; 596, 709, and 862;  
596, A712, and 714; 596, A712, and 790; 596, A712, and 841; 596, A712, and 862; 596, 714,  
and 790; 596, 714, and 841; 596, 714, and 862; 596, 790, and 841; 596, 790, and 862; 596, 841,  
20 and 862; 617, 688, and 696; 617, 688, and 702; 617, 688, and 709; 617, 688, and A712; 617,  
688, and 714; 617, 688, and 790; 617, 688, and 841; 617, 688, and 862; 617, 696, and 702; 617,  
696, and 709; 617, 696, and A712; 617, 696, and 714; 617, 696, and 790; 617, 696, and 841;  
617, 696, and 862; 617, 702, and 709; 617, 702, and A712; 617, 702, and 714; 617, 702, and  
790; 617, 702, and 841; 617, 702, and 862; 617, 709, and A712; 617, 709, and 714; 617, 709,  
25 and 790; 617, 709, and 841; 617, 709, and 862; 617, A712, and 714; 617, A712, and 790; 617,  
A712, and 841; 617, A712, and 862; 617, 714, and 790; 617, 714, and 841; 617, 714, and 862;  
617, 790, and 841; 617, 790, and 862; 617, 841, and 862; 688, 696, and 702; 688, 696, and 709;  
688, 696, and A712; 688, 696, and 714; 688, 696, and 790; 688, 696, and 841; 688, 696, and  
862; 688, 702, and 709; 688, 702, and A712; 688, 702, and 714; 688, 702, and 790; 688, 702,  
30 and 841; 688, 702, and 862; 688, 709, and A712; 688, 709, and 714; 688, 709, and 790; 688,

709, and 841; 688, 709, and 862; 688, A712, and 714; 688, A712, and 790; 688, A712, and 841;  
688, A712, and 862; 688, 714, and 790; 688, 714, and 841; 688, 714, and 862; 688, 790, and  
841; 688, 790, and 862; 688, 841, and 862; 696, 702, and 709; 696, 702, and A712; 696, 702,  
and 714; 696, 702, and 790; 696, 702, and 841; 696, 702, and 862; 696, 709, and A712; 696,  
5 709, and 714; 696, 709, and 790; 696, 709, and 841; 696, 709, and 862; 696, A712, and 714;  
696, A712, and 790; 696, A712, and 841; 696, A712, and 862; 696, 714, and 790; 696, 714, and  
841; 696, 714, and 862; 696, 790, and 841; 696, 790, and 862; 696, 841, and 862; 702, 709, and  
A712; 702, 709, and 714; 702, 709, and 790; 702, 709, and 841; 702, 709, and 862; 702, A712,  
and 714; 702, A712, and 790; 702, A712, and 841; 702, A712, and 862; 702, 714, and 790; 702,  
10 714, and 841; 702, 714, and 862; 702, 790, and 841; 702, 790, and 862; 702, 841, and 862; 709,  
A712, and 714; 709, A712, and 790; 709, A712, and 841; 709, A712, and 862; 709, 714, and  
790; 709, 714, and 841; 709, 714, and 862; 709, 790, and 841; 709, 790, and 862; 709, 841, and  
862; A712, 714, and 790; A712, 714, and 841; A712, 714, and 862; A712, 790, and 841; A712,  
790, and 862; A712, 841, and 862; 714, 790, and 841; 714, 790, and 862; 714, 841, and 862; or  
15 790, 841, and 862.

In some embodiments, the nucleotide sequence of a promoter element as provided herein  
can include two mutations as compared to the nucleotide sequence of a reference promoter  
element. For example, in some embodiments, two mutations at positions corresponding to the  
following positions relative to SEQ ID NO: 28 can be present in a promoter sequence: 688 and  
20 696; 688 and 702; 688 and A712; 688 and 714; 696 and 702; 696 and A712; 696 and 714; 702  
and A712; 702 and 714; or A712 and 714.

In some embodiments, the nucleotide sequence of a promoter element as provided herein  
can include three mutations as compared to the nucleotide sequence of a reference promoter  
element. For example, in some embodiments, three mutations at positions corresponding to the  
25 following positions relative to SEQ ID NO: 28 can be present in a promoter sequence: 688, 696,  
and 702; 688, 696, and A712; 688, 696, and 714; 688, 702, and A712; 688, 702, and 714; 688,  
A712, and 714; 696, 702, and A712; 696, 702, and 714; 696, A712, and 714; or 702, A712, and  
714.

In some embodiments, the nucleotide sequence of a promoter element as provided herein  
can include four mutations as compared to the nucleotide sequence of a reference promoter  
30

element. For example, in some embodiments, four mutations at positions corresponding to the following positions relative to SEQ ID NO: 28 can be present in a promoter sequence: 688, 696, 702, and A712; 688, 696, 702, and 714; 688, 696, A712, and 714; 688, 702, A712, and 714; or 696, 702, A712, and 714.

5 In some embodiments, the nucleotide sequence of a promoter element as provided herein can include five mutations as compared to the nucleotide sequence of a reference promoter element. For example, in some embodiments, five mutations at positions corresponding to the following positions relative to SEQ ID NO: 28 can be present in a promoter sequence: 688, 696, 702, A712, and 714.

10 Nucleic acid molecules used in the methods described herein are typically DNA, but RNA molecules can be used under the appropriate circumstances. As used herein, “exogenous” refers to any nucleic acid sequence that is introduced into a cell from, for example, the same or a different organism or a nucleic acid generated synthetically (e.g., a codon-optimized nucleic acid sequence). For example, an exogenous nucleic acid can be a nucleic acid from one  
15 microorganism (e.g., one genus or species of methylotrophic yeast) that is introduced into a different genus or species of methylotrophic yeast; however, an exogenous nucleic acid also can be a nucleic acid from a methylotrophic yeast that is introduced recombinantly into a methylotrophic yeast as an additional copy despite the presence of a corresponding native nucleic acid sequence, or a nucleic acid from a methylotrophic yeast that is introduced  
20 recombinantly into a methylotrophic yeast containing one or more mutations, insertions, or deletions compared to the sequence native to the methylotrophic yeast. For example, *P. pastoris* contains an endogenous nucleic acid encoding an ALAS; an additional copy of the *P. pastoris* ALAS nucleic acid (e.g., introduced recombinantly into *P. pastoris*) is considered to be exogenous. Similarly, an “exogenous” protein is a protein encoded by an exogenous nucleic acid.

25 In some instances, an exogenous nucleic acid can be a heterologous nucleic acid. As used herein, a “heterologous” nucleic acid refers to any nucleic acid sequence that is not native to an organism (e.g., a heterologous nucleic acid can be a nucleic acid from one microorganism (e.g., one genus or species of methylotrophic yeast, whether or not it has been codon-optimized) that is introduced into a different genus or species of methylotrophic yeast)). Similarly, a  
30 “heterologous” protein is a protein encoded by a heterologous nucleic acid.

A nucleic acid molecule is considered to be exogenous to a host organism when any portion thereof (e.g., a promoter sequence or a sequence of an encoded protein) is exogenous to the host organism. A nucleic acid molecule is considered to be heterologous to a host organism when any portion thereof (e.g., a promoter sequence or a sequence of an encoded protein) is heterologous to the host organism.

Nucleic acid constructs are provided herein that allow for genetically engineering a cell (e.g., a yeast cell (e.g., a methylotrophic yeast cell)). In some embodiments, nucleic acid constructs are provided herein that allow for genetically engineering a cell (e.g., a yeast cell (e.g., a methylotrophic yeast cell)) to produce an RNA. Recombinantly produced RNAs can be used to modify a function of the cell, for example by RNA interference or as a guide for DNA editing. In some embodiments, nucleic acid constructs are provided herein that allow for genetically engineering a cell (e.g., a yeast cell (e.g., a methylotrophic yeast cell)) to produce a product (e.g., a protein). In some embodiments, nucleic acid constructs are provided herein that allow for genetically engineering a cell (e.g., a yeast cell (e.g., a methylotrophic yeast cell)) to produce an exogenous product (e.g., a protein). In some embodiments, nucleic acid constructs are provided herein that allow for genetically engineering a cell (e.g., a yeast cell (e.g., a methylotrophic yeast cell)) to produce a heterologous product (e.g., a protein). In some embodiments, a nucleic acid constructs are provided herein that allow for genetically engineering a cell (e.g., a yeast cell (e.g., a methylotrophic yeast cell)) to produce a product (e.g., a protein) in the absence of methanol. In addition, nucleic acid constructs are provided herein that allow for genetically engineering a cell (e.g., a yeast cell (e.g., a methylotrophic yeast cell)) to increase the expression of a heme-binding protein.

Also provided herein is a cell including any of the promoter elements described herein. A cell can be any appropriate cell. For example, a cell can be a bacterial cell (e.g., an *E. coli* cell, a *B. subtilis* cell, or a *Lactococcus lactis* cell), a fungal cell, an algal cell, a plant cell, an insect cell, or a mammalian cell. In some embodiments, a cell can be a yeast cell. Non-limiting examples of yeast cells include *Pichia* (e.g., *Pichia methanolica*, *Pichia pastoris*), *Candida* (e.g., *Candida boidinii*) cells, *Hansenula* (e.g., *Hansenula polymorpha*) cells, *Torulopsis* cells, and *Sacharomyces* (e.g., *Sacharomyces cerevisiae*) cells. In some embodiments, a cell can be a methylotrophic yeast cell. Non-limiting examples of methylotrophic yeast cells include *Pichia*

cells, *Candida* cells, *Hansenula* cells, and *Torulopsis* cells. In some embodiments, a cell can be a *Pichia* cell or a *Sacharomyces* cell.

In some embodiments, this document provides a cell containing a nucleic acid construct (e.g., a first nucleic acid construct, a second nucleic acid construct, and so forth) including a nucleotide sequence operably linked to a promoter element as described herein. A nucleic acid construct including a nucleotide sequence can include any appropriate nucleotide sequence.

As used herein, “operably linked” means that a promoter or other expression element(s) are positioned relative to a coding sequence in such a way as to direct or regulate expression of the coding sequence (e.g., in-frame).

It will be appreciated that a nucleic acid construct including a nucleotide sequence operably linked to any of the promoter elements as described herein can include nucleotide sequence of interest. In some embodiments, transcription and/or translation of a nucleotide sequence can result in the production of a product (e.g., protein, DNA, RNA, or a small molecule) of interest. For example, in some embodiments, a nucleic acid construct including a nucleotide sequence can be a nucleic acid construct encoding a protein. For example, in some embodiments, a nucleic acid construct including a nucleotide sequence can be a nucleic acid construct encoding an RNA (e.g., an mRNA, a tRNA, a ribozyme, a siRNA, miRNA, or a shRNA). For example, in some embodiments, a nucleic acid construct including a nucleotide sequence can be a nucleic acid construct encoding a DNA. For example, in some embodiments, a nucleic acid construct including a nucleotide sequence can be a nucleic acid construct whose transcription results in or contributes to the production of a small molecule (e.g., heme, ethanol, or a pharmaceutically active agent).

In some embodiments, a nucleic acid construct (e.g., a first nucleic acid construct, a second nucleic acid construct, and so forth) including a nucleotide sequence can be a nucleic acid construct encoding a protein (e.g., a first protein, a second protein, and so forth).

Recombinantly expressed proteins can be widely used in many applications, such as for food, research, and medicine. In some embodiments, a protein encoded by a nucleic acid construct including a nucleotide sequence operably linked to any of the promoter elements as described herein can be a dehydrin, a phytase, a protease, a catalase, a lipase, a peroxidase, an amylase, a transglutaminase, an oxidoreductase, a transferase, a hydrolase, a lyase, an isomerase,

or a ligase. In some embodiments, a protein encoded by a nucleic acid operably linked to any of the promoter elements as described herein can be an antibody or fragment thereof (e.g., adalimumab, rituximab, trastuzumab, bevacizumab, infliximab, or ranibizumab), an enzyme (e.g., a therapeutic enzyme such as alpha-galactosidase A, alpha-L-iduronidase, N-acetylgalactosamine-4-sulfatase, dornase alfa, glucocerebrosidase, tissue plasminogen activator, rasburicase, an industrial enzyme (e.g., a catalase, a cellulase, a laccase, a glutaminase, or a glycosidase), or a biocatalyst (e.g., a transaminase, a cytochrome P450, a kinase, a phosphorylase, or an isomerase)), a regulatory protein (e.g., a transcription factor (e.g. Mxr1, Adr1)), a peptide hormone (e.g., insulin, insulin-like growth factor 1, granulocyte colony-stimulating factor, follicle-stimulating hormone, or a growth hormone such as human growth hormone), a blood clotting protein (e.g., Factor VII), a cytokine (e.g., an interferon or erythropoietin), or a cytokine inhibitor (e.g., etanercept).

In some embodiments, a protein can be a heme-binding protein (e.g., an exogenous or heterologous heme binding protein). In some embodiments, a heme-binding protein can be selected from the group consisting of a globin (PF00042 in the Pfam database), a cytochrome (e.g., a cytochrome P450, a cytochrome a, a cytochrome b, a cytochrome c), a cytochrome c oxidase, a ligninase, a catalase, and a peroxidase. In some embodiments, a globin can be selected from the group consisting of an androglobin, a chlorocruorin, a cytoglobin, an erythrocrucorin, a flavohemoglobin, a globin E, a globin X, a globin Y, a hemoglobin (e.g., a beta hemoglobin, an alpha hemoglobin), a histoglobin, a leghemoglobin, a myoglobin, a neuroglobin, a non-symbiotic hemoglobin, a protoglobin, and a truncated hemoglobin (e.g., a HbN, a HbO, a Glb3, a cyanoglobin). In some embodiments, the heme-binding protein can be a non-symbiotic hemoglobin. In some embodiments, the heme-binding protein can be a leghemoglobin. In some embodiments, the heme-binding protein can be soybean leghemoglobin (LegH). A reference amino acid sequence for LegH is provided in Figure 1 as SEQ ID NO: 4. LegH is a protein that binds to heme, which results in a characteristic absorption at 415 nm and a distinct red color. The LegH protein (also known as LGB2) is naturally found in root nodules of soybean (see, for example, UniprotKB Accession No. P02236). See, also, WO 2014/110539 and WO 2014/110532, each of which is incorporated by reference herein in its entirety. In some embodiments, a heme-binding protein can have an amino acid sequence that is at least 70% (e.g.,

at least 75%, 80%, 85%, 90%, 91%, 92%, 93%, 94%, 95%, 96%, 97%, 98%, or 99%) identical to the amino acid sequence set forth in any of SEQ ID NOs: 1-27 (Figure 1). In some embodiments, a heme-binding protein is the amino acid sequence set forth in any of SEQ ID NOs: 1-27 (Figure 1).

5 While the materials and methods are exemplified herein using an alcohol oxidase promoter element from a *Pichia* species (*P. pastoris*), other organisms can be used. For example, an alcohol oxidase promoter element from a different methylotrophic yeast can be used, such as other species of the *Pichia* genus or species from any of the *Candida*, *Hansenula*, *Pichia*, and *Torulopsis* genera. Non-limiting examples of methylotrophic yeast species include *Pichia*  
10 *methanolica*, *Pichia pastoris*, *Candida boidinii*, and *Hansenula polymorpha* (also called *Pichia angusta*). In some embodiments, a promoter element can be an alcohol oxidase promoter element from any of the *Candida*, *Hansenula*, *Pichia*, and *Torulopsis* genera. In some embodiments, a promoter element can have at least 70% (e.g., at least 75%, 80%, 85%, 90%, 95%, 97%, 98%, or 99%) sequence identity to an alcohol oxidase promoter element from any of the *Candida*,  
15 *Hansenula*, *Pichia*, and *Torulopsis* genera. In some embodiments, a promoter element can be an alcohol oxidase promoter element from any of the *Candida*, *Hansenula*, *Pichia*, and *Torulopsis* genera. In some embodiments, a promoter element can be an alcohol oxidase promoter element from *Pichia methanolica*, *Pichia pastoris*, *Candida boidinii*, or *Hansenula polymorpha*. In some embodiments, a promoter element can have at least 70% (e.g., at least 75%, 80%, 85%, 90%,  
20 95%, 97%, 98%, or 99%) sequence identity to an alcohol oxidase promoter element from *Pichia methanolica*, *Pichia pastoris*, *Candida boidinii*, or *Hansenula polymorpha*. In some embodiments, a promoter element can be an alcohol oxidase promoter element from *Pichia methanolica*, *Pichia pastoris*, *Candida boidinii*, or *Hansenula polymorpha*. Non-limiting examples of other alcohol oxidase promoters include the AOX2 promoter from *Pichia pastoris* (see, e.g., Ohi, Hideyuki, et al. Molecular and General Genetics MGG 243.5 (1994): 489-499,  
25 incorporated herein by reference in its entirety), the alcohol oxidase (AOD1) promoter from *Candida boidinii* (see, for example, GenBank Accession No. YSAAOD1A), the alcohol oxidase (MOX) promoter from *Hansenula polymorpha* (see, for example, GenBank Accession No. X02425), or the MOD1 or MOD2 promoter from *Pichia methanolica* (see, for example, Raymond et al., 1998, Yeast, 14:11-23; and Nakagawa et al., 1999, Yeast, 15:1223-30). In some  
30

embodiments, an alcohol oxidase promoter element can be selected from the group consisting of a promoter element from AOX1, AOX2, AOD1, MOX, MOD1, and MOD2. In some embodiments, an alcohol oxidase promoter element can be a promoter element from AOX1. In some embodiments, an alcohol oxidase promoter element can be a promoter element from AOX2. In some embodiments, an alcohol oxidase promoter element can be a promoter element from AOD1. In some embodiments, an alcohol oxidase promoter element can be a promoter element from MOX. In some embodiments, an alcohol oxidase promoter element can be a promoter element from MOD1. In some embodiments, an alcohol oxidase promoter element can be a promoter element from MOD2.

In some embodiments, any of the cells (e.g., yeast cells (e.g., methylotrophic yeast cells)) described herein can include a second nucleic acid construct including a nucleotide sequence, transcription and/or translation of which can result in the production of a product a second product (e.g., a protein, an RNA, a DNA, or a small molecule) operably linked to a promoter element. In some embodiments, the promoter element to which the nucleotide sequence of the second nucleic acid construct is operably linked is the same as the promoter element to which the nucleotide sequence of the first nucleic acid construct is operably linked. In some embodiments, the promoter element to which the nucleotide sequence of the second nucleic acid construct is operably linked is a second promoter element. In some embodiments, a second promoter element can be any of the promoter elements described herein. In some embodiments, the second promoter element can have the same sequence as the first promoter element. In some embodiments, the second promoter element can include one or more mutations corresponding to nucleotide positions 668-734 (e.g., nucleotide positions 673-729, nucleotide positions 678-724, nucleotide positions 683-719, or nucleotide positions 688-714) relative to SEQ ID NO: 28. In some embodiments, the second promoter element can include one or more (e.g., 2, 3, 4, 5, 6, 7, 8, 9, 10, 11, 12, 13, 14, 15, 16, 17, 18, or 19) mutations selected from the group consisting of mutations corresponding to T146C, C154T, T303C, T426A, A433T, A435G, T530A, C572T, T596C, T617C, T688C, A696T, T702C, A709G, A712G, T714G, A790G, A841T, and T862A relative to SEQ ID NO: 28. . In some embodiments, the second promoter element can include one or more (e.g., 2, 3, 4, 5, 6, 7, 8, 9, 10, 11, 12, 13, 14, 15, 16, 17, 18, or 19) mutations selected from the group consisting of mutations corresponding to 146C, 154T, 303C, 426A, 433T, 435G,

530A, 572T, 596C, 617C, 688C, 696T, 702C, 709G, 712G, 714G, 790G, 841T, and 862A relative to SEQ ID NO: 28, as long as the indicated nucleobase is not the same as the corresponding naturally-occurring nucleobase. In some embodiments, one or more (e.g., 2, 3, 4, 5, 6, 7, 8, 9, 10, 11, 12, 13, 14, 15, 16, 17, 18, or 19) mutations at positions corresponding to the following positions relative to SEQ ID NO: 28 can be present in a second promoter element: T146; C154; T303; T426; A433; A435; T530; C572; T596; T617; T688; A696; T702; A709; A712; T714; A790; A841; or T862. . In some embodiments, one or more (e.g., 2, 3, 4, 5, 6, 7, 8, 9, 10, 11, 12, 13, 14, 15, 16, 17, 18, or 19) mutations at positions corresponding to the following positions relative to SEQ ID NO: 28 can be present in a second promoter element: 146; 154; 303; 426; 433; 435; 530; 572; 596; 617; 688; 696; 702; 709; 712; 714; 790; 841; or 862. In some embodiments, the second promoter element can include one or more (e.g., 2, 3, 4, or 5) mutations selected from the group consisting of mutations corresponding to T688C, A696T, T702C, A712G, or T714G relative to SEQ ID NO: 28. In some embodiments, the second promoter element can include one or more (e.g., 2, 3, 4, or 5) mutations selected from the group consisting of mutations corresponding to 688C, 696T, 702C, 712G, or 714G relative to SEQ ID NO: 28, as long as the indicated nucleobase is not the same as the corresponding naturally-occurring nucleobase. In some embodiments, one or more (e.g., 2, 3, 4, or 5) mutations corresponding to one of the following positions relative to SEQ ID NO: 28 can be present in a second promoter element: T688; A696; T702; A712; or T714. In some embodiments, one or more (e.g., 2, 3, 4, or 5) mutations corresponding to one of the following positions relative to SEQ ID NO: 28 can be present in a second promoter element: 688; 696; 702; 712; or 714. In some embodiments, the second promoter element can be an inducible promoter element (e.g., a methanol-inducible promoter element) or a constitutive promoter element.

Any of a number of inducible promoters can generally be used when genetically engineering cells (e.g., yeast (e.g., methylotrophic yeast)). For example, a methanol-inducible promoter, or a promoter element therefrom, can be used. Suitable methanol inducible promoters include pAOX1, as described herein, as well as other methanol-inducible promoters, or promoter elements therefrom. These include, without limitation, the pAOX2 promoter from *Pichia pastoris*, the alcohol oxidase (AOD1) promoter from *Candida boidinii* (see, for example, GenBank Accession No. YSAAOD1A), the alcohol oxidase (MOX) promoter from *Hansenula*

*polymorpha* (see, for example, GenBank Accession No. X02425), the MOD1 or MOD2 promoter from *Pichia methanolica* (see, for example, Raymond et al., 1998, *Yeast*, 14:11-23; and Nakagawa et al., 1999, *Yeast*, 15:1223-30), the DHAS promoter from *P. pastoris* (see, for example, GenBank Accession No. FJ752551) or a promoter element therefrom, the formaldehyde dehydrogenase (FLD1) promoter from *P. pastoris* (see, for example, GenBank Accession No. AF066054), or the PEX8 promoter from *P. pastoris* (see, for example, Kranthi et al., 2010, *Yeast*, 27:705-11). All of these promoters are known to be induced by methanol. Suitable constitutive promoters and constitutive promoter elements include, without limitation, the *P. pastoris* promoter (or a portion thereof) from the transcriptional elongation factor EF-1 $\alpha$  gene (TEF1), which is strongly transcribed in a constitutive manner. Other suitable constitutive promoters (or promoter elements therefrom) also can be used, including, without limitation, the glyceraldehyde-3-phosphate dehydrogenase (GAPDH) promoter from *P. pastoris* (see, for example, GenBank Accession No. U62648.1), the promoter from the potential glycosyl phosphatidyl inositol (GPI)-anchored protein, GCW14p (PAS\_chr1-4\_0586) from *P. pastoris* (see, for example, GenBank Accession No. XM\_002490678), and the promoter from the 3-phosphoglycerate kinase gene (PGK1) from *P. pastoris* (see, for example, GenBank Accession No. AY288296). Further, it is noted that a combination of inducible (e.g., methanol-inducible) and constitutive promoters (or promoter elements therefrom) can be combined to further increase the expression of any of the nucleic acids operably linked thereto.

In some embodiments, a second protein can be any of the proteins as described above. In some embodiments, the second protein can be a transcription factor (e.g., Mxr1). In some embodiments, any of the promoter elements herein (e.g., a first promoter element or a second promoter element) can contain one or more recognition sequences for a transcription factor. Therefore, in some embodiments, a feedback loop may be constructed such that the transcription factor drives the expression of a protein of interest and also expression of additional copies of the transcription factor. In some embodiments, the transcription factor can be Mxr1. In some embodiments, the second protein can be a protein involved in heme biosynthesis (e.g., a protein selected from the group consisting of aminolevulinic acid synthase (ALAS),  $\delta$ -aminolevulinic acid dehydratase (ALAD), porphobilinogen deaminase (PBGD), uroporphyrinogen III synthase

(UPG3S), uroporphyrinogen III decarboxylase (UPG3D), coprotoporphyrinogen oxidase (COPROX), protoporphyrinogen IX oxidase (PROTOX), and/or ferrochelatase (FC)).

Nucleic acids encoding one or more of the eight different enzymes involved in heme biosynthesis (as determined and annotated from the sequence of the *Pichia pastoris* genome) can be expressed as described herein. For example, a heterologous nucleic acid molecule encoding ALA synthase, ALA dehydratase, porphobilinogen deaminase, UPG III synthase, UPG III decarboxylase, CPG oxidase, PPG oxidase, and ferrochelatase can be expressed in the strains (e.g., yeast strains (e.g., methylotrophic yeast strains)) described herein. For genetically engineering cells (e.g., yeast (e.g., methylotrophic yeast)) to contain more than one heterologous nucleic acids (e.g., transgenes), a combination of methanol-inducible and constitutive promoters, or elements therefrom, can be combined to further increase the expression of such nucleic acids.

It will be understood that any of the cells (e.g., yeast cells (e.g., methylotrophic yeast cells)) described herein can include additional nucleic acid constructs as a third, fourth, fifth, and so on, nucleic acid construct, and such constructs can, in some embodiments, be as described above for a second nucleic acid construct.

Previous studies in *Saccharomyces cerevisiae* identified ALAD and porphobilinogen deaminase as rate limiting enzymes in heme biosynthesis (see, for example, Hoffman et al., 2003, *Biochem. Biophys. Res. Commun.*, 310(4):1247-53). However, heterologous expression of individual heme enzymes in *P. pastoris* from the glyceraldehyde-3-phosphate dehydrogenase (GAP) promoter failed to overcome limitations associated with the expression of a recombinant protein containing a heme (see, Krainer et al., 2015, *Microb. Cell Fact.*, 13;14:4). Expression of a recombinant heme containing protein in *P. pastoris* can be achieved by co-expressing the entire heme biosynthetic pathway from methanol-inducible promoters, although it would be appreciated that one or more of the genes involved in the heme biosynthetic pathway could be expressed from one or more constitutive promoters (see, e.g., U.S. Patent No. 9,938,327, which is incorporated by reference in its entirety).

Also provided herein are methods of producing a product (e.g., a protein) using any of the nucleic acid constructs and/or cells described herein. In some embodiments, the methods provided herein can include expressing a nucleic acid construct including a nucleotide sequence (e.g., encoding a first protein) operably linked to a first promoter element. In some embodiments,

a first promoter element can be any promoter element described herein. In some embodiments, the first promoter element includes one or more mutations corresponding to nucleotide positions 668-734 (e.g., nucleotide positions 673-729, nucleotide positions 678-724, nucleotide positions 683-719, or nucleotide positions 688-714) relative to SEQ ID NO: 28. In some embodiments, the methods provided herein can include expressing a nucleic acid construct including a nucleotide sequence (e.g., encoding a first protein) operably linked to a first promoter element, where the first promoter element includes one or more (e.g., 2, 3, 4, 5, 6, 7, 8, 9, 10, 11, 12, 13, 14, 15, 16, 17, 18, or 19) mutations selected from the group consisting of mutations corresponding to T146C, C154T, T303C, T426A, A433T, A435G, T530A, C572T, T596C, T617C, T688C, A696T, T702C, A709G, A712G, T714G, A790G, A841T, and T862A relative to SEQ ID NO: 28. . In some embodiments, the methods provided herein can include expressing a nucleic acid construct including a nucleotide sequence (e.g., encoding a first protein) operably linked to a first promoter element, where the first promoter element includes one or more (e.g., 2, 3, 4, 5, 6, 7, 8, 9, 10, 11, 12, 13, 14, 15, 16, 17, 18, or 19) mutations selected from the group consisting of mutations corresponding to 146C, 154T, 303C, 426A, 433T, 435G, 530A, 572T, 596C, 617C, 688C, 696T, 702C, 709G, 712G, 714G, 790G, 841T, and 862A relative to SEQ ID NO: 28, as long as the indicated nucleobase is not the same as the corresponding naturally-occurring nucleobase. In some embodiments, the methods provided herein can include expressing a nucleic acid construct including a nucleotide sequence (e.g., encoding a first protein) operably linked to a first promoter element, wherein the promoter element includes one or more (e.g., 2, 3, 4, 5, 6, 7, 8, 9, 10, 11, 12, 13, 14, 15, 16, 17, 18, or 19) mutations at positions corresponding to the following positions relative to SEQ ID NO: 28: T146; C154; T303; T426; A433; A435; T530; C572; T596; T617; T688; A696; T702; A709; A712; T714; A790; A841; or T862. In some embodiments, the methods provided herein can include expressing a nucleic acid construct including a nucleotide sequence (e.g., encoding a first protein) operably linked to a first promoter element, wherein the promoter element includes one or more (e.g., 2, 3, 4, 5, 6, 7, 8, 9, 10, 11, 12, 13, 14, 15, 16, 17, 18, or 19) mutations at positions corresponding to the following positions relative to SEQ ID NO: 28: 146; 154; 303; 426; 433; 435; 530; 572; 596; 617; 688; 696; 702; 709; 712; 714; 790; 841; or 862. In some embodiments, the methods provided herein can include expressing a nucleic acid construct including a nucleotide sequence (e.g., encoding a first protein) operably

linked to a first promoter element, where the first promoter element includes one or more (e.g., 2, 3, 4, or 5) mutations selected from the group consisting of mutations corresponding to T688C, A696T, T702C, A712G, and T714G relative to SEQ ID NO: 28. In some embodiments, the methods provided herein can include expressing a nucleic acid construct including a nucleotide sequence (e.g., encoding a first protein) operably linked to a first promoter element, where the first promoter element includes one or more (e.g., 2, 3, 4, or 5) mutations selected from the group consisting of mutations corresponding to 688C, 696T, 702C, 712G, and 714G relative to SEQ ID NO: 28, as long as the indicated nucleobase is not the same as the corresponding naturally-occurring nucleobase. In some embodiments, the methods provided herein can include expressing a nucleic acid construct including a nucleotide sequence (e.g., encoding a first protein) operably linked to a first promoter element, wherein the promoter element includes one or more one or more (e.g., 2, 3, 4, or 5) mutations at positions corresponding to the following positions relative to SEQ ID NO: 28: T688; A696; T702; A712; or T714. In some embodiments, the methods provided herein can include expressing a nucleic acid construct including a nucleotide sequence (e.g., encoding a first protein) operably linked to a first promoter element, wherein the promoter element includes one or more one or more (e.g., 2, 3, 4, or 5) mutations at positions corresponding to the following positions relative to SEQ ID NO: 28: 688; 696; 702; 712; or 714. In some embodiments of any of the methods described herein, the method can be performed in the absence of added methanol. In some embodiments, the primary carbon source for methylotrophic yeast cells can be dextrose, sucrose, xylose, lactose, maltose, isomaltose, arabinose, sugar alcohols, ethanol, acetate, or glycerol. In some embodiments, the primary carbon source can be selected from the group consisting of glucose, sucrose, sorbitol, methanol, and glycerol. In some embodiments, the primary carbon source can be selected from the group consisting of glucose, sucrose, sorbitol, and glycerol. In some embodiments the primary carbon source can be an oligosaccharide or a polysaccharide (e.g., a starch, a pectin, cellulose, or hemicellulose). In some embodiments, the primary carbon source for a methylotrophic yeast cell can be a mixture of sugars (e.g., derived from cellulosic biomass or starch).

In some embodiments, the methods provided herein allow for an increase in the titer of a product (e.g., a protein). In some embodiments, the titer of a product (e.g., a protein) can be increased by at least 5% (e.g., at least 6%, 7%, 8%, 9%, 10%, 15%, 20%, 30%, 40%, 50%, 60%,

70%, 80%, 90%, 100%, 150%, 200%, 250%, 300%, 350%, 400%, 500%, 600%, 700%, 800%, 900%, 1000%, or more) compared to a corresponding method lacking a nucleic acid construct as described herein. In some embodiments, the titer of a product (e.g., a protein) can be increased by at least 5% (e.g., at least 6%, 7%, 8%, 9%, 10%, 15%, 20%, 30%, 40%, 50%, 60%, 70%, 80%, 90%, 100%, 150%, 200%, 250%, 300%, 350%, 400%, 500%, 600%, 700%, 800%, 900%, 1000% or more) compared to a corresponding method that includes expressing a nucleic acid encoding a first product (e.g., a protein) operably linked to a first promoter element, where the first promoter element lacks any mutation in a nucleotide position corresponding to nucleotide positions 668-734 (e.g., nucleotide positions 673-729, nucleotide positions 678-724, nucleotide positions 683-719, or nucleotide positions 688-714) relative to SEQ ID NO: 28. In some embodiments, the titer of a product (e.g., a protein) can be increased by at least 5% (e.g., at least 6%, 7%, 8%, 9%, 10%, 15%, 20%, 30%, 40%, 50%, 60%, 70%, 80%, 90%, 100%, 150%, 200%, 250%, 300%, 350%, 400%, 500%, 600%, 700%, 800%, 900%, 1000% or more) compared to a corresponding method that includes expressing a nucleic acid construct including a nucleotide sequence (e.g., encoding a first protein) operably linked to a first promoter element, where the first promoter element lacks any mutation selected from the group consisting of mutations corresponding to T146C, C154T, T303C, T426A, A433T, A435G, T530A, C572T, T596C, T617C, T688C, A696T, T702C, A709G, A712G, T714G, A790G, A841T, and T862A relative to SEQ ID NO: 28. In some embodiments, the titer of a product (e.g., a protein) can be increased by at least 5% (e.g., at least 6%, 7%, 8%, 9%, 10%, 15%, 20%, 30%, 40%, 50%, 60%, 70%, 80%, 90%, 100%, 150%, 200%, 250%, 300%, 350%, 400%, 500%, 600%, 700%, 800%, 900%, 1000% or more) compared to a corresponding method that includes expressing a nucleic acid construct including a nucleotide sequence (e.g., encoding a first protein) operably linked to a first promoter element, where the first promoter element lacks any mutation selected from the group consisting of mutations corresponding to 146C, 154T, 303C, 426A, 433T, 435G, 530A, 572T, 596C, 617C, 688C, 696T, 702C, 709G, 712G, 714G, 790G, 841T, and 862A relative to SEQ ID NO: 28, as long as the indicated nucleobase is not the same as the corresponding naturally-occurring nucleobase. In some embodiments, the titer of a product (e.g., a protein) can be increased by at least 5% (e.g., at least 6%, 7%, 8%, 9%, 10%, 15%, 20%, 30%, 40%, 50%, 60%, 70%, 80%, 90%, 100%, 150%, 200%, 250%, 300%, 350%, 400%, 500%, 600%, 700%, 800%, 900%, 1000% or more) compared to a corresponding method that includes expressing a nucleic acid construct including a nucleotide sequence (e.g., encoding a first protein) operably linked to a first promoter element, where the first promoter element lacks any mutation selected from the group consisting of mutations corresponding to 146C, 154T, 303C, 426A, 433T, 435G, 530A, 572T, 596C, 617C, 688C, 696T, 702C, 709G, 712G, 714G, 790G, 841T, and 862A relative to SEQ ID NO: 28, as long as the indicated nucleobase is not the same as the corresponding naturally-occurring nucleobase. In some embodiments, the titer of a product (e.g., a protein) can be increased by at least 5% (e.g., at least 6%, 7%, 8%, 9%, 10%, 15%, 20%, 30%, 40%, 50%, 60%, 70%, 80%, 90%, 100%, 150%, 200%, 250%, 300%, 350%, 400%, 500%, 600%, 700%, 800%, 900%, 1000% or more) compared to a corresponding method that includes expressing a nucleic acid construct including a nucleotide sequence (e.g., encoding a first protein) operably linked to a first promoter element, where the first promoter element lacks any mutation selected from the group consisting of mutations corresponding to 146C, 154T, 303C, 426A, 433T, 435G, 530A, 572T, 596C, 617C, 688C, 696T, 702C, 709G, 712G, 714G, 790G, 841T, and 862A relative to SEQ ID NO: 28, as long as the indicated nucleobase is not the same as the corresponding naturally-occurring nucleobase.

900%, 1000% or more) compared to a corresponding method that includes expressing a nucleic acid construct including a nucleotide sequence (e.g., encoding a first protein) operably linked to a first promoter element, where the first promoter element lacks any mutation in a nucleotide position corresponding to nucleotide positions T146, C154, T303, T426, A433, A435, T530, C572, T596, T617, T688, A696, T702, A709, A712, T714, A790, A841, and T862 relative to SEQ ID NO: 28. In some embodiments, the titer of a product (e.g., a protein) can be increased by at least 5% (e.g., at least 6%, 7%, 8%, 9%, 10%, 15%, 20%, 30%, 40%, 50%, 60%, 70%, 80%, 90%, 100%, 150%, 200%, 250%, 300%, 350%, 400%, 500%, 600%, 700%, 800%, 900%, 1000% or more) compared to a corresponding method that includes expressing a nucleic acid construct including a nucleotide sequence (e.g., encoding a first protein) operably linked to a first promoter element, where the first promoter element lacks any mutation in a nucleotide position corresponding to nucleotide positions 146, 154, 303, 426, 433, 435, 530, 572, 596, 617, 688, 696, 702, 709, 712, 714, 790, 841, and 862 relative to SEQ ID NO: 28.

In some embodiments, the titer of a product (e.g., a protein) can be increased by at least 5% (e.g., at least 6%, 7%, 8%, 9%, 10%, 15%, 20%, 30%, 40%, 50%, 60%, 70%, 80%, 90%, 100%, 150%, 200%, 250%, 300%, 350%, 400%, 500%, 600%, 700%, 800%, 900%, 1000% or more) compared to a corresponding method that includes expressing a nucleic acid construct including a nucleotide sequence (e.g., encoding a first protein) operably linked to a first promoter element, where the first promoter element lacks any mutation selected from the group consisting of mutations corresponding to T688C, A696T, T702C, A712G, and T714G relative to SEQ ID NO: 28. In some embodiments, the titer of a product (e.g., a protein) can be increased by at least 5% (e.g., at least 6%, 7%, 8%, 9%, 10%, 15%, 20%, 30%, 40%, 50%, 60%, 70%, 80%, 90%, 100%, 150%, 200%, 250%, 300%, 350%, 400%, 500%, 600%, 700%, 800%, 900%, 1000% or more) compared to a corresponding method that includes expressing a nucleic acid construct including a nucleotide sequence (e.g., encoding a first protein) operably linked to a first promoter element, where the first promoter element lacks any mutation selected from the group consisting of mutations corresponding to 688C, 696T, 702C, 712G, and 714G relative to SEQ ID NO: 28.

In some embodiments, the titer of a product (e.g., a protein) can be increased by at least 5% (e.g., at least 6%, 7%, 8%, 9%, 10%, 15%, 20%, 30%, 40%, 50%, 60%, 70%, 80%, 90%, 100%, 150%, 200%, 250%, 300%, 350%, 400%, 500%, 600%, 700%, 800%, 900%, 1000% or more)

5 compared to a corresponding method that includes expressing a nucleic acid construct including a nucleotide sequence (e.g., encoding a first protein) operably linked to a first promoter element, where the first promoter element lacks any mutation in a nucleotide position corresponding to nucleotide positions T688, A696, T702, A712, and T714 relative to SEQ ID  
10 NO: 28. In some embodiments, the titer of a product (e.g., a protein) can be increased by at least 5% (e.g., at least 6%, 7%, 8%, 9%, 10%, 15%, 20%, 30%, 40%, 50%, 60%, 70%, 80%, 90%, 100%, 150%, 200%, 250%, 300%, 350%, 400%, 500%, 600%, 700%, 800%, 900%, 1000% or more) compared to a corresponding method that includes expressing a nucleic acid construct including a nucleotide sequence (e.g., encoding a first protein) operably linked to a first promoter  
15 element, where the first promoter element lacks any mutation in a nucleotide position corresponding to nucleotide positions 688, 696, 702, 712, and 714 relative to SEQ ID NO: 28.

Generally, a “titer” is the measurement of the amount of a substance in solution. As used  
20 herein, the “titer” of a heme-binding protein refers to the overall amount of the polypeptide, whether or not it is bound to heme, unless otherwise specified. The titer of a product (e.g., a protein) can be measured by any suitable method, such as high-performance liquid chromatography (HPLC), high-performance liquid chromatography-mass spectrometry (HPLC-  
25 MS), enzyme-linked immunosorbent assay (ELISA), or ultraviolet and/or visible light spectroscopy.

As used herein, a “corresponding method” is a method that is essentially identical to a  
30 reference method in all ways except for the identified difference. For example, a corresponding method for expressing a nucleic acid construct including a nucleotide sequence (e.g., encoding a first protein) operably linked to a first promoter element, where the first promoter element lacks one or more mutations corresponding to a mutation in a nucleotide position corresponding to  
nucleotide positions 668-734 (e.g., nucleotide positions 673-729, nucleotide positions 678-724,  
nucleotide positions 683-719, or nucleotide positions 688-714) relative to SEQ ID NO: 28 would  
essentially be the same as the reference method in all aspects (e.g., genetic makeup of cell,  
temperature and time of culture, and so forth), except that the corresponding method would  
express a nucleic acid construct including a nucleotide sequence (e.g., encoding a first protein)  
operably linked to a first promoter element that lacks any mutations corresponding to a mutation

in a nucleotide position corresponding to nucleotide positions 668-734 (e.g., nucleotide positions 673-729, nucleotide positions 678-724, nucleotide positions 683-719, or nucleotide positions 688-714) relative to SEQ ID NO: 28. For example, a corresponding method for expressing a nucleic acid construct including a nucleotide sequence (e.g., encoding a first protein) operably  
5 linked to a first promoter element, where the first promoter element lacks one or more mutations selected from the group consisting of mutations corresponding to T146C, C154T, T303C, T426A, A433T, A435G, T530A, C572T, T596C, T617C, T688C, A696T, T702C, A709G, A712G, T714G, A790G, A841T, and T862A relative to SEQ ID NO: 28 would essentially be the same as the reference method in all aspects (e.g., genetic makeup of cell, temperature and time of  
10 culture, and so forth), except that the corresponding method would express a nucleic acid construct including a nucleotide sequence (e.g., encoding a first protein) operably linked to a first promoter element that lacks any of the mutations included in the group consisting of mutations corresponding to T146C, C154T, T303C, T426A, A433T, A435G, T530A, C572T, T596C, T617C, T688C, A696T, T702C, A709G, A712G, T714G, A790G, A841T, and T862A relative to  
15 SEQ ID NO: 28. For example, a corresponding method for expressing a nucleic acid construct including a nucleotide sequence (e.g., encoding a first protein) operably linked to a first promoter element, where the first promoter element lacks one or more mutations at a nucleotide position corresponding to nucleotide positions T146, C154, T303, T426, A433, A435, T530, C572, T596, T617, T688, A696, T702, A709, A712, T714, A790, A841, and T862 relative to SEQ ID NO: 28  
20 would essentially be the same as the reference method in all aspects (e.g., genetic makeup of cell, temperature and time of culture, and so forth), except that the corresponding method would express a nucleic acid construct including a nucleotide sequence (e.g., encoding a first protein) operably linked to a first promoter element that lacks any of the mutations at a nucleotide position corresponding to nucleotide positions T146, C154, T303, T426, A433, A435, T530,  
25 C572, T596, T617, T688, A696, T702, A709, A712, T714, A790, A841, and T862 relative to SEQ ID NO: 28. For example, a corresponding method for expressing a nucleic acid construct including a nucleotide sequence (e.g., encoding a first protein) operably linked to a first promoter element, where the first promoter element lacks one or more mutations selected from the group consisting of mutations corresponding to 146C, 154T, 303C, 426A, 433T, 435G, 530A, 572T,  
30 596C, 617C, 688C, 696T, 702C, 709G, 712G, 714G, 790G, 841T, and 862A relative to SEQ ID

NO: 28 would essentially be the same as the reference method in all aspects (e.g., genetic makeup of cell, temperature and time of culture, and so forth), except that the corresponding method would express a nucleic acid construct including a nucleotide sequence (e.g., encoding a first protein) operably linked to a first promoter element that lacks any of the mutations included in the group consisting of mutations corresponding to 146C, 154T, 303C, 426A, 433T, 435G, 530A, 572T, 596C, 617C, 688C, 696T, 702C, 709G, 712G, 714G, 790G, 841T, and 862A relative to SEQ ID NO: 28. For example, a corresponding method for expressing a nucleic acid construct including a nucleotide sequence (e.g., encoding a first protein) operably linked to a first promoter element, where the first promoter element lacks one or more mutations at a nucleotide position corresponding to nucleotide positions 146, 154, 303, 426, 433, 435, 530, 572, 596, 617, 688, 696, 702, 709, 712, 714, 790, 841, and 862 relative to SEQ ID NO: 28 would essentially be the same as the reference method in all aspects (e.g., genetic makeup of cell, temperature and time of culture, and so forth), except that the corresponding method would express a nucleic acid construct including a nucleotide sequence (e.g., encoding a first protein) operably linked to a first promoter element that lacks any of the mutations at a nucleotide position corresponding to nucleotide positions 146, 154, 303, 426, 433, 435, 530, 572, 596, 617, 688, 696, 702, 709, 712, 714, 790, 841, and 862 relative to SEQ ID NO: 28.

For example, a corresponding method for expressing a nucleic acid construct including a nucleotide sequence (e.g., encoding a first protein) operably linked to a first promoter element, where the first promoter element lacks one or more mutations selected from the group consisting of mutations corresponding to T688C, A696T, T702C, A712G, and T714G relative to SEQ ID NO: 28 would essentially be the same as the reference method in all aspects (e.g., genetic makeup of cell, temperature and time of culture, and so forth), except that the corresponding method would express a nucleic acid construct including a nucleotide sequence (e.g., encoding a first protein) operably linked to a first promoter element that lacks any of the mutations included in the group consisting of mutations corresponding to T688C, A696T, T702C, A712G, and T714G relative to SEQ ID NO: 28. For example, a corresponding method for expressing a nucleic acid construct including a nucleotide sequence (e.g., encoding a first protein) operably linked to a first promoter element, where the first promoter element lacks one or more mutations selected from the group consisting of mutations corresponding to 688C, 696T, 702C, 712G, and

714G relative to SEQ ID NO: 28 would essentially be the same as the reference method in all aspects (e.g., genetic makeup of cell, temperature and time of culture, and so forth), except that the corresponding method would express a nucleic acid construct including a nucleotide sequence (e.g., encoding a first protein) operably linked to a first promoter element that lacks any of the mutations included in the group consisting of mutations corresponding to 688C, 696T, 702C, 712G, and 714G relative to SEQ ID NO: 28. For example, a corresponding method for expressing a nucleic acid construct including a nucleotide sequence (e.g., encoding a first protein) operably linked to a first promoter element, where the first promoter element lacks one or more mutations at a nucleotide position corresponding to nucleotide positions T688, A696, T702, A712, and T714 relative to SEQ ID NO: 28 would essentially be the same as the reference method in all aspects (e.g., genetic makeup of cell, temperature and time of culture, and so forth), except that the corresponding method would express a nucleic acid construct including a nucleotide sequence (e.g., encoding a first protein) operably linked to a first promoter element that lacks any of the mutations included in the group consisting of mutations corresponding to T688, A696, T702, A712, and T714 relative to SEQ ID NO: 28. For example, a corresponding method for expressing a nucleic acid construct including a nucleotide sequence (e.g., encoding a first protein) operably linked to a first promoter element, where the first promoter element lacks one or more mutations at a nucleotide position corresponding to nucleotide positions 688, 696, 702, 712, and 714 relative to SEQ ID NO: 28 would essentially be the same as the reference method in all aspects (e.g., genetic makeup of cell, temperature and time of culture, and so forth), except that the corresponding method would express a nucleic acid construct including a nucleotide sequence (e.g., encoding a first protein) operably linked to a first promoter element that lacks any of the mutations included in the group consisting of mutations corresponding to 688, 696, 702, 712, and 714 relative to SEQ ID NO: 28.

Genetically engineering a cell (e.g., a yeast cell (e.g., a methylotrophic yeast cell) typically includes introducing a recombinant nucleic acid molecule (also called a nucleic acid construct) into the cell. As described herein, a recombinant nucleic acid molecule typically includes an exogenous nucleic acid that encodes a product (e.g., a protein (e.g., a protein involved in heme biosynthesis, a heme-binding protein, or a transcription factor)) operably linked to at least one promoter element (e.g., an inducible or constitutive promoter element). In

some embodiments, a recombinant nucleic acid molecule can include a linear sequence of two or more protein-coding sequences operably linked to the same or separate promoter elements (e.g., a first promoter operably linked to a first nucleic acid construct including a nucleotide sequence (e.g., encoding a first protein) and a second promoter operably linked to a second nucleic acid construct including a nucleotide sequence (e.g., encoding a second protein), or a promoter operably linked to a first nucleic acid construct including a nucleotide sequence (e.g., encoding a first protein) and a second nucleic acid construct including a nucleotide sequence (e.g., encoding a second protein)). In some cases, a recombinant nucleic acid molecule including at least one promoter operably linked to a nucleotide sequence (e.g., encoding a protein) can be called a cassette.

A recombinant nucleic acid can include expression elements. Expression elements include nucleic acid sequences that direct and regulate expression of nucleic acid coding sequences. One example of an expression element is a promoter sequence. Expression elements also can include introns, enhancer sequences, response elements, or inducible elements that modulate expression of a nucleic acid. Expression elements can be of bacterial, yeast, insect, mammalian, or viral origin, and vectors can contain a combination of elements from different origins.

Nucleic acids can be detected using any number of amplification techniques (see, e.g., PCR Primer: A Laboratory Manual, 1995, Dieffenbach & Dveksler, Eds., Cold Spring Harbor Laboratory Press, Cold Spring Harbor, NY; and U.S. Patent Nos. 4,683,195; 4,683,202; 4,800,159; and 4,965,188) with an appropriate pair of oligonucleotides (e.g., primers). A number of modifications to the original PCR method have been developed and can be used to detect selected nucleic acids.

Suitable transcription factors, and nucleic acids encoding transcription factors (e.g., exogenous nucleic acids encoding transcription factors) include, for example, Mxr1 from *Pichia pastoris*. A representative *P. pastoris* Mxr1 nucleic acid sequence can be found, for example, in GenBank Accession No. DQ395124, while a representative *P. pastoris* Mxr1 polypeptide sequence can be found, for example, in GenBank Accession No. ABD57365. ). In some embodiments, the transcription factor can be a Mit1 sequence from *P. pastoris* (see, for example, GenBank Accession No. CAY70887). Suitable transcription factors also can be found in

*Hansenula polymorpha* (e.g., Adr1; see, for example, GenBank Accession No. AEOI02000005, bases 858873 to 862352, for the nucleic acid sequence and GenBank Accession No. ESX01253 for the amino acid sequence) and *Candida boidinii* (e.g., Trm1; see, for example, GenBank Accession No. AB365355 for the nucleic acid sequence and GenBank Accession No. BAF99700 for the amino acid sequence; and Trm2; see, for example, GenBank Accession No. AB548760 for the nucleic acid sequence and GenBank Accession No. BAJ07608 for the amino acid sequence).

Transcription factors such as Mxr1 may be normally expressed at low levels. In some embodiments, it is desirable to place the exogenous nucleic acid (e.g., the transcription factor) under control of a promoter that is inducible.

In some embodiments, a transcription factor can bind to a promoter element as described herein and activate transcription from the promoter element. In some embodiments, when a nucleic acid sequence encoding the transcription factor is operably linked to a promoter element to which it binds, a positive feedback loop can be created to help drive expression of other nucleic acid sequences (e.g., protein-encoding nucleic acid sequences) operably linked to the promoter. Non-limiting examples of transcription factors that can be used with an AOX1 promoter (e.g., a mutated AOX1 promoter) include Mxr1, Mit1, Adr1, Trm1, Trm2, and combinations thereof. In some embodiments, a transcription factor that can be used with an AOX1 promoter can include Mxr1. A non-limiting example of a transcription factor that can be used with an MOX promoter (e.g., a mutated MOX promoter) is Adr1. Non-limiting examples of transcription factors that can be used with an AOD1 promoter (e.g., a mutated AOD1 promoter) include Trm1, Trm2, or a combination thereof. In some embodiments, two methanol-regulated transcription factors (e.g., Mxr1 and Mit1) can be operably linked to a methanol inducible promoter element (e.g., pAOX1).

The recombinant nucleic acid molecules described herein can be stably integrated into the genome of the cell (e.g., yeast cell (e.g., methylotrophic yeast cell), or can be extrachromosomally expressed from a replication-competent plasmid. Methods of achieving both are well known and routinely used in the art.

In addition, it is noted that a first nucleic acid construct including a nucleotide sequence (e.g., encoding a first protein (e.g., a heme-binding protein)) operably linked to a promoter

element (e.g., a promoter element as described herein) can be physically separate from a second nucleic acid construct including a nucleotide sequence (e.g., encoding a second protein (e.g., a transcription factor)) operably linked to a promoter element (e.g., a promoter element as described herein) (that is, the first and second nucleic acid constructs can be completely separate molecules). Alternatively, a first nucleic acid construct including a nucleotide sequence (e.g., encoding a first protein) operably linked to a promoter element (e.g., a promoter element as described herein) and a second nucleic acid construct including a nucleotide sequence (e.g., encoding a second protein) operably linked to a promoter element (e.g., a promoter element as described herein) can be included in the same nucleic acid construct. In some embodiments, a first nucleic acid construct including a nucleotide sequence (e.g., encoding a first protein) operably linked to a promoter element can be contiguous with a second nucleic acid construct including a nucleotide sequence (e.g., encoding a second protein) operably linked to a promoter element. It would be appreciated by a skilled artisan that, if the second nucleic acid construct including a nucleotide sequence (e.g., encoding a second protein) is contiguous with the first nucleic acid construct including a nucleotide sequence (e.g., encoding a protein of interest), a single promoter, or promoter element therefrom, can be used to drive transcription of both or all of the nucleotide sequences (e.g., a nucleic acid encoding the first protein as well as a second protein).

Methods of introducing nucleic acids into cells (e.g., yeast cells (e.g., methylotrophic yeast cells)) are known in the art, and include, without limitation, transduction, electroporation, biolistic particle delivery, and chemical transformation. Methods of culturing cells (e.g., yeast cells (e.g., methylotrophic yeast cells)) also are known in the art. See, for example, Pichia Protocols, *Methods In Molecular Biology*, 389, Cregg, Ed., 2007, 2<sup>nd</sup> Ed., Humana Press, Inc. Under some circumstances, it may be desirable to introduce or add methanol to the culture media, although, as demonstrated herein, methanol is not required to obtain efficient expression at high levels of one or more products (e.g., proteins) of interest. Under some circumstances (e.g., when one or more nucleic acids encoding enzyme(s) involved in heme biosynthesis are expressed), it may be desirable to supplement the culture media with iron or a pharmaceutically or metabolically acceptable (or GRAS) salt thereof.

The methods provided herein also can include purifying an expressed protein. As used herein, an “enriched” protein is a protein that accounts for at least 5% (e.g., at least 6%, 7%, 8%, 9%, 10%, 15%, 20%, 25%, 30%, 35%, 40%, 45%, 50%, 55%, 60%, or more) by dry weight, of the mass of the production cell, or at least 10% (e.g., at least 15%, 20%, 25%, 30%, 35%, 40%, 45%, 50%, 55%, 60%, 65%, 70%, 75%, 80%, 90%, 95%, or 99%) by dry weight, the mass of the production cell lysate (e.g., excluding cell wall or membrane material). As used herein, a “purified” protein is a protein that has been separated from cellular components that naturally accompany it. Typically, the protein is considered “purified” when it is at least 70% (e.g., at least 75%, 80%, 85%, 90%, 95%, or 99%) by dry weight, free from other proteins and naturally occurring molecules with which it is naturally associated.

As used herein, nucleic acids can include DNA and RNA, and includes nucleic acids that contain one or more nucleotide analogs or backbone modifications. A nucleic acid can be single stranded or double stranded, which usually depends upon its intended use. Also provided are nucleic acids and polypeptides that differ from a given sequence. Nucleic acids and polypeptides can have at least 50% sequence identity (e.g., at least 55%, 60%, 65%, 70%, 75%, 80%, 81%, 82%, 83%, 84%, 85%, 86%, 87%, 88%, 89%, 90%, 91%, 92%, 93%, 94%, 95%, 96%, 97%, 98%, or 99% sequence identity) to a given nucleic acid or polypeptide sequence. In some embodiments, a nucleic acid or polypeptide can have 100% sequence identity to a given nucleic acid or polypeptide sequence.

In calculating percent sequence identity, two sequences are aligned and the number of identical matches of nucleotides or amino acid residues between the two sequences is determined. The number of identical matches is divided by the length of the aligned region (i.e., the number of aligned nucleotides or amino acid residues) and multiplied by 100 to arrive at a percent sequence identity value. It will be appreciated that the length of the aligned region can be a portion of one or both sequences up to the full-length size of the shortest sequence. It also will be appreciated that a single sequence can align with more than one other sequence and hence, can have different percent sequence identity values over each aligned region.

The alignment of two or more sequences to determine percent sequence identity can be performed using the computer program ClustalW and default parameters, which allows alignments of nucleic acid or polypeptide sequences to be carried out across their entire length

(global alignment). Chenna et al., 2003, *Nucleic Acids Res.*, 31(13):3497-500. ClustalW calculates the best match between a query and one or more subject sequences, and aligns them so that identities, similarities and differences can be determined. Gaps of one or more residues can be inserted into a query sequence, a subject sequence, or both, to maximize sequence alignments.

5 For fast pairwise alignment of nucleic acid sequences, the default parameters can be used (i.e., word size: 2; window size: 4; scoring method: percentage; number of top diagonals: 4; and gap penalty: 5); for an alignment of multiple nucleic acid sequences, the following parameters can be used: gap opening penalty: 10.0; gap extension penalty: 5.0; and weight transitions: yes. For fast pairwise alignment of polypeptide sequences, the following parameters can be used: word size:

10 1; window size: 5; scoring method: percentage; number of top diagonals: 5; and gap penalty: 3. For multiple alignment of polypeptide sequences, the following parameters can be used: weight matrix: blosum; gap opening penalty: 10.0; gap extension penalty: 0.05; hydrophilic gaps: on; hydrophilic residues: Gly, Pro, Ser, Asn, Asp, Gln, Glu, Arg, and Lys; and residue-specific gap penalties: on. ClustalW can be run, for example, at the Baylor College of Medicine Search

15 Launcher website or at the European Bioinformatics Institute website on the World Wide Web.

Changes can be introduced into a nucleic acid molecule, thereby leading to changes in the amino acid sequence of the encoded polypeptide. For example, changes can be introduced into nucleic acid coding sequences using mutagenesis (e.g., site-directed mutagenesis, PCR-mediated mutagenesis, transposon mutagenesis, chemical mutagenesis, UV mutagenesis or radiation

20 induced mutagenesis) or by chemically synthesizing a nucleic acid molecule having such changes. Such nucleic acid changes can lead to conservative and/or non-conservative amino acid substitutions at one or more amino acid residues. A “conservative amino acid substitution” is one in which one amino acid residue is replaced with a different amino acid residue having a similar side chain (see, for example, Dayhoff et al., 1978, *Atlas of Protein Sequence and*

25 *Structure*, 5(Suppl. 3):345-352, which provides frequency tables for amino acid substitutions), and a non-conservative substitution is one in which an amino acid residue is replaced with an amino acid residue that does not have a similar side chain. Nucleic acid and/or polypeptide sequences may be modified as described herein to improve one or more properties such as, without limitation, increased expression (e.g., transcription and/or translation), tighter regulation,

deregulation, loss of catabolite repression, modified specificity, secretion, thermostability, solvent stability, oxidative stability, protease resistance, catalytic activity, and/or color.

As used herein, an “isolated” nucleic acid molecule is a nucleic acid molecule that is free of sequences that naturally flank one or both ends of the nucleic acid in the genome of the organism from which the isolated nucleic acid molecule is derived (e.g., a cDNA or genomic DNA fragment produced by PCR or restriction endonuclease digestion). Such an isolated nucleic acid molecule is generally introduced into a vector (e.g., a cloning vector, or an expression vector) for convenience of manipulation or to generate a fusion nucleic acid molecule, discussed in more detail below. In addition, an isolated nucleic acid molecule can include an engineered nucleic acid molecule such as a recombinant or a synthetic nucleic acid molecule.

Vectors as described herein can be introduced into a host cell. As used herein, “host cell” refers to the particular cell into which the nucleic acid is introduced and also includes the progeny of such a cell that carry the vector. A host cell can be any prokaryotic or eukaryotic cell. For example, nucleic acids can be expressed in bacterial cells such as *E. coli*, or in insect cells, yeast or mammalian cells (such as Chinese hamster ovary cells (CHO) or COS cells). Other suitable host cells are known to those skilled in the art. Many methods for introducing nucleic acids into host cells, both *in vivo* and *in vitro*, are well known to those skilled in the art and include, without limitation, electroporation, calcium phosphate precipitation, polyethylene glycol (PEG) transformation, heat shock, lipofection, microinjection, and viral-mediated nucleic acid transfer.

Nucleic acids can be isolated using techniques routine in the art. For example, nucleic acids can be isolated using any method including, without limitation, recombinant nucleic acid technology, and/or the polymerase chain reaction (PCR). General PCR techniques are described, for example in PCR Primer: A Laboratory Manual, Dieffenbach & Dveksler, Eds., Cold Spring Harbor Laboratory Press, 1995. Recombinant nucleic acid techniques include, for example, restriction enzyme digestion and ligation, which can be used to isolate a nucleic acid. Isolated nucleic acids also can be chemically synthesized, either as a single nucleic acid molecule or as a series of oligonucleotides.

Polypeptides can be purified from natural sources (e.g., a biological sample) by known methods such as DEAE ion exchange, gel filtration, and hydroxyapatite chromatography. A polypeptide also can be purified, for example, by expressing a nucleic acid in an expression vector. In addition, a purified polypeptide can be obtained by chemical synthesis. The extent of  
5 purity of a polypeptide can be measured using any appropriate method, e.g., column chromatography, polyacrylamide gel electrophoresis, or HPLC analysis.

A construct or vector containing a nucleic acid construct as described herein (e.g., a nucleotide sequence that encodes a polypeptide operably linked to a promoter element as described herein) also is provided. Constructs or vectors, including expression constructs or  
10 vectors, are commercially available or can be produced by recombinant DNA techniques routine in the art. A construct or vector containing a nucleic acid can have expression elements operably linked to such a nucleic acid, and further can include sequences such as those encoding a selectable marker (e.g., an antibiotic resistance gene). A construct or vector containing a nucleic acid can encode a chimeric or fusion polypeptide (i.e., a polypeptide operatively linked to a  
15 heterologous polypeptide, which can be at either the N-terminus or C-terminus of the polypeptide). Representative heterologous polypeptides are those that can be used in purification of the encoded polypeptide (e.g., 6xHis tag, glutathione S-transferase (GST)).

Nucleic acids also can be detected using hybridization. Hybridization between nucleic acids is discussed in detail in Sambrook et al. (1989, Molecular Cloning: A Laboratory Manual,  
20 2nd Ed., Cold Spring Harbor Laboratory Press, Cold Spring Harbor, NY; Sections 7.37-7.57, 9.47-9.57, 11.7-11.8, and 11.45-11.57). Sambrook et al. discloses suitable Southern blot conditions for oligonucleotide probes less than about 100 nucleotides (Sections 11.45-11.46). The  $T_m$  between a sequence that is less than 100 nucleotides in length and a second sequence can be calculated using the formula provided in Section 11.46. Sambrook et al. additionally  
25 discloses Southern blot conditions for oligonucleotide probes greater than about 100 nucleotides (see Sections 9.47-9.54). The  $T_m$  between a sequence greater than 100 nucleotides in length and a second sequence can be calculated using the formula provided in Sections 9.50-9.51 of Sambrook et al.

The conditions under which membranes containing nucleic acids are prehybridized and  
30 hybridized, as well as the conditions under which membranes containing nucleic acids are

washed to remove excess and non-specifically bound probe, can play a significant role in the stringency of the hybridization. Such hybridizations and washes can be performed, where appropriate, under moderate or high stringency conditions. For example, washing conditions can be made more stringent by decreasing the salt concentration in the wash solutions and/or by  
5 increasing the temperature at which the washes are performed. Simply by way of example, high stringency conditions typically include a wash of the membranes in 0.2X SSC at 65°C.

In addition, interpreting the amount of hybridization can be affected, for example, by the specific activity of the labeled oligonucleotide probe, by the number of probe-binding sites on the template nucleic acid to which the probe has hybridized, and by the amount of exposure of an  
10 autoradiograph or other detection medium. It will be readily appreciated by those of ordinary skill in the art that although any number of hybridization and washing conditions can be used to examine hybridization of a probe nucleic acid molecule to immobilized target nucleic acids, it is more important to examine hybridization of a probe to target nucleic acids under identical hybridization, washing, and exposure conditions. Preferably, the target nucleic acids are on the  
15 same membrane.

A nucleic acid molecule is deemed to hybridize to a nucleic acid but not to another nucleic acid if hybridization to a nucleic acid is at least 5-fold (e.g., at least 6-fold, 7-fold, 8-fold, 9-fold, 10-fold, 20-fold, 50-fold, or 100-fold) greater than hybridization to another nucleic acid. The amount of hybridization can be quantitated directly on a membrane or from an  
20 autoradiograph using, for example, a PhosphorImager or a Densitometer (Molecular Dynamics, Sunnyvale, CA).

Polypeptides can be detected using antibodies. Techniques for detecting polypeptides using antibodies include enzyme linked immunosorbent assays (ELISAs), Western blots, immunoprecipitations and immunofluorescence. An antibody can be polyclonal or monoclonal.  
25 An antibody having specific binding affinity for a polypeptide can be generated using methods well known in the art. The antibody can be attached to a solid support such as a microtiter plate using methods known in the art. In the presence of a polypeptide, an antibody-polypeptide complex is formed.

Detection (e.g., of an amplification product, a hybridization complex, or a polypeptide) is  
30 usually accomplished using detectable labels. The term "label" is intended to encompass the use

of direct labels as well as indirect labels. Detectable labels include enzymes, prosthetic groups, fluorescent materials, luminescent materials, bioluminescent materials, and radioactive materials.

Methods are described herein that can be used to generate a strain that lacks sequences for selection (i.e., that lacks a selectable marker). These methods include using a circular plasmid DNA vector and a linear DNA sequence; the circular plasmid DNA vector contains a selection marker and an origin of DNA replication (also known as an autonomously replicating sequence (ARS)), and the linear DNA sequence contains sequences for integration into the *Pichia* genome by homologous recombination. A linear DNA molecule additionally can include nucleic acid sequences encoding one or more proteins of interest such as, without limitation, heme-bound LegH, a dehydrin, a phytase, a protease, a catalase, a lipase, a peroxidase, an amylase, a transglutaminase, an oxidoreductase, a transferase, a hydrolase, a lyase, an isomerase, a ligase, one or more enzymes involved in the pathway for production of small molecules, such as ethanol, lactic acid, butanol, adipic acid or succinic acid, or an antibody against any such proteins.

Cells (e.g., yeast cells (e.g., methylotrophic yeast cells (e.g., *Pichia*))) can be transformed with both DNA molecules and the transformants selected by the presence of the selectable marker on the circular plasmid. Transformants then can be screened for integration of the linear DNA molecule into the genome using, for example, PCR. Once transformants with the correct integration of the marker-free linear DNA molecule are identified, the cells can be grown in the absence of selection for the circular plasmid. Because the marker-bearing plasmid is not stably maintained in the absence of selection, the plasmid is lost, often very quickly, after selection is relaxed. The resulting strain carries the integrated linear DNA in the absence of heterologous sequences for selection. Therefore, this approach can be used to construct strains (e.g., *Pichia* strains) that lack a selectable marker (e.g., a heterologous selection marker) with little to no impact on recombinant product (e.g., protein) yield.

In accordance with the present disclosure, there may be employed conventional molecular biology, microbiology, biochemical, and recombinant DNA techniques within the skill of the art. Such techniques are explained fully in the literature. The materials and methods of the disclosure will be further described in the following examples, which do not limit the scope of the methods and compositions of matter described in the claims.

### Exemplary Embodiments

Embodiment 1 is a nucleic acid construct comprising a first alcohol oxidase promoter element, wherein the first alcohol oxidase promoter element comprises a mutation at one or more nucleotide positions corresponding to any of nucleotide positions 668-734 relative to SEQ ID NO: 28.

Embodiment 2 is the nucleic acid construct of embodiment 1, wherein the first alcohol oxidase promoter element comprises a mutation at one or more nucleotide positions corresponding to any of nucleotide positions 673-729 relative to SEQ ID NO: 28.

Embodiment 3 is the nucleic acid construct of embodiment 1, wherein the first alcohol oxidase promoter element comprises a mutation at one or more nucleotide positions corresponding to any of nucleotide positions 678-724 relative to SEQ ID NO: 28.

Embodiment 4 is the nucleic acid construct of embodiment 1, wherein the first alcohol oxidase promoter element comprises a mutation at one or more nucleotide positions corresponding to any of nucleotide positions 683-719 relative to SEQ ID NO: 28.

Embodiment 5 is the nucleic acid construct of embodiment 1, wherein the first alcohol oxidase promoter element comprises a mutation at one or more nucleotide positions corresponding to any of nucleotide positions 688-714 relative to SEQ ID NO: 28.

Embodiment 6 is the nucleic acid construct of embodiment 1, wherein the first alcohol oxidase promoter element comprises two or more mutations at nucleotide positions corresponding to any of nucleotide positions 668-734 relative to SEQ ID NO: 28.

Embodiment 7 is the nucleic acid construct of embodiment 1, wherein the first alcohol oxidase promoter element comprises three or more mutations at nucleotide positions corresponding to any of nucleotide positions 668-734 relative to SEQ ID NO: 28.

Embodiment 8 is the nucleic acid construct of embodiment 1, wherein the first alcohol oxidase promoter element comprises four or more mutations at nucleotide positions corresponding to any of nucleotide positions 668-734 relative to SEQ ID NO: 28.

Embodiment 9 is the nucleic acid construct of embodiment 1, wherein the first alcohol oxidase promoter element comprises five or more mutations at nucleotide positions corresponding to any of nucleotide positions 668-734 relative to SEQ ID NO: 28.

Embodiment 10 is the nucleic acid construct of embodiment 1, wherein the first alcohol oxidase promoter has the sequence of SEQ ID NO: 29.

Embodiment 11 is a nucleic acid construct comprising a first alcohol oxidase promoter element, wherein the first alcohol oxidase promoter element comprises one or more mutations at a nucleotide position selected from the group consisting of nucleotide positions corresponding to T146, C154, T303, T426, A433, A435, T530, C572, T596, T617, T688, A696, T702, A709, A712, T714, A790, A841, and T862 relative to SEQ ID NO: 28.

Embodiment 12 is the nucleic acid construct of embodiment 11, wherein the first alcohol oxidase promoter element comprises two or more mutations at nucleotide positions selected from the group consisting of nucleotide positions corresponding to T146, C154, T303, T426, A433, A435, T530, C572, T596, T617, T688, A696, T702, A709, A712, T714, A790, A841, and T862 relative to SEQ ID NO: 28.

Embodiment 13 is the nucleic acid construct of embodiment 11, wherein the first alcohol oxidase promoter element comprises three or more mutations at nucleotide positions selected from the group consisting of nucleotide positions corresponding to T146, C154, T303, T426, A433, A435, T530, C572, T596, T617, T688, A696, T702, A709, A712, T714, A790, A841, and T862 relative to SEQ ID NO: 28.

Embodiment 14 is the nucleic acid construct of embodiment 11, wherein the first alcohol oxidase promoter element comprises four or more mutations at nucleotide positions selected from the group consisting of nucleotide positions corresponding to T146, C154, T303, T426, A433, A435, T530, C572, T596, T617, T688, A696, T702, A709, A712, T714, A790, A841, and T862 relative to SEQ ID NO: 28.

Embodiment 15 is the nucleic acid construct of embodiment 11, wherein the first alcohol oxidase promoter element comprises five or more mutations at nucleotide positions selected from the group consisting of nucleotide positions corresponding to T146, C154, T303, T426, A433, A435, T530, C572, T596, T617, T688, A696, T702, A709, A712, T714, A790, A841, and T862 relative to SEQ ID NO: 28.

Embodiment 16 is the nucleic acid construct of any one of embodiments 11-15, wherein the first alcohol oxidase promoter element comprises one or more mutations at a nucleotide

position selected from the group consisting of nucleotide positions corresponding to T688, A696, T702, A712, and T714 relative to SEQ ID NO: 28.

Embodiment 17 is the nucleic acid construct of any one of embodiments 11-15, wherein the first alcohol oxidase promoter element comprises two or more mutations at nucleotide  
5 positions selected from the group consisting of nucleotide positions corresponding to T688, A696, T702, A712, and T714 relative to SEQ ID NO: 28.

Embodiment 18 is the nucleic acid construct of any one of embodiments 11-15, wherein the first alcohol oxidase promoter element comprises three or more mutations at nucleotide  
10 positions selected from the group consisting of nucleotide positions corresponding to T688, A696, T702, A712, and T714 relative to SEQ ID NO: 28.

Embodiment 19 is the nucleic acid construct of any one of embodiments 11-15, wherein the first alcohol oxidase promoter element comprises four or more mutations at nucleotide  
15 positions selected from the group consisting of nucleotide positions corresponding to T688, A696, T702, A712, and T714 relative to SEQ ID NO: 28.

Embodiment 20 is the nucleic acid construct of any one of embodiments 11-15, wherein the first alcohol oxidase promoter element comprises mutations at nucleotide positions  
20 corresponding to T688, A696, T702, A712, and T714 relative to SEQ ID NO: 28.

Embodiment 21 is a nucleic acid construct comprising a first alcohol oxidase promoter element, wherein the first alcohol oxidase promoter element comprises one or more mutations at  
25 a nucleotide position selected from the group consisting of nucleotide positions corresponding to 146, 154, 303, 426, 433, 435, 530, 572, 596, 617, 688, 696, 702, 709, 712, 714, 790, 841, and 862 relative to SEQ ID NO: 28.

Embodiment 22 is the nucleic acid construct of embodiment 21, wherein the first alcohol oxidase promoter element comprises two or more mutations at nucleotide positions selected from  
30 the group consisting of nucleotide positions corresponding to 146, 154, 303, 426, 433, 435, 530, 572, 596, 617, 688, 696, 702, 709, 712, 714, 790, 841, and 862 relative to SEQ ID NO: 28.

Embodiment 23 is the nucleic acid construct of embodiment 21, wherein the first alcohol oxidase promoter element comprises three or more mutations at nucleotide positions selected  
35 from the group consisting of nucleotide positions corresponding to 146, 154, 303, 426, 433, 435, 530, 572, 596, 617, 688, 696, 702, 709, 712, 714, 790, 841, and 862 relative to SEQ ID NO: 28.

Embodiment 24 is the nucleic acid construct of embodiment 21, wherein the first alcohol oxidase promoter element comprises four or more mutations at nucleotide positions selected from the group consisting of nucleotide positions corresponding to 146, 154, 303, 426, 433, 435, 530, 572, 596, 617, 688, 696, 702, 709, 712, 714, 790, 841, and 862 relative to SEQ ID NO: 28.

5 Embodiment 25 is the nucleic acid construct of embodiment 21, wherein the first alcohol oxidase promoter element comprises five or more mutations at nucleotide positions selected from the group consisting of nucleotide positions corresponding to 146, 154, 303, 426, 433, 435, 530, 572, 596, 617, 688, 696, 702, 709, 712, 714, 790, 841, and 862 relative to SEQ ID NO: 28.

10 Embodiment 26 is the nucleic acid construct of any one of embodiments 21-25, wherein the first alcohol oxidase promoter element comprises one or more mutations at a nucleotide position selected from the group consisting of nucleotide positions corresponding to 688, 696, 702, 712, and 714 relative to SEQ ID NO: 28.

15 Embodiment 27 is the nucleic acid construct of any one of embodiments 21-25, wherein the first alcohol oxidase promoter element comprises two or more mutations at nucleotide positions selected from the group consisting of nucleotide positions corresponding to 688, 696, 702, 712, and 714 relative to SEQ ID NO: 28.

20 Embodiment 28 is the nucleic acid construct of any one of embodiments 21-25, wherein the first alcohol oxidase promoter element comprises three or more mutations at nucleotide positions selected from the group consisting of nucleotide positions corresponding to 688, 696, 702, 712, and 714 relative to SEQ ID NO: 28.

Embodiment 29 is the nucleic acid construct of any one of embodiments 21-25, wherein the first alcohol oxidase promoter element comprises four or more mutations at nucleotide positions selected from the group consisting of nucleotide positions corresponding to 688, 696, 702, 712, and 714 relative to SEQ ID NO: 28.

25 Embodiment 30 is the nucleic acid construct of any one of embodiments 21-25, wherein the first alcohol oxidase promoter element comprises mutations at nucleotide positions corresponding to 688, 696, 702, 712, and 714 relative to SEQ ID NO: 28.

30 Embodiment 31 is a nucleic acid construct comprising a first alcohol oxidase promoter element, wherein the first alcohol oxidase promoter element comprises one or more mutations selected from the group consisting of mutations corresponding to T146C, C154T, T303C,

T426A, A433T, A435G, T530A, C572T, T596C, T617C, T688C, A696T, T702C, A709G, A712G, T714G, A790G, A841T, and T862A relative to SEQ ID NO: 28.

Embodiment 32 is the nucleic acid construct of embodiment 31, wherein the first alcohol oxidase promoter element comprises two or more mutations selected from the group consisting  
5 of mutations corresponding to T146C, C154T, T303C, T426A, A433T, A435G, T530A, C572T, T596C, T617C, T688C, A696T, T702C, A709G, A712G, T714G, A790G, A841T, and T862A relative to SEQ ID NO: 28.

Embodiment 33 is the nucleic acid construct of embodiment 31, wherein the first alcohol  
10 oxidase promoter element comprises three or more mutations selected from the group consisting of mutations corresponding to T146C, C154T, T303C, T426A, A433T, A435G, T530A, C572T, T596C, T617C, T688C, A696T, T702C, A709G, A712G, T714G, A790G, A841T, and T862A relative to SEQ ID NO: 28.

Embodiment 34 is the nucleic acid construct of embodiment 31, wherein the first alcohol  
15 oxidase promoter element comprises four or more mutations selected from the group consisting of mutations corresponding to T146C, C154T, T303C, T426A, A433T, A435G, T530A, C572T, T596C, T617C, T688C, A696T, T702C, A709G, A712G, T714G, A790G, A841T, and T862A relative to SEQ ID NO: 28.

Embodiment 35 is the nucleic acid construct of embodiment 31, wherein the first alcohol  
20 oxidase promoter element comprises five or more mutations selected from the group consisting of mutations corresponding to T146C, C154T, T303C, T426A, A433T, A435G, T530A, C572T, T596C, T617C, T688C, A696T, T702C, A709G, A712G, T714G, A790G, A841T, and T862A relative to SEQ ID NO: 28.

Embodiment 36 is the nucleic acid construct of any one of embodiments 1-35, wherein  
25 the first alcohol oxidase promoter element comprises one or more mutations selected from the group consisting of T688C, A696T, T702C, A712G, and T714G relative to SEQ ID NO: 28.

Embodiment 37 is the nucleic acid construct of any one of embodiments 1-35, wherein  
the first alcohol oxidase promoter element comprises two or more mutations selected from the group consisting of T688C, A696T, T702C, A712G, and T714G relative to SEQ ID NO: 28.

Embodiment 38 is the nucleic acid construct of any one of embodiments 1-35, wherein the first alcohol oxidase promoter element comprises three or more mutations selected from the group consisting of T688C, A696T, T702C, A712G, and T714G relative to SEQ ID NO: 28.

Embodiment 39 is the nucleic acid construct of any one of embodiments 1-35, wherein the first alcohol oxidase promoter element comprises four or more mutations selected from the group consisting of T688C, A696T, T702C, A712G, and T714G relative to SEQ ID NO: 28.

Embodiment 40 is the nucleic acid construct of any one of embodiments 1-35, wherein the first alcohol oxidase promoter element comprises the mutations T688C, A696T, T702C, A712G, and T714G relative to SEQ ID NO: 28.

Embodiment 41 is a nucleic acid construct comprising a first alcohol oxidase promoter element, wherein the first alcohol oxidase promoter element comprises one or more mutations selected from the group consisting of mutations corresponding to 146C, 154T, 303C, 426A, 433T, 435G, 530A, 572T, 596C, 617C, 688C, 696T, 702C, 709G, 712G, 714G, 790G, 841T, and 862A relative to SEQ ID NO: 28.

Embodiment 42 is the nucleic acid construct of embodiment 41, wherein the first alcohol oxidase promoter element comprises two or more mutations selected from the group consisting of mutations corresponding to 146C, 154T, 303C, 426A, 433T, 435G, 530A, 572T, 596C, 617C, 688C, 696T, 702C, 709G, 712G, 714G, 790G, 841T, and 862A relative to SEQ ID NO: 28.

Embodiment 43 is the nucleic acid construct of embodiment 41, wherein the first alcohol oxidase promoter element comprises three or more mutations selected from the group consisting of mutations corresponding to 146C, 154T, 303C, 426A, 433T, 435G, 530A, 572T, 596C, 617C, 688C, 696T, 702C, 709G, 712G, 714G, 790G, 841T, and 862A relative to SEQ ID NO: 28.

Embodiment 44 is the nucleic acid construct of embodiment 41, wherein the first alcohol oxidase promoter element comprises four or more mutations selected from the group consisting of mutations corresponding to 146C, 154T, 303C, 426A, 433T, 435G, 530A, 572T, 596C, 617C, 688C, 696T, 702C, 709G, 712G, 714G, 790G, 841T, and 862A relative to SEQ ID NO: 28.

Embodiment 45 is the nucleic acid construct of embodiment 41, wherein the first alcohol oxidase promoter element comprises five or more mutations selected from the group consisting of mutations corresponding to 146C, 154T, 303C, 426A, 433T, 435G, 530A, 572T, 596C, 617C, 688C, 696T, 702C, 709G, 712G, 714G, 790G, 841T, and 862A relative to SEQ ID NO: 28.

Embodiment 46 is the nucleic acid construct of any one of embodiments 1-45, wherein the first alcohol oxidase promoter element comprises one or more mutations selected from the group consisting of 688C, 696T, 702C, 712G, and 714G relative to SEQ ID NO: 28.

Embodiment 47 is the nucleic acid construct of any one of embodiments 1-45, wherein the first alcohol oxidase promoter element comprises two or more mutations selected from the group consisting of 688C, 696T, 702C, 712G, and 714G relative to SEQ ID NO: 28.

Embodiment 48 is the nucleic acid construct of any one of embodiments 1-45, wherein the first alcohol oxidase promoter element comprises three or more mutations selected from the group consisting of 688C, 696T, 702C, 712G, and 714G relative to SEQ ID NO: 28.

Embodiment 49 is the nucleic acid construct of any one of embodiments 1-45, wherein the first alcohol oxidase promoter element comprises four or more mutations selected from the group consisting of 688C, 696T, 702C, 712G, and 714G relative to SEQ ID NO: 28.

Embodiment 50 is the nucleic acid construct of any one of embodiments 1-45, wherein the first alcohol oxidase promoter element comprises the mutations 688C, 696T, 702C, 712G, and 714G relative to SEQ ID NO: 28.

Embodiment 51 is the nucleic acid construct of any one of embodiments 1-50, wherein the first alcohol oxidase promoter element is an alcohol oxidase promoter element from a promoter selected from the group consisting of AOX1, AOX2, AOD1, MOX, MOD1, and MOD2.

Embodiment 52 is the nucleic acid construct of any one of embodiments 1-51, wherein the first alcohol oxidase promoter element is an alcohol oxidase 1 (AOX1) promoter element.

Embodiment 53 is the nucleic acid construct of any one of embodiments 1-52, wherein the first alcohol oxidase promoter element has at least 90% sequence identity to SEQ ID NO: 28.

Embodiment 54 is the nucleic acid construct of any one of embodiments 1-52, wherein the first alcohol oxidase promoter element has at least 95% sequence identity to SEQ ID NO: 28.

Embodiment 55 is the nucleic acid construct of any one of embodiments 1-54, further comprising a nucleotide sequence, wherein the nucleotide sequence is operably linked to the first alcohol oxidase promoter element.

Embodiment 56 is the nucleic acid construct of embodiment 55, wherein the nucleotide sequence encodes a first protein.

Embodiment 57 is the nucleic acid construct of embodiment 56, wherein the first protein is exogenous to a methylotrophic yeast cell.

Embodiment 58 is the nucleic acid construct of embodiment 56 or embodiment 57, wherein the first protein is heterologous to a methylotrophic yeast cell.

5 Embodiment 59 is the nucleic acid construct of any one of embodiments 56-58, wherein the first protein is selected from the group consisting of an antibody or fragment thereof, an enzyme, a regulatory protein, a peptide hormone, a blood clotting protein, a cytokine, a cytokine inhibitor, and a heme-binding protein.

10 Embodiment 60 is the nucleic acid construct of any one of embodiments 56-59, wherein the first protein is a heme-binding protein.

Embodiment 61 is the nucleic acid construct of embodiment 60, wherein the heme-binding protein is selected from the group consisting of a globin, a cytochrome, a cytochrome c oxidase, a ligninase, a catalase, and a peroxidase.

15 Embodiment 62 is the nucleic acid construct of embodiment 60, wherein the heme-binding protein is selected from the group consisting of an androglobin, a chlorocruorin, a cytoglobin, an erythrocrucorin, a flavohemoglobin, a globin E, a globin X, a globin Y, a hemoglobin, a histoglobin, a leghemoglobin, a myoglobin, a neuroglobin, a non-symbiotic hemoglobin, a protoglobin, and a truncated hemoglobin.

20 Embodiment 63 is the nucleic acid construct of embodiment 60, wherein the heme-binding protein is a non-symbiotic hemoglobin.

Embodiment 64 is the nucleic acid construct of embodiment 60, wherein the heme-binding protein is a leghemoglobin.

25 Embodiment 65 is the nucleic acid construct of embodiment 60, wherein the heme-binding protein comprises an amino acid sequence having at least 90% sequence identity to the amino acid sequence of any of SEQ ID NOs: 1-27.

Embodiment 66 is the nucleic acid construct of any one of embodiments 1-65, wherein the first alcohol oxidase promoter element comprises a recognition sequence for a transcription factor.

30 Embodiment 67 is a cell comprising a first nucleic acid construct, wherein the first nucleic acid construct is the nucleic acid construct of any one of embodiments 1-66.

Embodiment 68 is the cell of embodiment 67, wherein the cell is a yeast cell.

Embodiment 69 is the cell of embodiment 68, wherein the yeast cell is a methylotrophic yeast cell.

Embodiment 70 is the cell of embodiment 69, wherein the methylotrophic yeast cell is a *Pichia* cell, a *Candida* cell, a *Hansenula* cell, or a *Torulopsis* cell.

Embodiment 71 is the cell of embodiment 69 or embodiment 70, wherein the methylotrophic yeast cell is a *Pichia methanolica* cell, a *Pichia pastoris* cell, a *Candida boidinii* cell, or a *Hansenula polymorpha* cell.

Embodiment 72 is the cell of any one of embodiments 69-71, wherein the methylotrophic yeast cell is a *Pichia pastoris* cell.

Embodiment 73 is the cell of any one of embodiments 67-72, further comprising a second nucleic acid construct comprising a nucleotide sequence, wherein the nucleotide sequence is operably linked to the first alcohol oxidase promoter element or to a second promoter element.

Embodiment 74 is the cell of embodiment 73, wherein the nucleotide sequence of the second nucleic acid construct is operably linked to a second promoter element that has the same sequence as the first alcohol oxidase promoter element.

Embodiment 75 is the cell of any one of embodiments 73-74, wherein the nucleotide sequence of the second nucleic acid construct encodes a second protein.

Embodiment 76 is the cell of embodiment 75, wherein the second protein is a transcription factor.

Embodiment 77 is the cell of embodiment 76, wherein the nucleotide sequence encoding the second protein is operably linked to a second promoter element that comprises a recognition sequence for the transcription factor.

Embodiment 78 is the cell of embodiment 76 or embodiment 77, wherein the first alcohol oxidase promoter element comprises a recognition sequence for the transcription factor.

Embodiment 79 is the cell of any one of embodiments 75-78, wherein the second protein is a protein involved in heme biosynthesis.

Embodiment 80 is the cell of embodiment 79, wherein the protein involved in heme biosynthesis is selected from the group consisting of aminolevulinic acid synthase (ALAS),  $\delta$ -aminolevulinic acid dehydratase (ALAD), porphobilinogen deaminase (PBGD),

uroporphyrinogen III synthase (UPG3S), uroporphyrinogen III decarboxylase (UPG3D), coprotoporphyrinogen oxidase (COPROX), protoporphyrinogen IX oxidase (PROTOX), and ferrochelatase (FC).

Embodiment 81 is a method of producing a product in a cell comprising:

5       expressing a nucleic acid construct comprising a nucleotide sequence operably linked to a first alcohol oxidase promoter element, wherein the first alcohol oxidase promoter element comprises a mutation at one or more nucleotide positions corresponding to any of nucleotide positions 668-734 relative to SEQ ID NO: 28.

10       Embodiment 82 is the method of embodiment 81, wherein the first alcohol oxidase promoter element comprises a mutation at one or more nucleotide positions corresponding to any of nucleotide positions 673-729 relative to SEQ ID NO: 28.

Embodiment 83 is the method of embodiment 81, wherein the first alcohol oxidase promoter element comprises a mutation at one or more nucleotide positions corresponding to any of nucleotide positions 678-724 relative to SEQ ID NO: 28.

15       Embodiment 84 is the method of embodiment 81, wherein the first alcohol oxidase promoter element comprises a mutation at one or more nucleotide positions corresponding to any of nucleotide positions 683-719 relative to SEQ ID NO: 28.

20       Embodiment 85 is the method of embodiment 81, wherein the first alcohol oxidase promoter element comprises a mutation at one or more nucleotide positions corresponding to any of nucleotide positions 688-714 relative to SEQ ID NO: 28.

Embodiment 86 is the method of embodiment 81, wherein the first alcohol oxidase promoter element comprises two or more mutations at nucleotide positions corresponding to any of nucleotide positions 668-734 relative to SEQ ID NO: 28.

25       Embodiment 87 is the method of embodiment 81, wherein the first alcohol oxidase promoter element comprises three or more mutations at nucleotide positions corresponding to any of nucleotide positions 668-734 relative to SEQ ID NO: 28.

Embodiment 88 is the method of embodiment 81, wherein the first alcohol oxidase promoter element comprises four or more mutations at nucleotide positions corresponding to any of nucleotide positions 668-734 relative to SEQ ID NO: 28.

Embodiment 89 is the method of embodiment 81, wherein the first alcohol oxidase promoter element comprises five or more mutations at nucleotide positions corresponding to any of nucleotide positions 668-734 relative to SEQ ID NO: 28.

5 Embodiment 90 is the method of any one of embodiments 81-89, wherein a titer of the product produced by expressing a nucleic acid construct comprising a nucleotide sequence operably linked to a first alcohol oxidase promoter element, wherein the first alcohol oxidase promoter element comprises a mutation at one or more nucleotide positions corresponding to any of nucleotide positions 668-734 relative to SEQ ID NO: 28 is greater than a titer of the product produced expressing a nucleic acid construct comprising a nucleotide sequence operably linked  
10 to a first alcohol oxidase promoter element, wherein the first alcohol oxidase promoter element lacks any mutation at nucleotide positions corresponding to any of nucleotide positions 668-734 relative to SEQ ID NO: 28.

Embodiment 91 is a method of producing a product in a cell comprising:

15 expressing a nucleic acid construct comprising a nucleotide sequence operably linked to a first alcohol oxidase promoter element, wherein the first alcohol oxidase promoter element comprises one or more mutations at a nucleotide position selected from the group consisting of nucleotide positions corresponding to T146, C154, T303, T426, A433, A435, T530, C572, T596, T617, T688, A696, T702, A709, A712, T714, A790, A841, and T862 relative to SEQ ID NO:  
20 28.

Embodiment 92 is the method of embodiment 91, wherein the first alcohol oxidase promoter element comprises two or more mutations at nucleotide positions selected from the group consisting of nucleotide positions corresponding to T146, C154, T303, T426, A433, A435, T530, C572, T596, T617, T688, A696, T702, A709, A712, T714, A790, A841, and T862 relative  
25 to SEQ ID NO: 28.

Embodiment 93 is the method of embodiment 91, wherein the first alcohol oxidase promoter element includes three or more mutations at nucleotide positions selected from the group consisting of nucleotide positions corresponding to T146, C154, T303, T426, A433, A435, T530, C572, T596, T617, T688, A696, T702, A709, A712, T714, A790, A841, and T862 relative  
to SEQ ID NO: 28.

Embodiment 94 is the method of embodiment 91, wherein the first alcohol oxidase promoter element includes four or more mutations at nucleotide positions selected from the group consisting of nucleotide positions corresponding to T146, C154, T303, T426, A433, A435, T530, C572, T596, T617, T688, A696, T702, A709, A712, T714, A790, A841, and T862 relative to SEQ ID NO: 28.

Embodiment 95 is the method of embodiment 91, wherein the first alcohol oxidase promoter element includes five or more mutations at nucleotide positions selected from the group consisting of nucleotide positions corresponding to T146, C154, T303, T426, A433, A435, T530, C572, T596, T617, T688, A696, T702, A709, A712, T714, A790, A841, and T862 relative to SEQ ID NO: 28.

Embodiment 96 is the method of any one of embodiments 91-95, wherein the first alcohol oxidase promoter element includes one or more mutations at a nucleotide position selected from the group consisting of nucleotide positions corresponding to of T688, A696, T702, A712, and T714 relative to SEQ ID NO: 28.

Embodiment 97 is the method of any one of embodiments 91-95, wherein the first alcohol oxidase promoter element includes two or more mutations at nucleotide positions selected from the group consisting of nucleotide positions corresponding to of T688, A696, T702, A712, and T714 relative to SEQ ID NO: 28.

Embodiment 98 is the method of any one of embodiments 91-95, wherein the first alcohol oxidase promoter element includes three or more mutations at nucleotide positions selected from the group consisting of nucleotide positions corresponding to of T688, A696, T702, A712, and T714 relative to SEQ ID NO: 28.

Embodiment 99 is the method of any one of embodiments 91-95, wherein the first alcohol oxidase promoter element includes four or more mutations at nucleotide positions selected from the group consisting of nucleotide positions corresponding to of T688, A696, T702, A712, and T714 as compared to SEQ ID NO: 28.

Embodiment 100 is the method of any one of embodiments 91-95, wherein the first alcohol oxidase promoter element includes mutations at nucleotide positions corresponding to T688, A696, T702, A712, and T714 as compared to SEQ ID NO: 28.

Embodiment 101 is the method of any one of embodiments 91-100, wherein a titer of the product produced by expressing a nucleic acid construct comprising a nucleotide sequence operably linked to a first alcohol oxidase promoter element, wherein the first alcohol oxidase promoter element comprises one or more mutations at a nucleotide position selected from the group consisting of nucleotide positions corresponding to T146, C154, T303, T426, A433, A435, T530, C572, T596, T617, T688, A696, T702, A709, A712, T714, A790, A841, and T862 relative to SEQ ID NO: 28 is greater than a titer of the product produced by expressing a nucleic acid construct comprising a nucleotide sequence encoding a first protein operably linked to a first alcohol oxidase promoter element, wherein the first alcohol oxidase promoter element lacks any mutations at a nucleotide position selected from the group consisting of nucleotide positions corresponding to T146, C154, T303, T426, A433, A435, T530, C572, T596, T617, T688, A696, T702, A709, A712, T714, A790, A841, and T862 relative to SEQ ID NO: 28.

Embodiment 102 is a method of producing a product in a cell comprising:

expressing a nucleic acid construct comprising a nucleotide sequence operably linked to a first alcohol oxidase promoter element, wherein the first alcohol oxidase promoter element comprises one or more mutations at a nucleotide position selected from the group consisting of nucleotide positions corresponding to 146, 154, 303, 426, 433, 435, 530, 572, 596, 617, 688, 696, 702, 709, 712, 714, 790, 841, and 862 relative to SEQ ID NO: 28.

Embodiment 103 is the method of embodiment 102, wherein the first alcohol oxidase promoter element comprises two or more mutations at nucleotide positions selected from the group consisting of nucleotide positions corresponding to 146, 154, 303, 426, 433, 435, 530, 572, 596, 617, 688, 696, 702, 709, 712, 714, 790, 841, and 862 relative to SEQ ID NO: 28.

Embodiment 104 is the method of embodiment 102, wherein the first alcohol oxidase promoter element includes three or more mutations at nucleotide positions selected from the group consisting of nucleotide positions corresponding to 146, 154, 303, 426, 433, 435, 530, 572, 596, 617, 688, 696, 702, 709, 712, 714, 790, 841, and 862 relative to SEQ ID NO: 28.

Embodiment 105 is the method of embodiment 102, wherein the first alcohol oxidase promoter element includes four or more mutations at nucleotide positions selected from the group consisting of nucleotide positions corresponding to 146, 154, 303, 426, 433, 435, 530, 572, 596, 617, 688, 696, 702, 709, 712, 714, 790, 841, and 862 relative to SEQ ID NO: 28.

Embodiment 106 is the method of embodiment 102, wherein the first alcohol oxidase promoter element includes five or more mutations at nucleotide positions selected from the group consisting of nucleotide positions corresponding to 146, 154, 303, 426, 433, 435, 530, 572, 596, 617, 688, 696, 702, 709, 712, 714, 790, 841, and 862 relative to SEQ ID NO: 28.

5 Embodiment 107 is the method of any one of embodiments 102-106, wherein the first alcohol oxidase promoter element includes one or more mutations at a nucleotide position selected from the group consisting of nucleotide positions corresponding to of 688, 696, 702, 712, and 714 relative to SEQ ID NO: 28.

10 Embodiment 108 is the method of any one of embodiments 102-106, wherein the first alcohol oxidase promoter element includes two or more mutations at nucleotide positions selected from the group consisting of nucleotide positions corresponding to of 688, 696, 702, 712, and 714 relative to SEQ ID NO: 28.

15 Embodiment 109 is the method of any one of embodiments 102-106, wherein the first alcohol oxidase promoter element includes three or more mutations at nucleotide positions selected from the group consisting of nucleotide positions corresponding to of 688, 696, 702, 712, and 714 relative to SEQ ID NO: 28.

20 Embodiment 110 is the method of any one of embodiments 102-106, wherein the first alcohol oxidase promoter element includes four or more mutations at nucleotide positions selected from the group consisting of nucleotide positions corresponding to of 688, 696, 702, 712, and 714 as compared to SEQ ID NO: 28.

Embodiment 111 is the method of any one of embodiments 102-106, wherein the first alcohol oxidase promoter element includes mutations at nucleotide positions corresponding to 688, 696, 702, 712, and 714 as compared to SEQ ID NO: 28.

25 Embodiment 112 is the method of any one of embodiments 102-111, wherein a titer of the product produced by expressing a nucleic acid construct comprising a nucleotide sequence operably linked to a first alcohol oxidase promoter element, wherein the first alcohol oxidase promoter element comprises one or more mutations at a nucleotide position selected from the group consisting of nucleotide positions corresponding to 146, 154, 303, 426, 433, 435, 530, 572, 596, 617, 688, 696, 702, 709, 712, 714, 790, 841, and 862 relative to SEQ ID NO: 28 is greater  
30 than a titer of the product produced by expressing a nucleic acid construct comprising a

nucleotide sequence encoding a first protein operably linked to a first alcohol oxidase promoter element, wherein the first alcohol oxidase promoter element lacks any mutations at a nucleotide position selected from the group consisting of nucleotide positions corresponding to 146, 154, 303, 426, 433, 435, 530, 572, 596, 617, 688, 696, 702, 709, 712, 714, 790, 841, and 862 relative to SEQ ID NO: 28.

Embodiment 113 is a method of producing a product in a cell comprising:

expressing a nucleic acid construct comprising a nucleotide sequence operably linked to a first alcohol oxidase promoter element, wherein the first alcohol oxidase promoter element includes one or more mutations selected from the group consisting of mutations corresponding to T146C, C154T, T303C, T426A, A433T, A435G, T530A, C572T, T596C, T617C, T688C, A696T, T702C, A709G, A712G, T714G, A790G, A841T, and T862A relative to SEQ ID NO: 28.

Embodiment 114 is the method of embodiment 113, wherein the first alcohol oxidase promoter element includes two or more mutations selected from the group consisting of mutations corresponding to T146C, C154T, T303C, T426A, A433T, A435G, T530A, C572T, T596C, T617C, T688C, A696T, T702C, A709G, A712G, T714G, A790G, A841T, and T862A relative to SEQ ID NO: 28.

Embodiment 115 is the method of embodiment 113, wherein the first alcohol oxidase promoter element includes three or more mutations selected from the group consisting of mutations corresponding to T146C, C154T, T303C, T426A, A433T, A435G, T530A, C572T, T596C, T617C, T688C, A696T, T702C, A709G, A712G, T714G, A790G, A841T, and T862A relative to SEQ ID NO: 28.

Embodiment 116 is the method of embodiment 113, wherein the first alcohol oxidase promoter element includes four or more mutations selected from the group consisting of mutations corresponding to T146C, C154T, T303C, T426A, A433T, A435G, T530A, C572T, T596C, T617C, T688C, A696T, T702C, A709G, A712G, T714G, A790G, A841T, and T862A relative to SEQ ID NO: 28.

Embodiment 117 is the method of embodiment 113, wherein the first alcohol oxidase promoter element includes five or more mutations selected from the group consisting of mutations corresponding to T146C, C154T, T303C, T426A, A433T, A435G, T530A, C572T,

T596C, T617C, T688C, A696T, T702C, A709G, A712G, T714G, A790G, A841T, and T862A relative to SEQ ID NO: 28.

Embodiment 118 is the method of any one of embodiments 113-117, wherein the titer of a product produced by expressing a nucleic acid construct comprising a nucleotide sequence operably linked to a first alcohol oxidase promoter element, wherein the first alcohol oxidase promoter element includes one or more mutations selected from the group consisting of mutations corresponding to T146C, C154T, T303C, T426A, A433T, A435G, T530A, C572T, T596C, T617C, T688C, A696T, T702C, A709G, A712G, T714G, A790G, A841T, and T862A relative to SEQ ID NO: 28 is greater than the titer of a product produced by expressing a nucleic acid construct comprising a nucleotide sequence encoding a first protein operably linked to a first alcohol oxidase promoter element, wherein the first alcohol oxidase promoter element lacks any mutations selected from the group consisting of mutations corresponding to T146C, C154T, T303C, T426A, A433T, A435G, T530A, C572T, T596C, T617C, T688C, A696T, T702C, A709G, A712G, T714G, A790G, A841T, and T862A relative to SEQ ID NO: 28.

Embodiment 119 is the method of any one of embodiments 81-118, wherein the first alcohol oxidase promoter element comprises two or more mutations selected from the group consisting of T688C, A696T, T702C, A712G, and T714G relative to SEQ ID NO: 28.

Embodiment 120 is the method of any one of embodiments 81-118, wherein the first alcohol oxidase promoter element comprises three or more mutations selected from the group consisting of T688C, A696T, T702C, A712G, and T714G relative to SEQ ID NO: 28.

Embodiment 121 is the method of any one of embodiments 81-118, wherein the first alcohol oxidase promoter element comprises four or more mutations selected from the group consisting of T688C, A696T, T702C, A712G, and T714G relative to SEQ ID NO: 28.

Embodiment 122 is the method of any one of embodiments 81-118, wherein the first alcohol oxidase promoter element comprises the mutations T688C, A696T, T702C, A712G, and T714G relative to SEQ ID NO: 28.

Embodiment 123 is a method of producing a product in a cell comprising:

expressing a nucleic acid construct comprising a nucleotide sequence operably linked to a first alcohol oxidase promoter element, wherein the first alcohol oxidase promoter element includes one or more mutations selected from the group consisting of mutations corresponding to

146C, 154T, 303C, 426A, 433T, 435G, 530A, 572T, 596C, 617C, 688C, 696T, 702C, 709G, 712G, 714G, 790G, 841T, and 862A relative to SEQ ID NO: 28.

Embodiment 124 is the method of embodiment 123, wherein the first alcohol oxidase promoter element includes two or more mutations selected from the group consisting of  
5 mutations corresponding to 146C, 154T, 303C, 426A, 433T, 435G, 530A, 572T, 596C, 617C, 688C, 696T, 702C, 709G, 712G, 714G, 790G, 841T, and 862A relative to SEQ ID NO: 28.

Embodiment 125 is the method of embodiment 123, wherein the first alcohol oxidase promoter element includes three or more mutations selected from the group consisting of  
10 mutations corresponding to 146C, 154T, 303C, 426A, 433T, 435G, 530A, 572T, 596C, 617C, 688C, 696T, 702C, 709G, 712G, 714G, 790G, 841T, and 862A relative to SEQ ID NO: 28.

Embodiment 126 is the method of embodiment 123, wherein the first alcohol oxidase promoter element includes four or more mutations selected from the group consisting of  
15 mutations corresponding to 146C, 154T, 303C, 426A, 433T, 435G, 530A, 572T, 596C, 617C, 688C, 696T, 702C, 709G, 712G, 714G, 790G, 841T, and 862A relative to SEQ ID NO: 28.

Embodiment 127 is the method of embodiment 123, wherein the first alcohol oxidase promoter element includes five or more mutations selected from the group consisting of  
20 mutations corresponding to 146C, 154T, 303C, 426A, 433T, 435G, 530A, 572T, 596C, 617C, 688C, 696T, 702C, 709G, 712G, 714G, 790G, 841T, and 862A relative to SEQ ID NO: 28.

Embodiment 128 is the method of any one of embodiments 123-127, wherein the titer of  
25 a product produced by expressing a nucleic acid construct comprising a nucleotide sequence operably linked to a first alcohol oxidase promoter element, wherein the first alcohol oxidase promoter element includes one or more mutations selected from the group consisting of mutations corresponding to 146C, 154T, 303C, 426A, 433T, 435G, 530A, 572T, 596C, 617C, 688C, 696T, 702C, 709G, 712G, 714G, 790G, 841T, and 862A relative to SEQ ID NO: 28 is  
30 greater than the titer of a product produced by expressing a nucleic acid construct comprising a nucleotide sequence encoding a first protein operably linked to a first alcohol oxidase promoter element, wherein the first alcohol oxidase promoter element lacks any mutations selected from the group consisting of mutations corresponding to 146C, 154T, 303C, 426A, 433T, 435G, 530A, 572T, 596C, 617C, 688C, 696T, 702C, 709G, 712G, 714G, 790G, 841T, and 862A relative to SEQ ID NO: 28.

Embodiment 129 is the method of any one of embodiments 81-128, wherein the first alcohol oxidase promoter element comprises two or more mutations selected from the group consisting of 688C, 696T, 702C, 712G, and 714G relative to SEQ ID NO: 28.

Embodiment 130 is the method of any one of embodiments 81-128, wherein the first alcohol oxidase promoter element comprises three or more mutations selected from the group consisting of 688C, 696T, 702C, 712G, and 714G relative to SEQ ID NO: 28.

Embodiment 131 is the method of any one of embodiments 81-128, wherein the first alcohol oxidase promoter element comprises four or more mutations selected from the group consisting of 688C, 696T, 702C, 712G, and 714G relative to SEQ ID NO: 28.

Embodiment 132 is the method of any one of embodiments 81-128, wherein the first alcohol oxidase promoter element comprises the mutations 688C, 696T, 702C, 712G, and 714G relative to SEQ ID NO: 28.

Embodiment 133 is a method of producing a product in a cell comprising:

expressing a nucleic acid construct comprising a nucleotide sequence operably linked to a first alcohol oxidase promoter element, wherein the first alcohol oxidase promoter element is the nucleic acid construct of any one of embodiments 1-54.

Embodiment 134 is the method of any one of embodiments 81-133, wherein the first alcohol oxidase promoter element is an alcohol oxidase promoter element from a promoter selected from the group consisting of AOX1, AOX2, AOD1, MOX, MOD1, and MOD2.

Embodiment 135 is the method of any one of embodiments 81-134, wherein the first alcohol oxidase promoter element is an alcohol oxidase 1 (AOX1) promoter element.

Embodiment 136 is the method of any one of embodiments 81-135, wherein the first alcohol oxidase promoter element has at least 90% sequence identity to SEQ ID NO: 28.

Embodiment 137 is the method of any one of embodiments 55-135, wherein the first alcohol oxidase promoter element has at least 95% sequence identity to SEQ ID NO: 28.

Embodiment 138 is the method of any one of embodiments 81-137, wherein the first alcohol oxidase promoter element has the sequence of SEQ ID NO: 29.

Embodiment 139 is the method of any one of embodiments 81-138, wherein the cell is a yeast cell.

Embodiment 140 is the method of embodiment 139, wherein the yeast cell is a methylotrophic yeast cell.

Embodiment 141 is the method of any one of embodiments 81-140, wherein the nucleotide sequence operably linked to the first alcohol oxidase promoter element encodes a first protein.

Embodiment 142 is the method of embodiment 141, wherein the first protein is exogenous to the cell.

Embodiment 143 is the method of any one of embodiments 141-142, wherein the first protein is heterologous to the cell.

Embodiment 144 is the method of any one of embodiments 141-143, wherein the first protein is selected from the group consisting of an antibody or fragment thereof, an enzyme, a regulatory protein, a peptide hormone, a blood clotting protein, a cytokine, and a heme-binding protein.

Embodiment 145 is the method of any one of embodiments 141-144, wherein the first protein is a heme-binding protein.

Embodiment 146 is the method of embodiment 145, wherein the heme-binding protein is selected from the group consisting of a globin, a cytochrome, a cytochrome c oxidase, a ligninase, a catalase, and a peroxidase.

Embodiment 147 is the method of embodiment 145, wherein the heme-binding protein is selected from the group consisting of an androglobin, a chlorocruorin, a cytoglobin, an erythrocrucorin, a flavohemoglobin, a globin E, a globin X, a globin Y, a hemoglobin, a histoglobin, a leghemoglobin, a myoglobin, a neuroglobin, a non-symbiotic hemoglobin, a protoglobin, and a truncated hemoglobin.

Embodiment 148 is the method of embodiment 145, wherein the heme-binding protein is a non-symbiotic hemoglobin.

Embodiment 149 is the method of embodiment 145, wherein the heme-binding protein is a leghemoglobin.

Embodiment 150 is the method of embodiment 145, wherein the heme-binding protein comprises an amino acid sequence having at least 90% sequence identity to an amino acid sequence in any one of SEQ ID NOs: 1-27.

Embodiment 151 is the method of any one of embodiments 81-150, wherein the first alcohol oxidase promoter element contains one or more recognition sequences for a transcription factor.

Embodiment 152 is the method of any one of embodiments 81-151, further comprising  
5 expressing a second nucleic acid construct comprising a nucleotide sequence, wherein the nucleotide sequence of the second nucleic acid construct is operably linked to the first alcohol oxidase promoter element or to a second promoter element.

Embodiment 153 is the method of embodiment 152, wherein the nucleotide sequence of  
10 the second nucleic acid construct is operably linked to a second promoter element that has the same sequence as the first alcohol oxidase promoter element.

Embodiment 154 is the method of any one of embodiments 152-153, wherein the nucleotide sequence of the second nucleic acid construct encodes a second protein.

Embodiment 155 is the method of embodiment 154, wherein the second protein is a  
15 transcription factor.

Embodiment 156 is the method of embodiment 155, wherein the nucleotide sequence  
15 encoding the second protein is operably linked to a second promoter element that comprises a recognition sequence for the transcription factor.

Embodiment 157 is the method of embodiment 155, wherein the first alcohol oxidase  
20 promoter element comprises a recognition sequence for the transcription factor.

Embodiment 158 is the method of 154, wherein the second protein is a protein involved  
20 in heme biosynthesis.

Embodiment 159 is the method of embodiment 158, wherein the protein involved in  
heme biosynthesis is selected from the group consisting of ALAS, ALAD, PBGD, UPG3S,  
25 UPG3D, COPROX, PROTOX, and FC.

Embodiment 160 is the method of any one of embodiments 81-159, wherein the method  
25 is carried out in the absence of added methanol.

The materials and methods of the disclosure will be further described in the following  
30 Examples, which do not limit the scope the claims.

**EXAMPLES****Example 1****Polymerase Chain Reaction**

5

Genes of interest were amplified from genomic DNA or plasmid DNA templates using Phusion Hi-fidelity DNA polymerase (New England Biolabs). Briefly, 0.6  $\mu$ M each of forward and reverse primers were incubated with 10-50 ng of template DNA and 400  $\mu$ M of nucleotide mix in the presence of 1-2 U of Phusion DNA polymerase. The reaction conditions were as follows:

10

1 cycle	Initial Denaturation	98°C	1min
25 cycles	Denaturation	98°C	10 sec
	Annealing		20 sec
	Extension	72°C	30 sec per kb
1 cycle	Final Extension	72°C	5min
1 cycle	Hold	4°C	Forever

**Example 2****Plasmid Construction by Ligation**

15

50-100 ng of restriction enzyme digested plasmid and 3X molar excess of PCR amplified inserts were incubated in the presence of T4 DNA ligase (New England Biolabs). Ligation was carried out at 16°C for greater than 2 hr. 2  $\mu$ l of ligation reaction was transformed into DH10B electrocompetent *E. coli* cells.

20

**Example 3****Transformation into *E. coli* ElectroMax DH10B T1 Phage-Resistant Competent Cells**

25

1.5-2  $\mu$ l of ligation mixture (Example 2) was transformed into 20  $\mu$ l of ElectroMax DH10B T1 Phage-Resistant Competent Cells (Invitrogen, Cat # 12033-015) by electroporation

using MicroPulser (BioRad) set at 1.7 kV using a 1 mm gap cuvette (BioRad, Cat # 165-2089); after a pulse, 1 ml SOC (super optimal broth with catabolite repression) was added to cells and cells were incubated at 37°C for 1 h with shaking at 200 rpm. 10 µl of recovery mixture was plated on LB (lysogeny broth) agar plates containing ampicillin at a concentration of 100 µg/ml. Plates were incubated overnight at 37°C. Plasmids were isolated and purified using a NUCLEOSPIN® plasmid kit from Macherev-Nagel, according to the manufacturer's instructions.

#### **Example 4**

##### **Preparation of *P. pastoris* Transformation-Competent Cells**

Selected strains of *P. pastoris* were grown to mid-exponential growth phase (about 2 OD) in 25 ml YPD (yeast extract-peptone-dextrose) medium. Cells were collected by centrifugation at 930×g for 15 minutes. The cell pellet was resuspended in 2 ml of a solution of 80% YPD and 200 mM HEPES (4-(2-hydroxyethyl)-1-piperazineethanesulfonic acid), pH 6.8. 75 µl of 1 M DTT (dithiothreitol) was added. The resuspended cell pellet was mixed at 100 rpm at 30° C for 25 minutes. A 40 ml volume of ice cold, sterile water was added to the suspension, and the cells were collected by centrifugation at 1125×g for 15 minutes and placed on ice. The cell pellet was resuspended in 40 ml ice cold water and collected as before for two additional wash steps. The cell pellet was then resuspended in 20 ml of ice cold 1 M sorbitol and collected by centrifugation as before. The final cell pellet was suspended in 0.3 ml ice cold, sterile 1M sorbitol, aliquoted, and frozen at -80° C.

#### **Example 5**

##### **Transformation into *P. pastoris***

50-100 ng of plasmid DNA was transformed into 30 µl of electrocompetent *P. pastoris* cells using a 1 mm gap GenePulser cuvette (BioRad) with a GenePulser (BioRad) set at 1.15 kV. 1 ml of YPD/1M sorbitol was added and mixed at a 1:1 ratio to the cells. The cells were allowed

to recover for 3 h at 30° C with shaking at 100 rpm. 100 µl of the recovery mixture was plated on a YPD plate containing the appropriate antibiotic (primary transformation plate), and the rest of the transformed cells were plated on a second YPD plate with the appropriate antibiotic. Plates were incubated at 30° C for 48 hours. Primary transformation plates were streaked onto additional YPD plates with appropriate antibiotic, and plates were incubated for 48 h at 30° C. Individual clones were patched onto YPD plates with antibiotics and the patches were used to grow the strains in shake flasks for further analysis.

### **Example 6**

#### **Construction of AOX1 promoter-Green Fluorescent Protein reporter vectors**

Vectors to monitor expression from the AOX1 promoter and mutated variants were constructed using the Green Fluorescent Protein (GFP) as a reporter protein. The GFP open reading frame was inserted into the pGAB vector (See, e.g., U.S. Patent No. 9,938,327, incorporated herein by reference in its entirety) with the translation start immediately downstream of the methanol-inducible alcohol oxidase 1 (AOX1) promoter from *Pichia pastoris* and the translation stop signal immediately followed by the transcription terminator sequence from the *P. pastoris* FDH1 gene.

The open reading frame encoding the Dasher GFP variant protein was amplified by PCR from the pJ1214-03c plasmid vector obtained from DNA2.0 Inc. (Newark, Calif.). The Dasher GFP open reading frame was amplified from pJ1214-03c with primers MxO0560 (GAGGGTCTCGGATGACAGCTTTAACTGAAGGGGCC; SEQ ID NO: 30) and MxO0561 (GAGGGTCTCGATTATTGGTAAGTGTCGAGATCAACTGCC; SEQ ID NO: 31), which appended flanking Eco3II/BsaI restriction endonuclease recognition sites. Amplification was accomplished using PCR as described in Example 1.

The amplified Dasher GFP PCR product and the pGAB vector were digested with 10 units of FastDigest Eco3II restriction endonuclease (ThermoFisher Scientific) for 1 hour at 37° C in 1× FastDigest Buffer (ThermoFisher Scientific). The Eco3II-digested amplified Dasher GFP fragment and pGAB vector were separated by electrophoresis on a 1% agarose gel in 1×TBE buffer (89 mM Tris, 89 mM boric acid, 2 mM EDTA (ethylenediaminetetraacetic acid),

pH 8.3) and visualized using SYBR Safe DNA gel stain (Life Technologies, Carlsbad, Calif.). The desired DNA fragments were excised from the agarose gel and the DNA was recovered using the ZYMOCLEAN™ Gel DNA Recovery Kit (Zymo Research, Irvine, Calif.).

5 The Eco31I-digested fragment containing the Dasher GFP open reading frame was introduced into pGAB at an Eco31I site immediately downstream of the AOX1 promoter by ligation. A mixture containing 72 ng of Eco31I-digested DNA encoding the Dasher GFP open reading frame and 35 ng of Eco31I-digested pGAB was incubated with 400 units of T4 DNA ligase (New England Biolabs) in 1× T4 DNA ligase reaction buffer (50 mM Tris-HCl, 10 mM  
10 MgCl<sub>2</sub>, 1 mM ATP, 10 mM DTT, pH 7.5 @ 25° C) at 16° C, for 2 hours in a 20 µl reaction. Electrocompetent *E. coli* DH10B cells were transformed with 2 µl of the ligation reaction and antibiotic resistant transformants were selected on LSB (listeria special broth) agar plates supplemented with 100 µg/µl ampicillin. Plates were incubated overnight at 37° C. Colonies were screened for the presence of the insert by PCR using primers MxO0560 and MxO0561. The  
15 sequence of the final vector was confirmed by DNA sequencing.

The resulting vector, pMx0369, included the *P. pastoris* AOX1 promoter followed consecutively by the Dasher GFP open reading frame and the *P. pastoris* FDH1 terminator. These elements were amplified from pMx0369 DNA with primers MxO0513  
(GTGCTAGGATCCAACATCCAAAGACG; SEQ ID NO: 32) and MxO0514  
20 (TTTTTCTAGAACCTTATCAAGATAGCTAGAAATAGAAATGGTTGC; SEQ ID NO: 33) using the polymerase chain reaction as described in Example 1. The primers introduced BamHI and XbaI restriction sites to the 5' and 3' ends, respectively, of the amplified AOX1 promoter-Dasher GFP-FDH1 terminator DNA fragment. These restriction sites were used to clone the Dasher GFP and the sequences required for its expression into the pIL75 episomal vector. The  
25 pIL75 vector carries a panARS autonomous replication sequence (Liachko & Dunham, 2014, FEMS Yeast Res., 14:364-7), which allows for maintenance of the plasmid vector without integration into the genome of the transformed cells, and a kanMX marker for selection of transformants with the antibiotic G418. Both the amplified Dasher GFP expression DNA  
30 fragment and the pIL75 vector DNA were digested with 10 units of BamHI and 10 units of XbaI restriction endonucleases (New England Biolabs) in 1x CutSmart buffer (New England Biolabs)

for 1 hour at 37° C. The BamHI-XbaI-digested DNA fragments were separated by electrophoresis on a 1% agarose gel in 1×TBE buffer, visualized using SYBR Safe DNA gel stain and the desired DNA fragments were excised from the agarose gel and the DNA was recovered using the Zymoclean Gel DNA Recovery Kit.

5           The DNA fragment containing the *P. pastoris* AOX1 promoter, the Dasher GFP open reading frame, and the *P. pastoris* FDH1 terminator was introduced into the similarly digested pIL75 vector by ligation. A mixture containing 48 ng of the BamHI-XbaI-digested DNA fragment containing sequences for the expression of Dasher GFP and 15 ng of the BamHI-XbaI-digested pIL75 DNA was incubated with 400 units of T4 DNA ligase (New England Biolabs) in  
10 1× T4 DNA ligase reaction buffer in a 20 µl reaction at 16° C, for 2 hours. Electrocompetent *E. coli* DH10B cells were transformed with 2 µl of the ligation reaction and antibiotic resistant transformants were selected on LSB agar plates supplemented with 100 µg/µl ampicillin. Plates were incubated overnight at 37° C. Colonies were screened for the presence of the insert by PCR using primers MxO0513 and MxO0514. The sequence of the final vector was confirmed by  
15 DNA sequencing. The resulting episomal vector, containing sequences encoding the Dasher GFP variant whose expression is under the control of the AOX1 promoter was designated pMx0379.

### **Example 7**

#### **Construction of Strain MxY0270**

20           The pMx0379 vector, carrying the Dasher GFP reporter under the control of the AOX1 promoter, was introduced into *Pichia pastoris* host strain MxY0051 by transformation. The MxY0051 strain is a MutS strain, but contains no other modification. Transformants were selected, and the plasmid was maintained, by growth on medium containing the antibiotic G418.  
25 Plates were incubated at 30° C for 48 hours. Individual clones were patched onto YPD plates with G418 antibiotic and the patches were used to inoculate cultures in subsequent experiments.

### **Example 8**

#### **Error-prone mutagenesis of the AOX1 promoter**

30

The pMx0369 vector was used as a template for error-prone PCR amplification of the AOX1 promoter. Error-prone PCR was carried out as described in McCullum, *et al.* (2010, Methods in Molecular Biology, 634:103-9). The pAOX1 promoter was amplified using primers MxO0569 (TCCTGCAGCCCGGGGATCCAACATCCAAAGA; SEQ ID NO: 34) and MxO0570 (CTTCAGTTAAAGCTGTCATCGTTTCGAATAATTAGT; SEQ ID NO: 35) in a reaction containing 1  $\mu$ M of each primer, 50 ng of template DNA, 1 mM dCTP and dTTP, 0.2 mM dATP and dGTP, 5.5 mM MgCl<sub>2</sub>, and 0.5 mM MnCl<sub>2</sub>, and 5U *Taq* DNA polymerase, in 1X reaction buffer (Invitrogen). The reaction conditions for error-prone amplification were as follows:

1 cycle	Initial Denaturation	94°C	2 min
25 cycles	Denaturation	94°C	30 sec
	Annealing	55°C	30 sec
	Extension	72°C	2 min
1 cycle	Final Extension	72°C	5 min

The pMx0379 vector, excluding the pAOX1 promoter sequence, was amplified under standard PCR amplification conditions, as described in Example 1, using primers MxO0571 (AACAACTAATTATTCGAAACGATGACAGCTTAACT; SEQ ID NO: 36) and MxO0572 (ACCTTTCGTCTTTGGATGTTGGATCCCCCGGG; SEQ ID NO: 37).

The pAOX1 promoter generated by error-prone amplification and the amplified pMx0379 vector DNA were each separated by electrophoresis on a 1% agarose gel in 1×TBE buffer and visualized using SYBR Safe DNA gel stain. The desired DNA fragments were excised from the agarose gel and the DNA was recovered using the ZYMOCLEAN™ Gel DNA Recovery Kit as described herein. The pAOX1 promoter sequences (600 ng) and vector DNA (200 ng) were assembled using Gibson assembly reactions (New England Biolabs). The assembly reactions were used to transform ElectroMax DH10B competent cells as described in Example 3. After overnight growth on LB agar plates with ampicillin, the transformants were

pooled in 50 ml LB liquid medium containing ampicillin at a concentration of 100 µg/ml and grown for 4 hours at 37°C with shaking at 250 rpm. Following outgrowth, plasmid DNA was recovered using a QIAGEN Plasmid Midi kit (Qiagen Inc.). The resulting DNA consisted of pMx0379 vectors containing a variety of mutated pAOX1 promoter sequences.

5

### **Example 9**

#### **Screening the pAOX1 mutant library**

The pAOX1 promoter library, consisting of pAOX1 promoters generated by error-prone PCR driving expression of a GFP reporter, was introduced into strain MxY0051 by transformation. Transformants were selected and maintained by growth on YPD plates containing the antibiotic G418. Plates were incubated at 30°C for 72 hours and colonies were screened for fluorescence using a Li-Cor Odyssey Fc imaging system (Li-Cor Biosciences, Lincoln, NE). A colony that showed significant fluorescence on the YPD was identified. This colony was subcultured onto a fresh YPD plate along with strain MxY0270 as a wild type pAOX1 reference, and confirmed to show increased GFP expression relative to the reference. This strain was designated MxY0279.

15

### **Example 10**

#### **Recovery of the mutated plasmid from MxY0279**

20

Plasmid DNA was recovered from transformed *P. pastoris* cells by resuspending a MxY0279 colony in a 100 µl volume of lysis buffer (200 mM Li acetate, 1% SDS) and heating the suspension to 70°C for 5 minutes. DNA was precipitated from the lysate by the addition of 300 µl of 100% ethanol, followed by centrifugation at 15,000 x g for 3 minutes. The recovered material was washed with a 1 ml volume of 70% ethanol, followed by centrifugation. The precipitated DNA was dissolved in a 100 µl volume of DNA elution buffer (5 mM Tris/HCl, pH 8.5). A 2 µl volume of the recovered DNA solution was used to transform ElectroMax DH10B competent cells as described in Example 3, and bacterial transformants were recovered by plating on LB plates containing ampicillin at a concentration of 100 µg/ml. Plasmid DNA was

25

30

isolated from the bacterial transformants using a QIAprep Spin Miniprep Kit, and the sequence of the mutated promoter was determined by sequencing the plasmid DNA using the MxO0569 and MxO0570 primers. The recovered plasmid vector containing the mutant pAOX1 promoter driving GFP expression was designated pMx0414. The sequence is set forth in SEQ ID NO:29 as shown in Figure 2, where 19 mutation sites are double underlined.

### **Example 11**

#### **Confirmation that the improved GFP expression in MxY0279 results from pMx0414**

The recovered pMx0414 plasmid was transformed into the MxY0051 strain of *P. pastoris*, as described in Example 3. The transformants and the MxY0270 control strain were streaked onto YPD agar plates and incubated at 30°C for 3 days. The fluorescence from these cells was measured using a Li-Cor Odyssey Fc imaging system as described in Example 9. The transformants showed significant expression from the mutant pAOX1 promoter on YPD medium, which lacked the inducer methanol, while the MxY0270 control strain bearing a plasmid with GFP driven by the wild type pAOX1 promoter showed greatly reduced or no fluorescence (Figure 3). These results confirm that improved GFP expression observed in the original MxY0279 strain was due to the mutations in the pMx0414 plasmid, and not the genome of the host strain.

### **Example 12**

#### **Shake flask cultivation of transformants and measurement of GFP expression**

The MxY0270 and MxY0279 strains carrying the pMx0379 and pMx0414 GFP expression plasmids, as described herein, were inoculated into growth media (1% yeast extract, 2% peptone, supplemented with 1% glycerol) containing the antibiotic G418, to maintain the plasmids, and grown overnight at 30° C with shaking at 200 rpm. The next day the overnight cultures were diluted to an OD600 of 0.5-0.7 with YP media supplemented with 1% dextrose, 1% glycerol, 1% methanol, or both 1% methanol and 1% dextrose. All media contained the

G418 antibiotic.

GFP fluorescence was measured in cultures expressing the reporter protein using a SpectraMax M2 microplate reader and SoftMax Pro 6.1 software (Molecular Devices, San Jose, Calif.) at an excitation wavelength of 485 nm, and an emission wavelength of 525 nm.

5 Fluorescence in shake flask cultures was measured at 48 hours after dilution into the relevant carbon source. GFP fluorescence, in relative fluorescence units (RFU) was normalized to the OD of the culture. (See Figure 4).

### **Example 13**

#### **Evaluation of a set of mutations**

10

A combinatorial promoter library containing the mutations present in a plasmid with all 19 mutations in pAOX1 (promoter designated MxG0038; see, e.g., SEQ ID NO: 29), where each of the positions mutated in MxG0038 was either the wild type or mutant nucleotide. A group of five mutations from the MxG0038 mutant that confer the improved expression phenotype was  
15 identified. A mutant AOX1 promoter containing mutations T688C, A696T, T702C, A712G, and T714G was designated MxG0220. A portion of the sequences of MxG0038 and MxG0020 are compared in Figure 5.

15

20

The relative expression of GFP using wild-type pAOX1 promoter, a pAOX1 promoter containing all 19 mutations (promoter designated MxG0038 in strain MxY965), a pAOX1  
20 promoter containing the selected 5 mutations (promoter designated MxG0220) is shown in Figure 6.

### **OTHER EMBODIMENTS**

25

It is to be understood that while the invention has been described in conjunction with the detailed description thereof, the foregoing description is intended to illustrate and not limit the scope of the invention, which is defined by the scope of the appended claims. Other aspects, advantages, and modifications are within the scope of the following claims.

**WHAT IS CLAIMED IS:**

1. A nucleic acid construct comprising a first alcohol oxidase promoter element, wherein the first alcohol oxidase promoter element comprises a mutation at one or more nucleotide positions corresponding to any of nucleotide positions 668-734 relative to  
5 SEQ ID NO: 28.
2. A nucleic acid construct comprising a first alcohol oxidase promoter element, wherein the first alcohol oxidase promoter element comprises one or more mutations at a nucleotide position selected from the group consisting of nucleotide positions  
10 corresponding to T146, C154, T303, T426, A433, A435, T530, C572, T596, T617, T688, A696, T702, A709, A712, T714, A790, A841, and T862 relative to SEQ ID NO: 28.
3. The nucleic acid construct of any one of claims 1-2, wherein the first alcohol oxidase promoter element comprises one or more mutations at a nucleotide position  
15 selected from the group consisting of nucleotide positions corresponding to T688, A696, T702, A712, and T714 relative to SEQ ID NO: 28.
4. The nucleic acid construct of any one of claims 1-3, wherein the first alcohol oxidase promoter element comprises mutations at nucleotide positions corresponding to  
20 T688, A696, T702, A712, and T714 relative to SEQ ID NO: 28.
5. A nucleic acid construct comprising a first alcohol oxidase promoter element, wherein the first alcohol oxidase promoter element comprises one or more mutations selected from the group consisting of mutations corresponding to T146C, C154T, T303C,  
25 T426A, A433T, A435G, T530A, C572T, T596C, T617C, T688C, A696T, T702C, A709G, A712G, T714G, A790G, A841T, and T862A relative to SEQ ID NO: 28.

6. The nucleic acid construct of any one of claims 1-5, wherein the first alcohol oxidase promoter element comprises one or more mutations selected from the group consisting of T688C, A696T, T702C, A712G, and T714G relative to SEQ ID NO: 28.

5 7. The nucleic acid construct of any one of claims 1-5, wherein the first alcohol oxidase promoter element comprises two or more mutations selected from the group consisting of T688C, A696T, T702C, A712G, and T714G relative to SEQ ID NO: 28.

10 8. The nucleic acid construct of any one of claims 1-5, wherein the first alcohol oxidase promoter element comprises three or more mutations selected from the group consisting of T688C, A696T, T702C, A712G, and T714G relative to SEQ ID NO: 28.

15 9. The nucleic acid construct of any one of claims 1-5, wherein the first alcohol oxidase promoter element comprises four or more mutations selected from the group consisting of T688C, A696T, T702C, A712G, and T714G relative to SEQ ID NO: 28.

20 10. The nucleic acid construct of any one of claims 1-5, wherein the first alcohol oxidase promoter element comprises the mutations T688C, A696T, T702C, A712G, and T714G relative to SEQ ID NO: 28.

11. The nucleic acid construct of any one of claims 1-10, wherein the first alcohol oxidase promoter element is an alcohol oxidase 1 (AOX1) promoter element.

25 12. The nucleic acid construct of any one of claims 1-11, wherein the first alcohol oxidase promoter element has at least 90% sequence identity to SEQ ID NO: 28.

30 13. The nucleic acid construct of any one of claims 1-12, further comprising a nucleotide sequence, wherein the nucleotide sequence is operably linked to the first alcohol oxidase promoter element.

14. The nucleic acid construct of claim 13, wherein the nucleotide sequence encodes a first protein.

15. The nucleic acid construct of claim 13, wherein the first protein is selected from the group consisting of an antibody or fragment thereof, an enzyme, a regulatory protein, a peptide hormone, a blood clotting protein, a cytokine, a cytokine inhibitor, and a heme-binding protein.

16. The nucleic acid construct of any one of claims 13-14, wherein the first protein is a heme-binding protein.

17. The nucleic acid construct of claim 16, wherein the heme-binding protein is a leghemoglobin.

18. The nucleic acid construct of claim 17, wherein the heme-binding protein comprises an amino acid sequence having at least 90% sequence identity to the amino acid sequence of any of SEQ ID NOs: 1-27.

19. A cell comprising a first nucleic acid construct, wherein the first nucleic acid construct is the nucleic acid construct of any one of claims 1-18.

20. The cell of claim 19, further comprising a second nucleic acid construct comprising a nucleotide sequence, wherein the nucleotide sequence is operably linked to the first alcohol oxidase promoter element or to a second promoter element.

21. A method of producing a product in a cell comprising:  
expressing a nucleic acid construct comprising a nucleotide sequence operably linked to a first alcohol oxidase promoter element, wherein the first alcohol oxidase promoter element comprises a mutation at one or more nucleotide positions corresponding to any of nucleotide positions 668-734 relative to SEQ ID NO: 28.

22. A method of producing a product in a cell comprising:  
expressing a nucleic acid construct comprising a nucleotide sequence operably  
5 linked to a first alcohol oxidase promoter element, wherein the first alcohol oxidase  
promoter element comprises one or more mutations at a nucleotide position selected from  
the group consisting of nucleotide positions corresponding to T146, C154, T303, T426,  
A433, A435, T530, C572, T596, T617, T688, A696, T702, A709, A712, T714, A790,  
A841, and T862 relative to SEQ ID NO: 28.

10

23. The method of any one of claims 21-22, wherein the first alcohol oxidase  
promoter element includes one or more mutations at a nucleotide position selected from  
the group consisting of nucleotide positions corresponding to of T688, A696, T702,  
A712, and T714 relative to SEQ ID NO: 28.

15

24. A method of producing a product in a cell comprising:  
expressing a nucleic acid construct comprising a nucleotide sequence operably  
linked to a first alcohol oxidase promoter element, wherein the first alcohol oxidase  
promoter element includes one or more mutations selected from the group consisting of  
20 mutations corresponding to T146C, C154T, T303C, T426A, A433T, A435G, T530A,  
C572T, T596C, T617C, T688C, A696T, T702C, A709G, A712G, T714G, A790G,  
A841T, and T862A relative to SEQ ID NO: 28.

25

25. The method of any one of claims 21-24, wherein the first alcohol oxidase  
promoter element comprises two or more mutations selected from the group consisting of  
T688C, A696T, T702C, A712G, and T714G relative to SEQ ID NO: 28.

30

26. The method of any one of claims 21-24, wherein the first alcohol oxidase  
promoter element comprises three or more mutations selected from the group consisting  
of T688C, A696T, T702C, A712G, and T714G relative to SEQ ID NO: 28.

27. The method of any one of claims 21-24, wherein the first alcohol oxidase promoter element comprises four or more mutations selected from the group consisting of T688C, A696T, T702C, A712G, and T714G relative to SEQ ID NO: 28.

5

28. The method of any one of claims 21-24, wherein the first alcohol oxidase promoter element comprises the mutations T688C, A696T, T702C, A712G, and T714G relative to SEQ ID NO: 28.

10

29. The method of any one of claims 21-28, wherein the first alcohol oxidase promoter element is an alcohol oxidase 1 (AOX1) promoter element.

30. The method of any one of claims 21-29, wherein the first alcohol oxidase promoter element has at least 90% sequence identity to SEQ ID NO: 28.

15

31. The method of any one of claims 21-30, wherein the nucleotide sequence operably linked to the first alcohol oxidase promoter element encodes a first protein.

20

32. The method of claim 31, wherein the first protein is selected from the group consisting of an antibody or fragment thereof, an enzyme, a regulatory protein, a peptide hormone, a blood clotting protein, a cytokine, and a heme-binding protein.

33. The method of any one of claims 31-32, wherein the first protein is a heme-binding protein.

25

34. The method of claim 33, wherein the heme-binding protein is a leghemoglobin.

30

35. The method of claim 33, wherein the heme-binding protein comprises an amino acid sequence having at least 90% sequence identity to an amino acid sequence in any one of SEQ ID NOs: 1-27.

36. The method of any one of claims 21-35, wherein the method is carried out in the absence of added methanol.

1/27

FIG 1

&lt;110&gt; Impossible Foods Inc.

&lt;210&gt; 1

&lt;211&gt; 161

&lt;212&gt; PRT

&lt;213&gt; Vigna radiata

&lt;400&gt; 1

Met	Thr	Thr	Thr	Leu	Glu	Arg	Gly	Phe	Thr	Glu	Glu	Gln	Glu	Ala	Leu
1				5					10					15	
Val	Val	Lys	Ser	Trp	Asn	Val	Met	Lys	Lys	Asn	Ser	Gly	Glu	Leu	Gly
			20					25					30		
Leu	Lys	Phe	Phe	Leu	Lys	Ile	Phe	Glu	Ile	Ala	Pro	Ser	Ala	Gln	Lys
		35					40					45			
Leu	Phe	Ser	Phe	Leu	Arg	Asp	Ser	Thr	Val	Pro	Leu	Glu	Gln	Asn	Pro
	50					55					60				
Lys	Leu	Lys	Pro	His	Ala	Val	Ser	Val	Phe	Val	Met	Thr	Cys	Asp	Ser
65				70						75					80
Ala	Val	Gln	Leu	Arg	Lys	Ala	Gly	Lys	Val	Thr	Val	Arg	Glu	Ser	Asn
				85						90				95	
Leu	Lys	Lys	Leu	Gly	Ala	Thr	His	Phe	Arg	Thr	Gly	Val	Ala	Asn	Glu
			100					105					110		
His	Phe	Glu	Val	Thr	Lys	Phe	Ala	Leu	Leu	Glu	Thr	Ile	Lys	Glu	Ala
		115					120					125			
Val	Pro	Glu	Met	Trp	Ser	Pro	Ala	Met	Lys	Asn	Ala	Trp	Gly	Glu	Ala
	130					135					140				
Tyr	Asp	Gln	Leu	Val	Asp	Ala	Ile	Lys	Tyr	Glu	Met	Lys	Pro	Pro	Ser
145					150					155					160
Ser															

&lt;210&gt; 2

&lt;211&gt; 133

&lt;212&gt; PRT

&lt;213&gt; Methylococcus diphilum inferorum

&lt;400&gt; 2

Met	Ile	Asp	Gln	Lys	Glu	Lys	Glu	Leu	Ile	Lys	Glu	Ser	Trp	Lys	Arg
1				5					10					15	
Ile	Glu	Pro	Asn	Lys	Asn	Glu	Ile	Gly	Leu	Leu	Phe	Tyr	Ala	Asn	Leu
			20					25					30		
Phe	Lys	Glu	Glu	Pro	Thr	Val	Ser	Val	Leu	Phe	Gln	Asn	Pro	Ile	Ser
		35					40					45			
Ser	Gln	Ser	Arg	Lys	Leu	Met	Gln	Val	Leu	Gly	Ile	Leu	Val	Gln	Gly

2/27

FIG. 1 - CONTINUED

50						55						60					
Ile	Asp	Asn	Leu	Glu	Gly	Leu	Ile	Pro	Thr	Leu	Gln	Asp	Leu	Gly	Arg		
65					70					75					80		
Arg	His	Lys	Gln	Tyr	Gly	Val	Val	Asp	Ser	His	Tyr	Pro	Leu	Val	Gly		
				85					90					95			
Asp	Cys	Leu	Leu	Lys	Ser	Ile	Gln	Glu	Tyr	Leu	Gly	Gln	Gly	Phe	Thr		
			100					105					110				
Glu	Glu	Ala	Lys	Ala	Ala	Trp	Thr	Lys	Val	Tyr	Gly	Ile	Ala	Ala	Gln		
		115					120					125					
Val	Met	Thr	Ala	Glu													
130																	

<210> 3  
 <211> 139  
 <212> PRT  
 <213> Aquifex aeolicus

<400> 3																	
Met	Leu	Ser	Glu	Glu	Thr	Ile	Arg	Val	Ile	Lys	Ser	Thr	Val	Pro	Leu		
1				5					10					15			
Leu	Lys	Glu	His	Gly	Thr	Glu	Ile	Thr	Ala	Arg	Met	Tyr	Glu	Leu	Leu		
			20					25					30				
Phe	Ser	Lys	Tyr	Pro	Lys	Thr	Lys	Glu	Leu	Phe	Ala	Gly	Ala	Ser	Glu		
		35					40					45					
Glu	Gln	Pro	Lys	Lys	Leu	Ala	Asn	Ala	Ile	Ile	Ala	Tyr	Ala	Thr	Tyr		
	50					55					60						
Ile	Asp	Arg	Leu	Glu	Glu	Leu	Asp	Asn	Ala	Ile	Ser	Thr	Ile	Ala	Arg		
65				70						75					80		
Ser	His	Val	Arg	Arg	Asn	Val	Lys	Pro	Glu	His	Tyr	Pro	Leu	Val	Lys		
				85					90					95			
Glu	Cys	Leu	Leu	Gln	Ala	Ile	Glu	Glu	Val	Leu	Asn	Pro	Gly	Glu	Glu		
			100					105					110				
Val	Leu	Lys	Ala	Trp	Glu	Glu	Ala	Tyr	Asp	Phe	Leu	Ala	Lys	Thr	Leu		
		115					120					125					
Ile	Thr	Leu	Glu	Lys	Lys	Leu	Tyr	Ser	Gln	Pro							
130						135											

<210> 4  
 <211> 145  
 <212> PRT  
 <213> Glycine max

<400> 4																	
Met	Gly	Ala	Phe	Thr	Glu	Lys	Gln	Glu	Ala	Leu	Val	Ser	Ser	Ser	Phe		
1				5					10						15		



4/27

FIG. 1 - CONTINUED

&lt;210&gt; 6

&lt;211&gt; 1153

&lt;212&gt; PRT

&lt;213&gt; Magnaporthe oryzae

&lt;400&gt; 6

Met	Asp	Gly	Ala	Val	Arg	Leu	Asp	Trp	Thr	Gly	Leu	Asp	Leu	Thr	Gly
1				5					10					15	
His	Glu	Ile	His	Asp	Gly	Val	Pro	Ile	Ala	Ser	Arg	Val	Gln	Val	Met
			20					25					30		
Val	Ser	Phe	Pro	Leu	Phe	Lys	Asp	Gln	His	Ile	Ile	Met	Ser	Ser	Lys
		35					40					45			
Glu	Ser	Pro	Ser	Arg	Lys	Ser	Ser	Thr	Ile	Gly	Gln	Ser	Thr	Arg	Asn
	50					55					60				
Gly	Ser	Cys	Gln	Ala	Asp	Thr	Gln	Lys	Gly	Gln	Leu	Pro	Pro	Val	Gly
65					70					75					80
Glu	Lys	Pro	Lys	Pro	Val	Lys	Glu	Asn	Pro	Met	Lys	Lys	Leu	Lys	Glu
				85					90					95	
Met	Ser	Gln	Arg	Pro	Leu	Pro	Thr	Gln	His	Gly	Asp	Gly	Thr	Tyr	Pro
			100					105						110	
Thr	Glu	Lys	Lys	Leu	Thr	Gly	Ile	Gly	Glu	Asp	Leu	Lys	His	Ile	Arg
		115					120						125		
Gly	Tyr	Asp	Val	Lys	Thr	Leu	Leu	Ala	Met	Val	Lys	Ser	Lys	Leu	Lys
	130					135					140				
Gly	Glu	Lys	Leu	Lys	Asp	Asp	Lys	Thr	Met	Leu	Met	Glu	Arg	Val	Met
145					150					155					160
Gln	Leu	Val	Ala	Arg	Leu	Pro	Thr	Glu	Ser	Lys	Lys	Arg	Ala	Glu	Leu
				165					170					175	
Thr	Asp	Ser	Leu	Ile	Asn	Glu	Leu	Trp	Glu	Ser	Leu	Asp	His	Pro	Pro
			180					185					190		
Leu	Asn	Tyr	Leu	Gly	Pro	Glu	His	Ser	Tyr	Arg	Thr	Pro	Asp	Gly	Ser
		195					200					205			
Tyr	Asn	His	Pro	Phe	Asn	Pro	Gln	Leu	Gly	Ala	Ala	Gly	Ser	Arg	Tyr
	210					215					220				
Ala	Arg	Ser	Val	Ile	Pro	Thr	Val	Thr	Pro	Pro	Gly	Ala	Leu	Pro	Asp
225					230					235					240
Pro	Gly	Leu	Ile	Phe	Asp	Ser	Ile	Met	Gly	Arg	Thr	Pro	Asn	Ser	Tyr
				245					250					255	
Arg	Lys	His	Pro	Asn	Asn	Val	Ser	Ser	Ile	Leu	Trp	Tyr	Trp	Ala	Thr
			260					265						270	
Ile	Ile	Ile	His	Asp	Ile	Phe	Trp	Thr	Asp	Pro	Arg	Asp	Ile	Asn	Thr
		275					280					285			
Asn	Lys	Ser	Ser	Ser	Tyr	Leu	Asp	Leu	Ala	Pro	Leu	Tyr	Gly	Asn	Ser
	290					295					300				
Gln	Glu	Met	Gln	Asp	Ser	Ile	Arg	Thr	Phe	Lys	Asp	Gly	Arg	Met	Lys
305					310					315					320

5/27

FIG. 1 - CONTINUED

Pro	Asp	Cys	Tyr	Ala	Asp	Lys	Arg	Leu	Ala	Gly	Met	Pro	Pro	Gly	Val
				325					330					335	
Ser	Val	Leu	Leu	Ile	Met	Phe	Asn	Arg	Phe	His	Asn	His	Val	Ala	Glu
			340					345					350		
Asn	Leu	Ala	Leu	Ile	Asn	Glu	Gly	Gly	Arg	Phe	Asn	Lys	Pro	Ser	Asp
		355					360					365			
Leu	Leu	Glu	Gly	Glu	Ala	Arg	Glu	Ala	Ala	Trp	Lys	Lys	Tyr	Asp	Asn
	370					375					380				
Asp	Leu	Phe	Gln	Val	Ala	Arg	Leu	Val	Thr	Ser	Gly	Leu	Tyr	Ile	Asn
385					390					395					400
Ile	Thr	Leu	Val	Asp	Tyr	Val	Arg	Asn	Ile	Val	Asn	Leu	Asn	Arg	Val
				405					410					415	
Asp	Thr	Thr	Trp	Thr	Leu	Asp	Pro	Arg	Gln	Asp	Ala	Gly	Ala	His	Val
			420					425					430		
Gly	Thr	Ala	Asp	Gly	Ala	Glu	Arg	Gly	Thr	Gly	Asn	Ala	Val	Ser	Ala
		435					440					445			
Glu	Phe	Asn	Leu	Cys	Tyr	Arg	Trp	His	Ser	Cys	Ile	Ser	Glu	Lys	Asp
	450					455					460				
Ser	Lys	Phe	Val	Glu	Ala	Gln	Phe	Gln	Asn	Ile	Phe	Gly	Lys	Pro	Ala
465					470					475					480
Ser	Glu	Val	Arg	Pro	Asp	Glu	Met	Trp	Lys	Gly	Phe	Ala	Lys	Met	Glu
				485					490					495	
Gln	Asn	Thr	Pro	Ala	Asp	Pro	Gly	Gln	Arg	Thr	Phe	Gly	Gly	Phe	Lys
			500					505					510		
Arg	Gly	Pro	Asp	Gly	Lys	Phe	Asp	Asp	Asp	Asp	Leu	Val	Arg	Cys	Ile
		515					520						525		
Ser	Glu	Ala	Val	Glu	Asp	Val	Ala	Gly	Ala	Phe	Gly	Ala	Arg	Asn	Val
	530					535					540				
Pro	Gln	Ala	Met	Lys	Val	Val	Glu	Thr	Met	Gly	Ile	Ile	Gln	Gly	Arg
545					550					555					560
Lys	Trp	Asn	Val	Ala	Gly	Leu	Asn	Glu	Phe	Arg	Lys	His	Phe	His	Leu
				565					570					575	
Lys	Pro	Tyr	Ser	Thr	Phe	Glu	Asp	Ile	Asn	Ser	Asp	Pro	Gly	Val	Ala
			580					585					590		
Glu	Ala	Leu	Arg	Arg	Leu	Tyr	Asp	His	Pro	Asp	Asn	Val	Glu	Leu	Tyr
		595					600					605			
Pro	Gly	Leu	Val	Ala	Glu	Glu	Asp	Lys	Gln	Pro	Met	Val	Pro	Gly	Val
	610					615					620				
Gly	Ile	Ala	Pro	Thr	Tyr	Thr	Ile	Ser	Arg	Val	Val	Leu	Ser	Asp	Ala
625					630					635					640
Val	Cys	Leu	Val	Arg	Gly	Asp	Arg	Phe	Tyr	Thr	Thr	Asp	Phe	Thr	Pro
				645					650					655	
Arg	Asn	Leu	Thr	Asn	Trp	Gly	Tyr	Lys	Glu	Val	Asp	Tyr	Asp	Leu	Ser
			660					665					670		
Val	Asn	His	Gly	Cys	Val	Phe	Tyr	Lys	Leu	Phe	Ile	Arg	Ala	Phe	Pro
		675					680					685			

6/27

FIG. 1 - CONTINUED

Asn	His	Phe	Lys	Gln	Asn	Ser	Val	Tyr	Ala	His	Tyr	Pro	Met	Val	Val
	690					695					700				
Pro	Ser	Glu	Asn	Lys	Arg	Ile	Leu	Glu	Ala	Leu	Gly	Arg	Ala	Asp	Leu
705					710					715					720
Phe	Asp	Phe	Glu	Ala	Pro	Lys	Tyr	Ile	Pro	Pro	Arg	Val	Asn	Ile	Thr
				725					730					735	
Ser	Tyr	Gly	Gly	Ala	Glu	Tyr	Ile	Leu	Glu	Thr	Gln	Glu	Lys	Tyr	Lys
			740					745					750		
Val	Thr	Trp	His	Glu	Gly	Leu	Gly	Phe	Leu	Met	Gly	Glu	Gly	Gly	Leu
		755					760					765			
Lys	Phe	Met	Leu	Ser	Gly	Asp	Asp	Pro	Leu	His	Ala	Gln	Gln	Arg	Lys
770						775					780				
Cys	Met	Ala	Ala	Gln	Leu	Tyr	Lys	Asp	Gly	Trp	Thr	Glu	Ala	Val	Lys
785					790					795					800
Ala	Phe	Tyr	Ala	Gly	Met	Met	Glu	Glu	Leu	Leu	Val	Ser	Lys	Ser	Tyr
				805				810						815	
Phe	Leu	Gly	Asn	Asn	Lys	His	Arg	His	Val	Asp	Ile	Ile	Arg	Asp	Val
			820					825					830		
Gly	Asn	Met	Val	His	Val	His	Phe	Ala	Ser	Gln	Val	Phe	Gly	Leu	Pro
		835					840					845			
Leu	Lys	Thr	Ala	Lys	Asn	Pro	Thr	Gly	Val	Phe	Thr	Glu	Gln	Glu	Met
	850					855					860				
Tyr	Gly	Ile	Leu	Ala	Ala	Ile	Phe	Thr	Thr	Ile	Phe	Phe	Asp	Leu	Asp
865					870					875					880
Pro	Ser	Lys	Ser	Phe	Pro	Leu	Arg	Thr	Lys	Thr	Arg	Glu	Val	Cys	Gln
				885					890					895	
Lys	Leu	Ala	Lys	Leu	Val	Glu	Ala	Asn	Val	Lys	Leu	Ile	Asn	Lys	Ile
			900					905					910		
Pro	Trp	Ser	Arg	Gly	Met	Phe	Val	Gly	Lys	Pro	Ala	Lys	Asp	Glu	Pro
	915						920					925			
Leu	Ser	Ile	Tyr	Gly	Lys	Thr	Met	Ile	Lys	Gly	Leu	Lys	Ala	His	Gly
930						935					940				
Leu	Ser	Asp	Tyr	Asp	Ile	Ala	Trp	Ser	His	Val	Val	Pro	Thr	Ser	Gly
945					950					955					960
Ala	Met	Val	Pro	Asn	Gln	Ala	Gln	Val	Phe	Ala	Gln	Ala	Val	Asp	Tyr
				965					970					975	
Tyr	Leu	Ser	Pro	Ala	Gly	Met	His	Tyr	Ile	Pro	Glu	Ile	His	Met	Val
			980					985					990		
Ala	Leu	Gln	Pro	Ser	Thr	Pro	Glu	Thr	Asp	Ala	Leu	Leu	Leu	Gly	Tyr
		995					1000					1005			
Ala	Met	Glu	Gly	Ile	Arg	Leu	Ala	Gly	Thr	Phe	Gly	Ser	Tyr	Arg	Glu
	1010					1015					1020				
Ala	Ala	Val	Asp	Asp	Val	Val	Lys	Glu	Asp	Asn	Gly	Arg	Gln	Val	Pro
1025					1030					1035					1040
Val	Lys	Ala	Gly	Asp	Arg	Val	Phe	Val	Ser	Phe	Val	Asp	Ala	Ala	Arg
				1045					1050					1055	



8/27

FIG. 1 - CONTINUED

Gly	Gly	Val	His	Ser	Val	Asp	Phe	Pro	Glu	Ile	Val	Gly	Ile	Lys	Ala
		195					200					205			
Asp	Pro	Asn	Asn	Asp	Thr	Asn	Val	Pro	Phe	Gln	Lys	Asp	Val	Ser	Ser
	210					215					220				
Phe	His	Asn	Gly	Ile	Val	Thr	Glu	Tyr	Leu	Ala	Gly	Thr	Ser	Lys	Asn
225					230						235				240
Pro	Leu	Val	Ala	Ser	Lys	Asn	Ala	Thr	Phe	His	Ser	Asp	Lys	Arg	Ile
				245					250					255	
Phe	Asp	Asn	Asp	Lys	Ala	Thr	Met	Lys	Lys	Leu	Ser	Thr	Lys	Ala	Gly
		260						265					270		
Phe	Asn	Ser	Met	Cys	Ala	Asp	Ile	Leu	Thr	Arg	Met	Ile	Asp	Thr	Val
		275					280					285			
Pro	Lys	Ser	Val	Gln	Leu	Thr	Pro	Val	Leu	Glu	Ala	Tyr	Asp	Val	Arg
	290					295					300				
Pro	Tyr	Ile	Thr	Glu	Leu	Ser	Leu	Asn	Asn	Lys	Asn	Lys	Ile	His	Phe
305					310						315				320
Thr	Gly	Ser	Val	Arg	Val	Arg	Ile	Thr	Asn	Asn	Ile	Arg	Asp	Asn	Asn
				325					330					335	
Asp	Leu	Ala	Ile	Asn	Leu	Ile	Tyr	Val	Gly	Arg	Asp	Gly	Lys	Lys	Val
			340					345					350		
Thr	Val	Pro	Thr	Gln	Gln	Val	Thr	Phe	Gln	Gly	Gly	Thr	Ser	Phe	Gly
		355						360					365		
Ala	Gly	Glu	Val	Phe	Ala	Asn	Phe	Glu	Phe	Asp	Thr	Thr	Met	Asp	Ala
	370					375						380			
Lys	Asn	Gly	Ile	Thr	Lys	Phe	Phe	Ile	Gln	Glu	Val	Lys	Pro	Ser	Thr
385					390						395				400
Lys	Ala	Thr	Val	Thr	His	Asp	Asn	Gln	Lys	Thr	Gly	Gly	Tyr	Lys	Val
				405					410					415	
Asp	Asp	Thr	Val	Leu	Tyr	Gln	Leu	Gln	Ser	Cys	Ala	Val	Leu	Glu	
		420						425					430		
Lys	Leu	Pro	Asn	Ala	Pro	Leu	Val	Val	Thr	Ala	Met	Val	Arg	Asp	Ala
	435						440					445			
Arg	Ala	Lys	Asp	Ala	Leu	Thr	Leu	Arg	Val	Ala	His	Lys	Lys	Pro	Val
	450					455					460				
Lys	Gly	Ser	Ile	Val	Pro	Arg	Phe	Gln	Thr	Ala	Ile	Thr	Asn	Phe	Lys
465					470					475					480
Ala	Thr	Gly	Lys	Lys	Ser	Ser	Gly	Tyr	Thr	Gly	Phe	Gln	Ala	Lys	Thr
				485					490					495	
Met	Phe	Glu	Glu	Gln	Ser	Thr	Tyr	Phe	Asp	Ile	Val	Leu	Gly	Gly	Ser
			500					505					510		
Pro	Ala	Ser	Gly	Val	Gln	Phe	Leu	Thr	Ser	Gln	Ala	Met	Pro	Ser	Gln
		515					520						525		
Cys	Ser														
	530														

9/27

## FIG. 1 - CONTINUED

&lt;210&gt; 8

&lt;211&gt; 358

&lt;212&gt; PRT

<213> *Fusarium graminearum*

&lt;400&gt; 8

Met	Ala	Ser	Ala	Thr	Arg	Gln	Phe	Ala	Arg	Ala	Ala	Thr	Arg	Ala	Thr
1				5					10					15	
Arg	Asn	Gly	Phe	Ala	Ile	Ala	Pro	Arg	Gln	Val	Ile	Arg	Gln	Gln	Gly
			20					25					30		
Arg	Arg	Tyr	Tyr	Ser	Ser	Glu	Pro	Ala	Gln	Lys	Ser	Ser	Ser	Ala	Trp
		35					40					45			
Ile	Trp	Leu	Thr	Gly	Ala	Ala	Val	Ala	Gly	Gly	Ala	Gly	Tyr	Tyr	Phe
	50					55					60				
Tyr	Gly	Asn	Ser	Ala	Ser	Ser	Ala	Thr	Ala	Lys	Val	Phe	Asn	Pro	Ser
65					70					75					80
Lys	Glu	Asp	Tyr	Gln	Lys	Val	Tyr	Asn	Glu	Ile	Ala	Ala	Arg	Leu	Glu
				85					90					95	
Glu	Lys	Asp	Asp	Tyr	Asp	Asp	Gly	Ser	Tyr	Gly	Pro	Val	Leu	Val	Arg
			100				105						110		
Leu	Ala	Trp	His	Ala	Ser	Gly	Thr	Tyr	Asp	Lys	Glu	Thr	Gly	Thr	Gly
			115				120						125		
Gly	Ser	Asn	Gly	Ala	Thr	Met	Arg	Phe	Ala	Pro	Glu	Ser	Asp	His	Gly
						135							140		
Ala	Asn	Ala	Gly	Leu	Ala	Ala	Ala	Arg	Asp	Phe	Leu	Gln	Pro	Val	Lys
145					150					155					160
Glu	Lys	Phe	Pro	Trp	Ile	Thr	Tyr	Ser	Asp	Leu	Trp	Ile	Leu	Ala	Gly
				165					170					175	
Val	Cys	Ala	Ile	Gln	Glu	Met	Leu	Gly	Pro	Ala	Ile	Pro	Tyr	Arg	Pro
			180					185					190		
Gly	Arg	Ser	Asp	Arg	Asp	Val	Ser	Gly	Cys	Thr	Pro	Asp	Gly	Arg	Leu
		195					200					205			
Pro	Asp	Ala	Ser	Lys	Arg	Gln	Asp	His	Leu	Arg	Gly	Ile	Phe	Gly	Arg
		210				215						220			
Met	Gly	Phe	Asn	Asp	Gln	Glu	Ile	Val	Ala	Leu	Ser	Gly	Ala	His	Ala
225					230					235					240
Leu	Gly	Arg	Cys	His	Thr	Asp	Arg	Ser	Gly	Tyr	Ser	Gly	Pro	Trp	Thr
				245					250					255	
Phe	Ser	Pro	Thr	Val	Leu	Thr	Asn	Asp	Tyr	Phe	Arg	Leu	Leu	Val	Glu
			260					265					270		
Glu	Lys	Trp	Gln	Trp	Lys	Lys	Trp	Asn	Gly	Pro	Ala	Gln	Tyr	Glu	Asp
		275					280					285			
Lys	Ser	Thr	Lys	Ser	Leu	Met	Met	Leu	Pro	Ser	Asp	Ile	Ala	Leu	Ile
		290				295						300			
Glu	Asp	Lys	Lys	Phe	Lys	Pro	Trp	Val	Glu	Lys	Tyr	Ala	Lys	Asp	Asn
305					310						315				320



11/27

## FIG. 1 - CONTINUED

Lys Gly Lys Asn Met Thr Glu Ala His Lys Gly Met Asn Leu Gln Asn  
 65 70 75 80  
 Leu His Phe Asp Ala Ile Ile Glu Asn Leu Ala Ala Thr Leu Lys Glu  
 85 90 95  
 Leu Gly Val Thr Asp Ala Val Ile Asn Glu Ala Ala Lys Val Ile Glu  
 100 105 110  
 His Thr Arg Lys Asp Met Leu Gly Lys  
 115 120

&lt;210&gt; 11

&lt;211&gt; 117

&lt;212&gt; PRT

&lt;213&gt; Paramecium caudatum

&lt;400&gt; 11

Met Ser Leu Phe Glu Gln Leu Gly Gly Gln Ala Ala Val Gln Ala Val  
 1 5 10 15  
 Thr Ala Gln Phe Tyr Ala Asn Ile Gln Ala Asp Ala Thr Val Ala Thr  
 20 25 30  
 Phe Phe Asn Gly Ile Asp Met Pro Asn Gln Thr Asn Lys Thr Ala Ala  
 35 40 45  
 Phe Leu Cys Ala Ala Leu Gly Gly Pro Asn Ala Trp Thr Gly Arg Asn  
 50 55 60  
 Leu Lys Glu Val His Ala Asn Met Gly Val Ser Asn Ala Gln Phe Thr  
 65 70 75 80  
 Thr Val Ile Gly His Leu Arg Ser Ala Leu Thr Gly Ala Gly Val Ala  
 85 90 95  
 Ala Ala Leu Val Glu Gln Thr Val Ala Val Ala Glu Thr Val Arg Gly  
 100 105 110  
 Asp Val Val Thr Val  
 115

&lt;210&gt; 12

&lt;211&gt; 147

&lt;212&gt; PRT

&lt;213&gt; Aspergillus niger

&lt;400&gt; 12

Met Pro Leu Thr Pro Glu Gln Ile Lys Ile Ile Lys Ala Thr Val Pro  
 1 5 10 15  
 Val Leu Gln Glu Tyr Gly Thr Lys Ile Thr Thr Ala Phe Tyr Met Asn  
 20 25 30  
 Met Ser Thr Val His Pro Glu Leu Asn Ala Val Phe Asn Thr Ala Asn  
 35 40 45

12/27

## FIG. 1 - CONTINUED

Gln Val Lys Gly His Gln Ala Arg Ala Leu Ala Gly Ala Leu Phe Ala  
 50 55 60  
 Tyr Ala Ser His Ile Asp Asp Leu Gly Ala Leu Gly Pro Ala Val Glu  
 65 70 75 80  
 Leu Ile Cys Asn Lys His Ala Ser Leu Tyr Ile Gln Ala Asp Glu Tyr  
 85 90 95  
 Lys Ile Val Gly Lys Tyr Leu Leu Glu Ala Met Lys Glu Val Leu Gly  
 100 105 110  
 Asp Ala Cys Thr Asp Asp Ile Leu Asp Ala Trp Gly Ala Ala Tyr Trp  
 115 120 125  
 Ala Leu Ala Asp Ile Met Ile Asn Arg Glu Ala Ala Leu Tyr Lys Gln  
 130 135 140  
 Ser Gln Gly  
 145

<210> 13  
 <211> 165  
 <212> PRT  
 <213> Zea mays

<400> 13  
 Met Ala Leu Ala Glu Ala Asp Asp Gly Ala Val Val Phe Gly Glu Glu  
 1 5 10 15  
 Gln Glu Ala Leu Val Leu Lys Ser Trp Ala Val Met Lys Lys Asp Ala  
 20 25 30  
 Ala Asn Leu Gly Leu Arg Phe Phe Leu Lys Val Phe Glu Ile Ala Pro  
 35 40 45  
 Ser Ala Glu Gln Met Phe Ser Phe Leu Arg Asp Ser Asp Val Pro Leu  
 50 55 60  
 Glu Lys Asn Pro Lys Leu Lys Thr His Ala Met Ser Val Phe Val Met  
 65 70 75 80  
 Thr Cys Glu Ala Ala Ala Gln Leu Arg Lys Ala Gly Lys Val Thr Val  
 85 90 95  
 Arg Glu Thr Thr Leu Lys Arg Leu Gly Ala Thr His Leu Arg Tyr Gly  
 100 105 110  
 Val Ala Asp Gly His Phe Glu Val Thr Gly Phe Ala Leu Leu Glu Thr  
 115 120 125  
 Ile Lys Glu Ala Leu Pro Ala Asp Met Trp Ser Leu Glu Met Lys Lys  
 130 135 140  
 Ala Trp Ala Glu Ala Tyr Ser Gln Leu Val Ala Ala Ile Lys Arg Glu  
 145 150 155 160  
 Met Lys Pro Asp Ala  
 165

13/27

## FIG. 1 - CONTINUED

&lt;210&gt; 14

&lt;211&gt; 169

&lt;212&gt; PRT

<213> *Oryza sativa* subsp. *japonica*

&lt;400&gt; 14

Met	Ala	Leu	Val	Glu	Gly	Asn	Asn	Gly	Val	Ser	Gly	Gly	Ala	Val	Ser
1				5					10					15	
Phe	Ser	Glu	Glu	Gln	Glu	Ala	Leu	Val	Leu	Lys	Ser	Trp	Ala	Ile	Met
		20						25					30		
Lys	Lys	Asp	Ser	Ala	Asn	Ile	Gly	Leu	Arg	Phe	Phe	Leu	Lys	Ile	Phe
		35					40					45			
Glu	Val	Ala	Pro	Ser	Ala	Ser	Gln	Met	Phe	Ser	Phe	Leu	Arg	Asn	Ser
	50					55					60				
Asp	Val	Pro	Leu	Glu	Lys	Asn	Pro	Lys	Leu	Lys	Thr	His	Ala	Met	Ser
65					70					75				80	
Val	Phe	Val	Met	Thr	Cys	Glu	Ala	Ala	Ala	Gln	Leu	Arg	Lys	Ala	Gly
				85					90					95	
Lys	Val	Thr	Val	Arg	Asp	Thr	Thr	Leu	Lys	Arg	Leu	Gly	Ala	Thr	His
			100					105					110		
Phe	Lys	Tyr	Gly	Val	Gly	Asp	Ala	His	Phe	Glu	Val	Thr	Arg	Phe	Ala
		115					120					125			
Leu	Leu	Glu	Thr	Ile	Lys	Glu	Ala	Val	Pro	Val	Asp	Met	Trp	Ser	Pro
	130					135					140				
Ala	Met	Lys	Ser	Ala	Trp	Ser	Glu	Ala	Tyr	Asn	Gln	Leu	Val	Ala	Ala
145					150					155					160
Ile	Lys	Gln	Glu	Met	Lys	Pro	Ala	Glu							
				165											

&lt;210&gt; 15

&lt;211&gt; 160

&lt;212&gt; PRT

<213> *Arabidopsis thaliana*

&lt;400&gt; 15

Met	Glu	Ser	Glu	Gly	Lys	Ile	Val	Phe	Thr	Glu	Glu	Gln	Glu	Ala	Leu
1				5					10					15	
Val	Val	Lys	Ser	Trp	Ser	Val	Met	Lys	Lys	Asn	Ser	Ala	Glu	Leu	Gly
			20					25					30		
Leu	Lys	Leu	Phe	Ile	Lys	Ile	Phe	Glu	Ile	Ala	Pro	Thr	Thr	Lys	Lys
		35					40					45			
Met	Phe	Ser	Phe	Leu	Arg	Asp	Ser	Pro	Ile	Pro	Ala	Glu	Gln	Asn	Pro
	50					55					60				
Lys	Leu	Lys	Pro	His	Ala	Met	Ser	Val	Phe	Val	Met	Cys	Cys	Glu	Ser
65					70					75					80



15/27

FIG. 1 - CONTINUED

&lt;400&gt; 17

```

Met Val Ala Phe Ser Asp Lys Gln Glu Ala Leu Val Asn Gly Ala Tyr
 1           5           10           15
Glu Ala Phe Lys Ala Asn Ile Pro Lys Tyr Ser Val Val Phe Tyr Thr
      20           25           30
Thr Ile Leu Glu Lys Ala Pro Ala Ala Lys Asn Leu Phe Ser Phe Leu
      35           40           45
Ala Asn Gly Val Asp Ala Thr Asn Pro Lys Leu Thr Gly His Ala Glu
      50           55           60
Lys Leu Phe Gly Leu Val Arg Asp Ser Ala Ala Gln Leu Arg Ala Ser
65           70           75           80
Gly Gly Val Val Ala Asp Ala Ala Leu Gly Ala Val His Ser Gln Lys
      85           90           95
Ala Val Asn Asp Ala Gln Phe Val Val Val Lys Glu Ala Leu Val Lys
      100          105          110
Thr Leu Lys Glu Ala Val Gly Asp Lys Trp Ser Asp Glu Leu Gly Thr
      115          120          125
Ala Val Glu Leu Ala Tyr Asp Glu Leu Ala Ala Ala Ile Lys Lys Ala
      130          135          140
Tyr
145

```

&lt;210&gt; 18

&lt;211&gt; 154

&lt;212&gt; PRT

&lt;213&gt; Bos taurus

&lt;400&gt; 18

```

Met Gly Leu Ser Asp Gly Glu Trp Gln Leu Val Leu Asn Ala Trp Gly
 1           5           10           15
Lys Val Glu Ala Asp Val Ala Gly His Gly Gln Glu Val Leu Ile Arg
      20           25           30
Leu Phe Thr Gly His Pro Glu Thr Leu Glu Lys Phe Asp Lys Phe Lys
      35           40           45
His Leu Lys Thr Glu Ala Glu Met Lys Ala Ser Glu Asp Leu Lys Lys
      50           55           60
His Gly Asn Thr Val Leu Thr Ala Leu Gly Gly Ile Leu Lys Lys Lys
65           70           75           80
Gly His His Glu Ala Glu Val Lys His Leu Ala Glu Ser His Ala Asn
      85           90           95
Lys His Lys Ile Pro Val Lys Tyr Leu Glu Phe Ile Ser Asp Ala Ile
      100          105          110
Ile His Val Leu His Ala Lys His Pro Ser Asp Phe Gly Ala Asp Ala
      115          120          125
Gln Ala Ala Met Ser Lys Ala Leu Glu Leu Phe Arg Asn Asp Met Ala
      130          135          140

```

16/27

FIG. 1 - CONTINUED

Ala Gln Tyr Lys Val Leu Gly Phe His Gly  
 145 150

<210> 19  
 <211> 154  
 <212> PRT  
 <213> Sus scrofa

<400> 19  
 Met Gly Leu Ser Asp Gly Glu Trp Gln Leu Val Leu Asn Val Trp Gly  
 1 5 10 15  
 Lys Val Glu Ala Asp Val Ala Gly His Gly Gln Glu Val Leu Ile Arg  
 20 25 30  
 Leu Phe Lys Gly His Pro Glu Thr Leu Glu Lys Phe Asp Lys Phe Lys  
 35 40 45  
 His Leu Lys Ser Glu Asp Glu Met Lys Ala Ser Glu Asp Leu Lys Lys  
 50 55 60  
 His Gly Asn Thr Val Leu Thr Ala Leu Gly Gly Ile Leu Lys Lys Lys  
 65 70 75 80  
 Gly His His Glu Ala Glu Leu Thr Pro Leu Ala Gln Ser His Ala Thr  
 85 90 95  
 Lys His Lys Ile Pro Val Lys Tyr Leu Glu Phe Ile Ser Glu Ala Ile  
 100 105 110  
 Ile Gln Val Leu Gln Ser Lys His Pro Gly Asp Phe Gly Ala Asp Ala  
 115 120 125  
 Gln Gly Ala Met Ser Lys Ala Leu Glu Leu Phe Arg Asn Asp Met Ala  
 130 135 140  
 Ala Lys Tyr Lys Glu Leu Gly Phe Gln Gly  
 145 150

<210> 20  
 <211> 154  
 <212> PRT  
 <213> Equus caballus

<400> 20  
 Met Gly Leu Ser Asp Gly Glu Trp Gln Gln Val Leu Asn Val Trp Gly  
 1 5 10 15  
 Lys Val Glu Ala Asp Ile Ala Gly His Gly Gln Glu Val Leu Ile Arg  
 20 25 30  
 Leu Phe Thr Gly His Pro Glu Thr Leu Glu Lys Phe Asp Lys Phe Lys  
 35 40 45  
 His Leu Lys Thr Glu Ala Glu Met Lys Ala Ser Glu Asp Leu Lys Lys  
 50 55 60

17/27

FIG. 1 - CONTINUED

His Gly Thr Val Val Leu Thr Ala Leu Gly Gly Ile Leu Lys Lys Lys  
 65 70 75 80  
 Gly His His Glu Ala Glu Leu Lys Pro Leu Ala Gln Ser His Ala Thr  
 85 90 95  
 Lys His Lys Ile Pro Ile Lys Tyr Leu Glu Phe Ile Ser Asp Ala Ile  
 100 105 110  
 Ile His Val Leu His Ser Lys His Pro Gly Asp Phe Gly Ala Asp Ala  
 115 120 125  
 Gln Gly Ala Met Thr Lys Ala Leu Glu Leu Phe Arg Asn Asp Ile Ala  
 130 135 140  
 Ala Lys Tyr Lys Glu Leu Gly Phe Gln Gly  
 145 150

<210> 21  
 <211> 152  
 <212> PRT  
 <213> *Nicotiana benthamiana*

<400> 21  
 Met Ser Ser Phe Thr Glu Glu Gln Glu Ala Leu Val Val Lys Ser Trp  
 1 5 10 15  
 Asp Ser Met Lys Lys Asn Ala Gly Glu Trp Gly Leu Lys Leu Phe Leu  
 20 25 30  
 Lys Ile Phe Glu Ile Ala Pro Ser Ala Lys Lys Leu Phe Ser Phe Leu  
 35 40 45  
 Lys Asp Ser Asn Val Pro Leu Glu Gln Asn Ala Lys Leu Lys Pro His  
 50 55 60  
 Ser Lys Ser Val Phe Val Met Thr Cys Glu Ala Ala Val Gln Leu Arg  
 65 70 75 80  
 Lys Ala Gly Lys Val Val Arg Asp Ser Thr Leu Lys Lys Leu Gly  
 85 90 95  
 Ala Thr His Phe Lys Tyr Gly Val Ala Asp Glu His Phe Glu Val Thr  
 100 105 110  
 Lys Phe Ala Leu Leu Glu Thr Ile Lys Glu Ala Val Pro Glu Met Trp  
 115 120 125  
 Ser Val Asp Met Lys Asn Ala Trp Gly Glu Ala Phe Asp Gln Leu Val  
 130 135 140  
 Asn Ala Ile Lys Thr Glu Met Lys  
 145 150

<210> 22  
 <211> 132  
 <212> PRT  
 <213> *Bacillus subtilis*

18/27

FIG. 1 - CONTINUED

&lt;400&gt; 22

```

Met Gly Gln Ser Phe Asn Ala Pro Tyr Glu Ala Ile Gly Glu Glu Leu
 1          5          10          15
Leu Ser Gln Leu Val Asp Thr Phe Tyr Glu Arg Val Ala Ser His Pro
          20          25          30
Leu Leu Lys Pro Ile Phe Pro Ser Asp Leu Thr Glu Thr Ala Arg Lys
          35          40          45
Gln Lys Gln Phe Leu Thr Gln Tyr Leu Gly Gly Pro Pro Leu Tyr Thr
          50          55          60
Glu Glu His Gly His Pro Met Leu Arg Ala Arg His Leu Pro Phe Pro
65          70          75          80
Ile Thr Asn Glu Arg Ala Asp Ala Trp Leu Ser Cys Met Lys Asp Ala
          85          90          95
Met Asp His Val Gly Leu Glu Gly Glu Ile Arg Glu Phe Leu Phe Gly
          100          105          110
Arg Leu Glu Leu Thr Ala Arg His Met Val Asn Gln Thr Glu Ala Glu
          115          120          125
Asp Arg Ser Ser
          130

```

&lt;210&gt; 23

&lt;211&gt; 131

&lt;212&gt; PRT

<213> *Corynebacterium glutamicum*

&lt;400&gt; 23

```

Met Thr Thr Ser Glu Asn Phe Tyr Asp Ser Val Gly Gly Glu Glu Thr
 1          5          10          15
Phe Ser Leu Ile Val His Arg Phe Tyr Glu Gln Val Pro Asn Asp Asp
          20          25          30
Ile Leu Gly Pro Met Tyr Pro Pro Asp Asp Phe Glu Gly Ala Glu Gln
          35          40          45
Arg Leu Lys Met Phe Leu Ser Gln Tyr Trp Gly Gly Pro Lys Asp Tyr
          50          55          60
Gln Glu Gln Arg Gly His Pro Arg Leu Arg Met Arg His Val Asn Tyr
65          70          75          80
Pro Ile Gly Val Thr Ala Ala Glu Arg Trp Leu Gln Leu Met Ser Asn
          85          90          95
Ala Leu Asp Gly Val Asp Leu Thr Ala Glu Gln Arg Glu Ala Ile Trp
          100          105          110
Glu His Met Val Arg Ala Ala Asp Met Leu Ile Asn Ser Asn Pro Asp
          115          120          125
Pro His Ala
          130

```

19/27

## FIG. 1 - CONTINUED

&lt;210&gt; 24

&lt;211&gt; 124

&lt;212&gt; PRT

&lt;213&gt; Synechocystis sp.

&lt;400&gt; 24

Met	Ser	Thr	Leu	Tyr	Glu	Lys	Leu	Gly	Gly	Thr	Thr	Ala	Val	Asp	Leu
1				5					10					15	
Ala	Val	Asp	Lys	Phe	Tyr	Glu	Arg	Val	Leu	Gln	Asp	Asp	Arg	Ile	Lys
			20					25					30		
His	Phe	Phe	Ala	Asp	Val	Asp	Met	Ala	Lys	Gln	Arg	Ala	His	Gln	Lys
		35					40					45			
Ala	Phe	Leu	Thr	Tyr	Ala	Phe	Gly	Gly	Thr	Asp	Lys	Tyr	Asp	Gly	Arg
	50					55					60				
Tyr	Met	Arg	Glu	Ala	His	Lys	Glu	Leu	Val	Glu	Asn	His	Gly	Leu	Asn
65					70					75					80
Gly	Glu	His	Phe	Asp	Ala	Val	Ala	Glu	Asp	Leu	Leu	Ala	Thr	Leu	Lys
			85						90					95	
Glu	Met	Gly	Val	Pro	Glu	Asp	Leu	Ile	Ala	Glu	Val	Ala	Ala	Val	Ala
			100					105					110		
Gly	Ala	Pro	Ala	His	Lys	Arg	Asp	Val	Leu	Asn	Gln				
		115					120								

&lt;210&gt; 25

&lt;211&gt; 183

&lt;212&gt; PRT

&lt;213&gt; Synechococcus sp.

&lt;400&gt; 25

Met	Asp	Val	Ala	Leu	Leu	Glu	Lys	Ser	Phe	Glu	Gln	Ile	Ser	Pro	Arg
1				5					10					15	
Ala	Ile	Glu	Phe	Ser	Ala	Ser	Phe	Tyr	Gln	Asn	Leu	Phe	His	His	His
			20					25					30		
Pro	Glu	Leu	Lys	Pro	Leu	Phe	Ala	Glu	Thr	Ser	Gln	Thr	Ile	Gln	Glu
		35					40					45			
Lys	Lys	Leu	Ile	Phe	Ser	Leu	Ala	Ala	Ile	Ile	Glu	Asn	Leu	Arg	Asn
	50					55					60				
Pro	Asp	Ile	Leu	Gln	Pro	Ala	Leu	Lys	Ser	Leu	Gly	Ala	Arg	His	Ala
65				70						75					80
Glu	Val	Gly	Thr	Ile	Lys	Ser	His	Tyr	Pro	Leu	Val	Gly	Gln	Ala	Leu
				85					90					95	
Ile	Glu	Thr	Phe	Ala	Glu	Tyr	Leu	Ala	Ala	Asp	Trp	Thr	Glu	Gln	Leu
			100					105					110		
Ala	Thr	Ala	Trp	Val	Glu	Ala	Tyr	Asp	Val	Ile	Ala	Ser	Thr	Met	Ile
		115					120					125			

20/27

## FIG. 1 - CONTINUED

Glu Gly Ala Asp Asn Pro Ala Ala Tyr Leu Glu Pro Glu Leu Thr Phe  
 130 135 140  
 Tyr Glu Trp Leu Asp Leu Tyr Gly Glu Glu Ser Pro Lys Val Arg Asn  
 145 150 155 160  
 Ala Ile Ala Thr Leu Thr His Phe His Tyr Gly Glu Asp Pro Gln Asp  
 165 170 175  
 Val Gln Arg Asp Ser Arg Gly  
 180

<210> 26  
 <211> 118  
 <212> PRT  
 <213> Nostoc commune

<400> 26  
 Met Ser Thr Leu Tyr Asp Asn Ile Gly Gly Gln Pro Ala Ile Glu Gln  
 1 5 10 15  
 Val Val Asp Glu Leu His Lys Arg Ile Ala Thr Asp Ser Leu Leu Ala  
 20 25 30  
 Pro Val Phe Ala Gly Thr Asp Met Val Lys Gln Arg Asn His Leu Val  
 35 40 45  
 Ala Phe Leu Ala Gln Ile Phe Glu Gly Pro Lys Gln Tyr Gly Gly Arg  
 50 55 60  
 Pro Met Asp Lys Thr His Ala Gly Leu Asn Leu Gln Gln Pro His Phe  
 65 70 75 80  
 Asp Ala Ile Ala Lys His Leu Gly Glu Arg Met Ala Val Arg Gly Val  
 85 90 95  
 Ser Ala Glu Asn Thr Lys Ala Ala Leu Asp Arg Val Thr Asn Met Lys  
 100 105 110  
 Gly Ala Ile Leu Asn Lys  
 115

<210> 27  
 <211> 136  
 <212> PRT  
 <213> Bacillus megaterium

<400> 27  
 Met Arg Glu Lys Ile His Ser Pro Tyr Glu Leu Leu Gly Gly Glu His  
 1 5 10 15  
 Thr Ile Ser Lys Leu Val Asp Ala Phe Tyr Thr Arg Val Gly Gln His  
 20 25 30  
 Pro Glu Leu Ala Pro Ile Phe Pro Asp Asn Leu Thr Glu Thr Ala Arg  
 35 40 45

21/27

FIG. 1 - CONTINUED

Lys	Gln	Lys	Gln	Phe	Leu	Thr	Gln	Tyr	Leu	Gly	Gly	Pro	Ser	Leu	Tyr
	50					55					60				
Thr	Glu	Glu	His	Gly	His	Pro	Met	Leu	Arg	Ala	Arg	His	Leu	Pro	Phe
65					70					75					80
Glu	Ile	Thr	Pro	Ser	Arg	Ala	Lys	Ala	Trp	Leu	Thr	Cys	Met	His	Glu
				85					90					95	
Ala	Met	Asp	Glu	Ile	Asn	Leu	Glu	Gly	Pro	Glu	Arg	Asp	Glu	Leu	Tyr
			100					105					110		
His	Arg	Leu	Ile	Leu	Thr	Ala	Gln	His	Met	Ile	Asn	Ser	Pro	Glu	Gln
		115					120					125			
Thr	Asp	Glu	Lys	Gly	Phe	Ser	His								
	130						135								

22/27

FIG. 2

SEQ ID NO. 28: Wild-type pAOX1

```

1 AACATCCAAA GACGAAAGGT TGAATGAAAC CTTTTTGCCA TCCGACATCC ACAGGTCCAT
61 TCTCACACAT AAGTGCCAAA CGCAACAGGA GGGGATACAC TAGCAGCAGA CCGTTGCAAA
121 CGCAGGACCT CCACTCCTCT TCTCCTCAAC ACCCACTTTT GCCATCGAAA AACCAGCCCA
181 GTTATTGGGC TTGATTGGAG CTCGCTCATT CCAATTCCTT CTATTAGGCT ACTAACACCA
241 TGACTPTATP AGCCTGTCTA TCCTGGCCCC CCTGGCGAGG TTCATGTTTG TPTATTTCCG
301 AATGCAACAA GCTCCGCATT ACACCCGAAC ATCACTCCAG ATGAGGGCTT TCTGAGTGTG
361 GGGTCAAATA GTTTCATGTT CCCCAAATGG CCCAAAACTG ACAGTTTAAA CGCTGTCTTG
421 GAACCTAATA TGACAAAAGC GTGATCTCAT CCAAGATGAA CTAAGTTTGG TTCGTTGAAA
481 TGCTAACGGC CAGTTGGTCA AAAAGAAACT FCCAAAAGTC GGCATACCGT TTGTCTTGTT
541 TGGTATTGAT TGACGAATGC TCAAAAATAA TCTCATTAAT GCTTAGCGCA GTCTCTCTAT
601 CGCTTCTGAA CCCCGGTGCA CCTGTGCCGA AACGCAAATG GGGAAACACC CGCTTTTTGG
661 ATGATTATGC ATTGTCTCCA CATTGTATGC TTCCAAGATT CTGGTGGGA TACTGCTGAT
721 AGCCTAACGT TCATGATCAA AATTTAACTG TTCTAACCCC TACTTGACAG CAATATATAA
781 ACAGAAGGA GCTGCCCTGT CTTAAACCTT TTTTTTTATC ATCATTATTA GCTTACTTTC
841 ATAATTGCGA CTGGTTCCAA TTAGACAAGCT TTTGATTTTA ACGACTTTTA ACGACAACCTT
901 GAGAAGATCA AAAAACAACT AATTATTCTGA AAC

```

SEQ ID NO. 29: Mutant pAOX1

```

1 AACATCCAAA GACGAAAGGT TGAATGAAAC CTTTTTGCCA TCCGACATCC ACAGGTCCAT
61 TCTCACACAT AAGTGCCAAA CGCAACAGGA GGGGATACAC TAGCAGCAGA CCGTTGCAAA
121 CGCAGGACCT CCACTCCTCT TCTCCTCAAC ACCTACTTTT GCCATCGAAA AACCAGCCCA
181 GTTATTGGGC TTGATTGGAG CTCGCTCATT CCAATTCCTT CTATTAGGCT ACTAACACCA
241 TGACTPTATP AGCCTGTCTA TCCTGGCCCC CCTGGCGAGG TTCATGTTTG TPTATTTCCG
301 AACGCAACAA GCTCCGCATT ACACCCGAAC ATCACTCCAG ATGAGGGCTT TCTGAGTGTG
361 GGGTCAAATA GTTTCATGTT CCCCAAATGG CCCAAAACTG ACAGTTTAAA CGCTGTCTTG
421 GAACCTAATA TGTCGAAAGC GTGATCTCAT CCAAGATGAA CTAAGTTTGG TTCGTTGAAA
481 TGCTAACGGC CAGTTGGTCA AAAAGAAACT FCCAAAAGTC GGCATACCGA TTGTCTTGTT
541 TGGTATTGAT TGACGAATGC TCAAAAATAA TTTCATTAAT GCTTAGCGCA GTCTCCTTAT
601 CGCTTCTGAA CCCCGGCGCA CCTGTGCCGA AACGCAAATG GGGAAACACC CGCTTTTTGG
661 ATGATTATGC ATTGTCTCCA CATTGTACGC TTCCAAGATT CCGGTGGGA TCGCGCTGAT
721 AGCCTAACGT TCATGATCAA AATTTAACTG TTCTAACCCC TACTTGACAG CAATATATAA
781 ACAGAAGGAG GCTGCCCTGT CTTAAACCTT TTTTTTTATC ATCATTATTA GCTTACTTTC
841 TTAATTGCGA CTGGTTCCAA TAGACAAGCT TTTGATTTTA ACGACTTTTA ACGACAACCTT
901 GAGAAGATCA AAAAACAACT AATTATTCTGA AAC

```

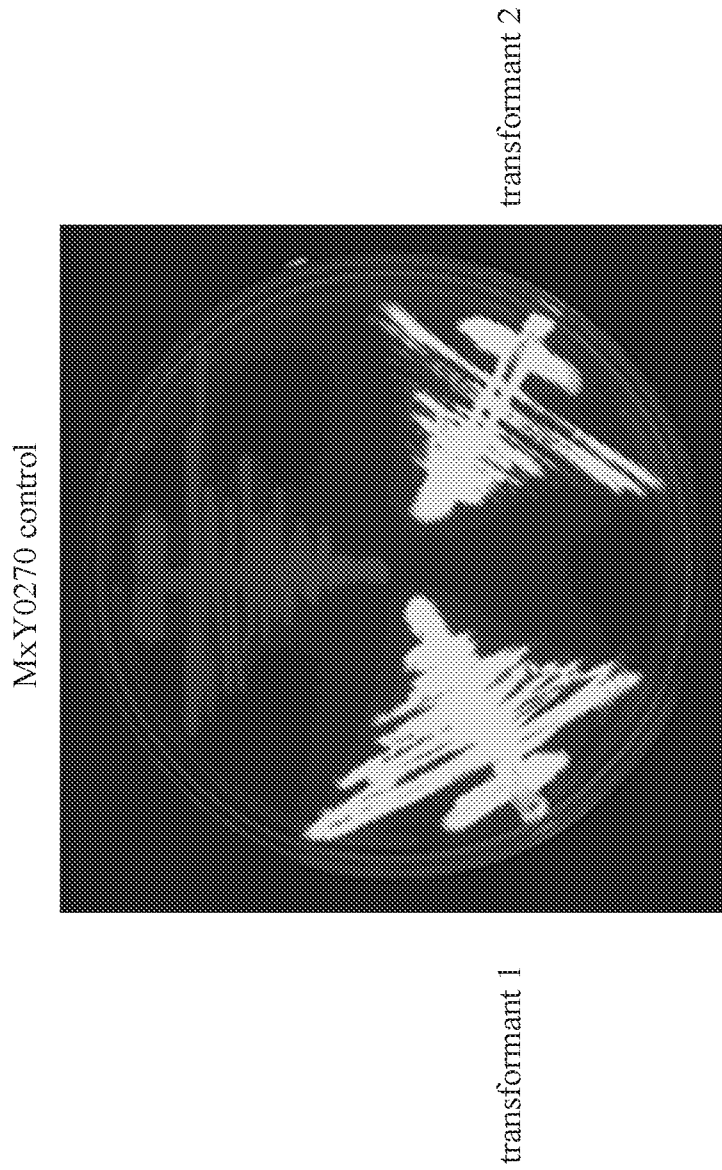
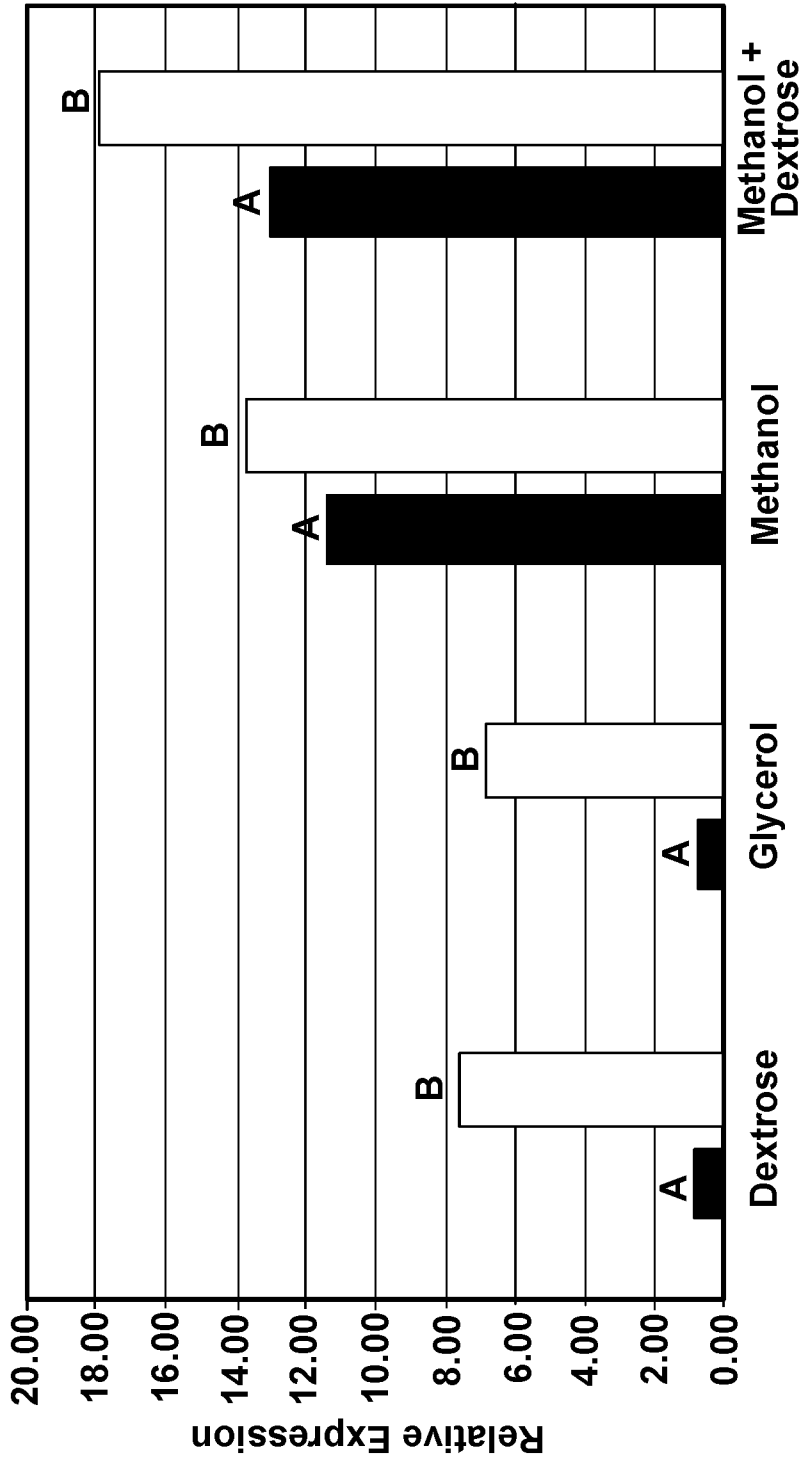


Figure 3



A – MxY270      B – MxY279

Figure 4

Original Sequence			
▷ pAOX1 MxG0038	▶	▶	TCCACATTGTATGCTTCCAGATTCTGGTGGGAATACTGCTGA'
▷ MxG0220 (E588c_b596t...	▶	▶	TCCACATTGTAGGCTTCCATTGATTCCGGTGGGAATCCGGCTGA'
	▶	▶	TCCACATTGTAGGCTTCCATTGATTCCGGTGGGAATCCGGCTGA'

Figure 5

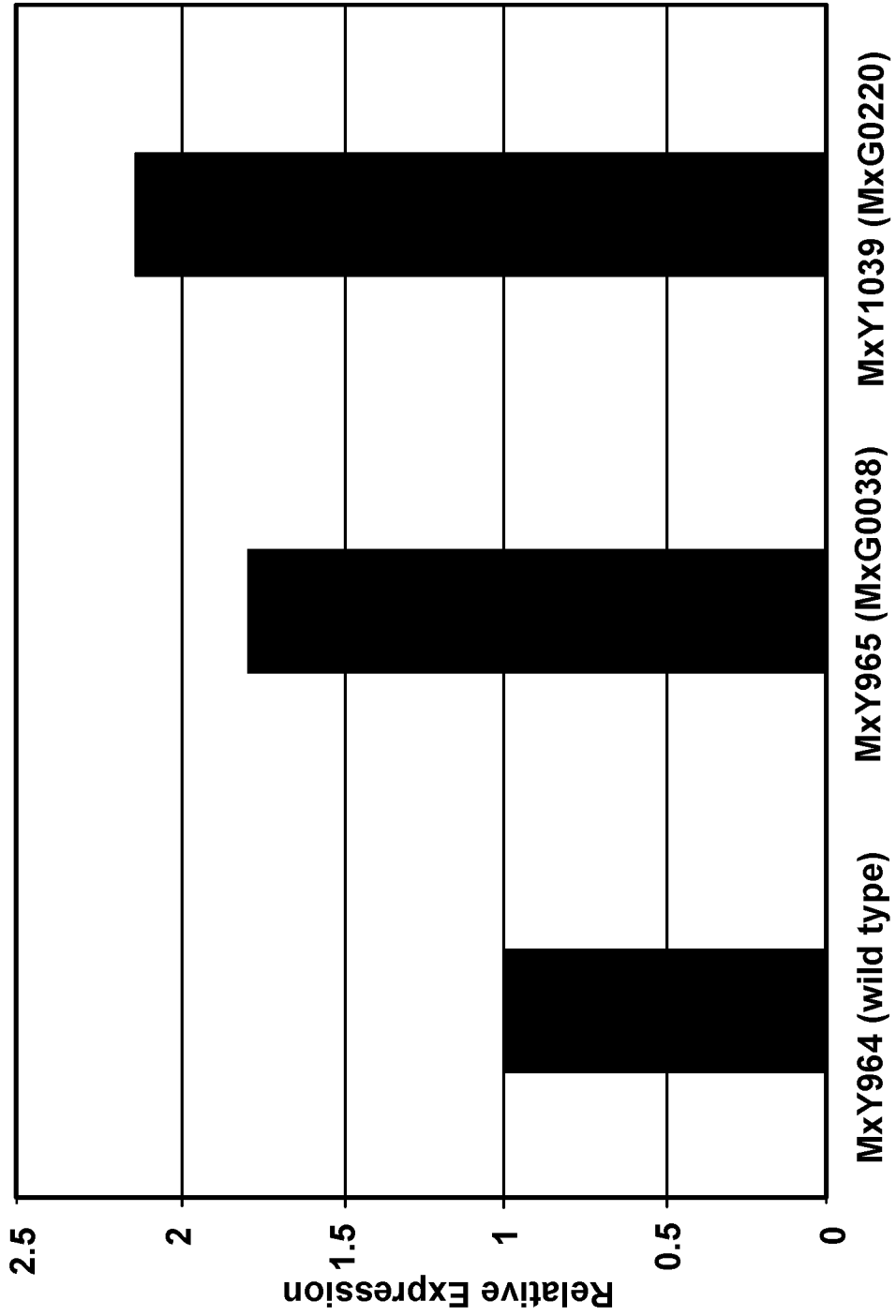


Figure 6

27/27

FIG. 7

SEQ ID NO: 30

GAGGGTCTCGGATGACAGCTTTAACTGAAGGGGCC

SEQ ID NO: 31

GAGGGTCTCGATTATTGGTAAGTGTCGAGATCAACTGCC

SEQ ID NO: 32

GTGCTAGGATCCAACATCCAAAGACG

SEQ ID NO: 33

TTTTCTAGAACCTTATCAAGATAGCTAGAAATAGAAATGGTTGC

SEQ ID NO: 34

TCCTGCAGCCCGGGGATCCAACATCCAAAGA

SEQ ID NO: 35

CTTCAGTTAAAGCTGTCATCGTTTCGAATAATTAGT

SEQ ID NO: 36

AACAACTAATTATTCGAAACGATGACAGCTTTAACT

SEQ ID NO: 37

ACCTTTCGTCCTTGGATGTTGGATCCCCCGGG