



US00D457322S

(12) **United States Design Patent** (10) **Patent No.:** **US D457,322 S**
Ferber (45) **Date of Patent:** **** May 21, 2002**

(54) **ELECTRIC TOOTHBRUSH** D361,433 S * 8/1995 Yang D4/104
D402,811 S * 12/1998 Stansbury, Jr. D4/104

(75) Inventor: **Roman S. Ferber**, West Bloomfield, MI (US) * cited by examiner

(73) Assignee: **HoMedics, Inc.**, Commerce Township, MI (US) *Primary Examiner*—Lisa Lichtenstein
(74) *Attorney, Agent, or Firm*—Brooks & Kushman P.C.

(**) Term: **14 Years** (57) **CLAIM**

The ornamental design for an electric toothbrush, as shown and described.

(21) Appl. No.: **29/141,625**

(22) Filed: **May 9, 2001**

(51) **LOC (7) Cl.** **04-02**

(52) **U.S. Cl.** **D4/101**

(58) **Field of Search** D4/101-104, 112, D4/132, 134, 138; 15/143.1, 159.1, 167.1, 167.2, 186, 187, 22.1, 22.2, 28, 29; 132/308, 309; 601/141, 142

DESCRIPTION

FIG. 1 is a front elevational view of an electric toothbrush showing my new design;

FIG. 2 is a right side elevational view thereof, the left side elevational view being a mirror image thereof;

FIG. 3 is a rear elevational view thereof;

FIG. 4 is a bottom plan view thereof; and,

FIG. 5 is a top plan view thereof.

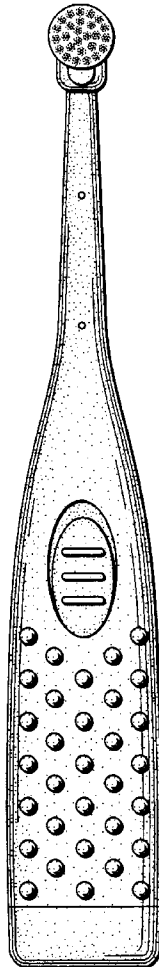
The broken line showing of environmental structure in FIGS. 1, 2, 4 and 5 is for illustrative purposes only and forms no part of the claimed design.

(56) **References Cited**

U.S. PATENT DOCUMENTS

D220,239 S * 3/1971 Rams D4/104

1 Claim, 1 Drawing Sheet



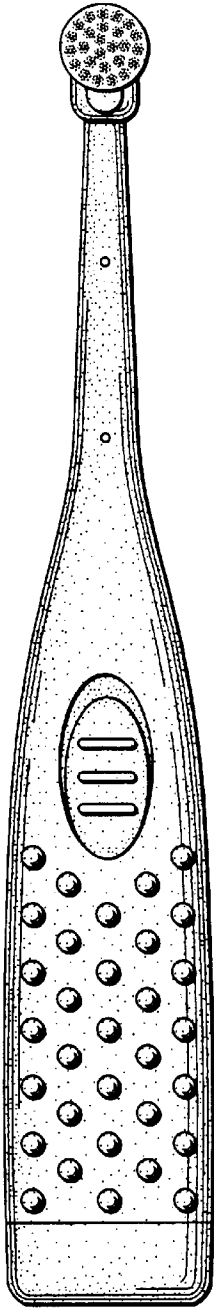


Fig. 1

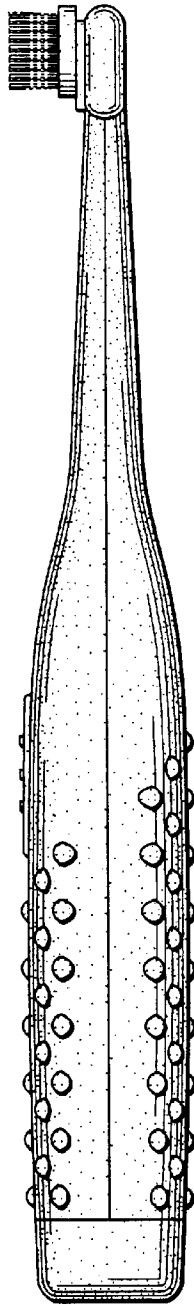


Fig. 2

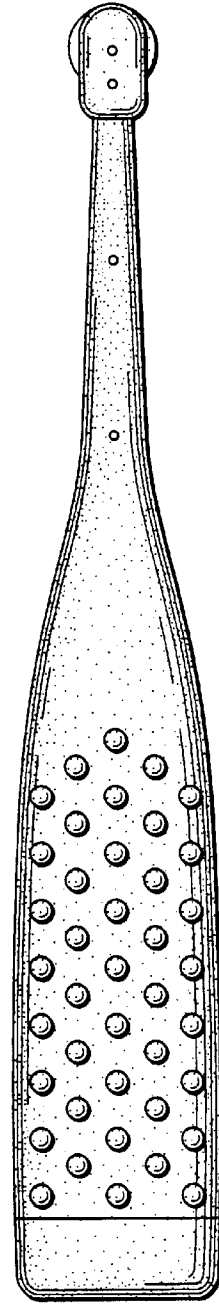


Fig. 3

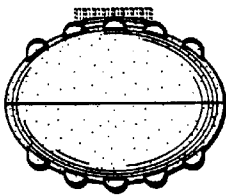


Fig. 4

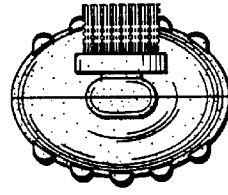


Fig. 5