



US00D894105S

(12) **United States Design Patent**  
**Tada**

(10) **Patent No.:** **US D894,105 S**

(45) **Date of Patent:** **\*\* Aug. 25, 2020**

(54) **TIRE**

(71) Applicant: **Toyo Tire Corporation**, Itami-shi,  
Hyogo (JP)

(72) Inventor: **Masaru Tada**, Itami (JP)

(73) Assignee: **Toyo Tire Corporation**, Itami-shi (JP)

(\*\*) Term: **15 Years**

(21) Appl. No.: **29/686,067**

(22) Filed: **Apr. 2, 2019**

(30) **Foreign Application Priority Data**

Oct. 12, 2018 (JP) ..... 2018-022397

(51) **LOC (12) Cl.** ..... **12-15**

(52) **U.S. Cl.**  
USPC ..... **D12/584**

(58) **Field of Classification Search**

USPC ..... D12/572, 582, 583, 584, 585, 590, 596,  
D12/597, 602, 603

CPC ..... B60C 11/0302; B60C 11/0306; B60C  
2011/0313; B60C 2011/0344; B60C  
2011/0346

See application file for complete search history.

(56) **References Cited**

**U.S. PATENT DOCUMENTS**

D498,206 S \* 11/2004 Cazin-Bourguignon .... D12/588  
D644,599 S \* 9/2011 Nicolas ..... D12/601

D648,675 S \* 11/2011 Kiwaki ..... D12/585  
D651,558 S \* 1/2012 Youn ..... D12/588  
D669,841 S \* 10/2012 Kiwaki ..... D12/584  
D782,963 S \* 4/2017 Hamanaka ..... D12/584  
D788,025 S \* 5/2017 Lundgren ..... D12/588

**FOREIGN PATENT DOCUMENTS**

JP 1086394 S 9/2000  
JP 1420230 S 7/2012

\* cited by examiner

*Primary Examiner* — Robert M. Spear

(74) *Attorney, Agent, or Firm* — Sterne, Kessler,  
Goldstein & Fox P.L.L.C.

(57) **CLAIM**

The ornamental design for a tire, as shown and described.

**DESCRIPTION**

FIG. 1 is a front perspective view of a tire showing the claimed design;

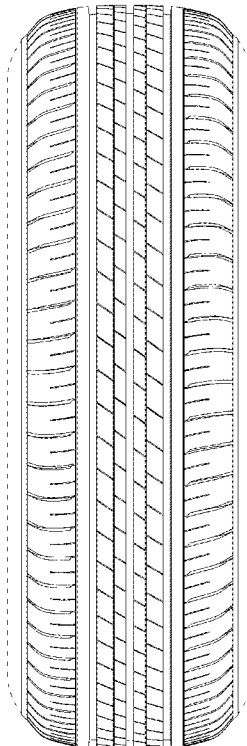
FIG. 2 is a front view thereof, the rear view being the same;  
FIG. 3 is a top plan view thereof, the bottom plan view being the same;

FIG. 4 is a right side view thereof, the left side view being the same;

FIG. 5 is an enlarged view taken along line 5-5 in FIG. 1;  
FIG. 6 is an enlarged view of the portion 6-6 in FIG. 2; and,  
FIG. 7 is a cross-sectional view taken along line 7-7 in FIG. 6.

In the drawings, the broken lines show portions of the tire that form no part of the claimed design.

**1 Claim, 7 Drawing Sheets**



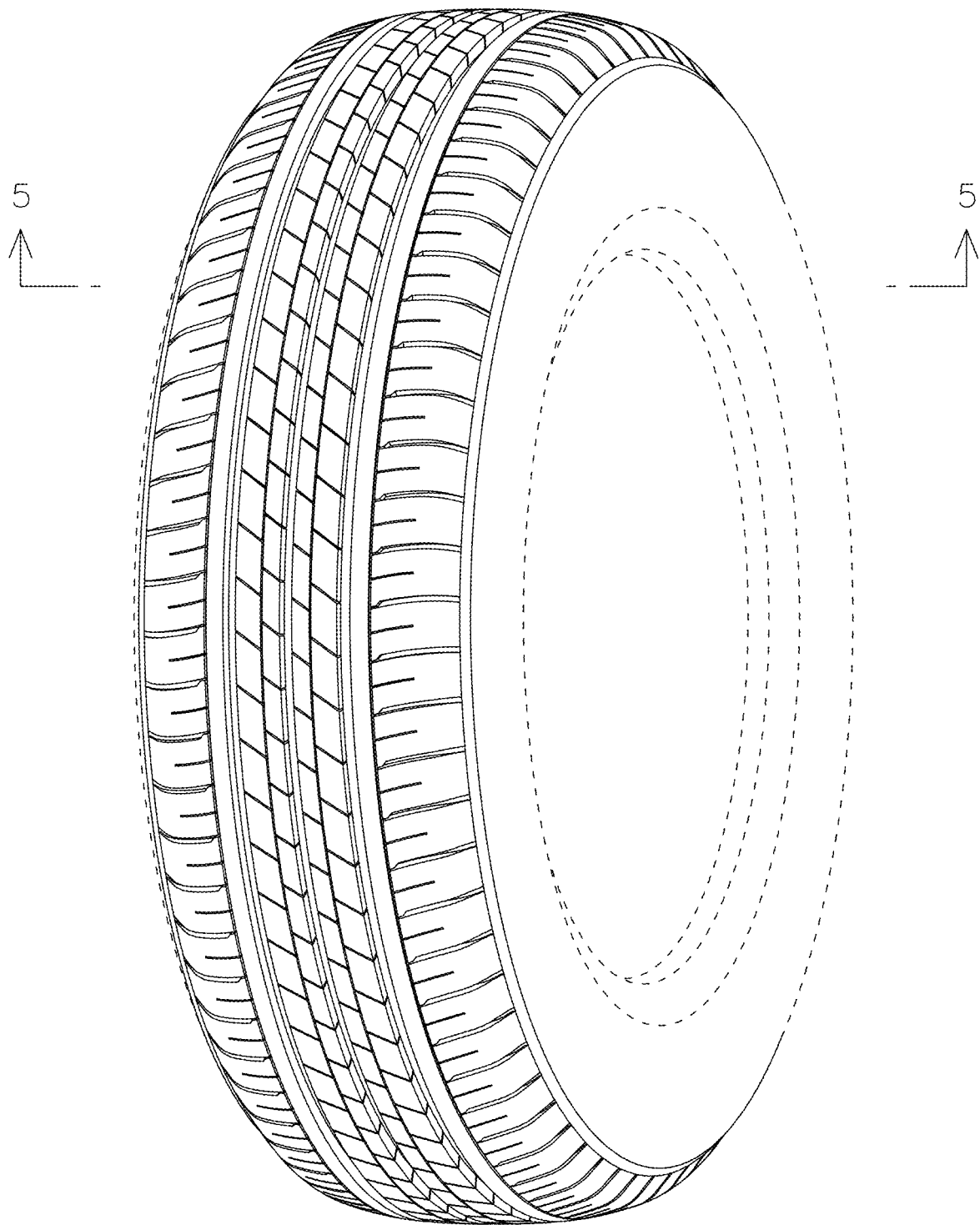


FIG. 1

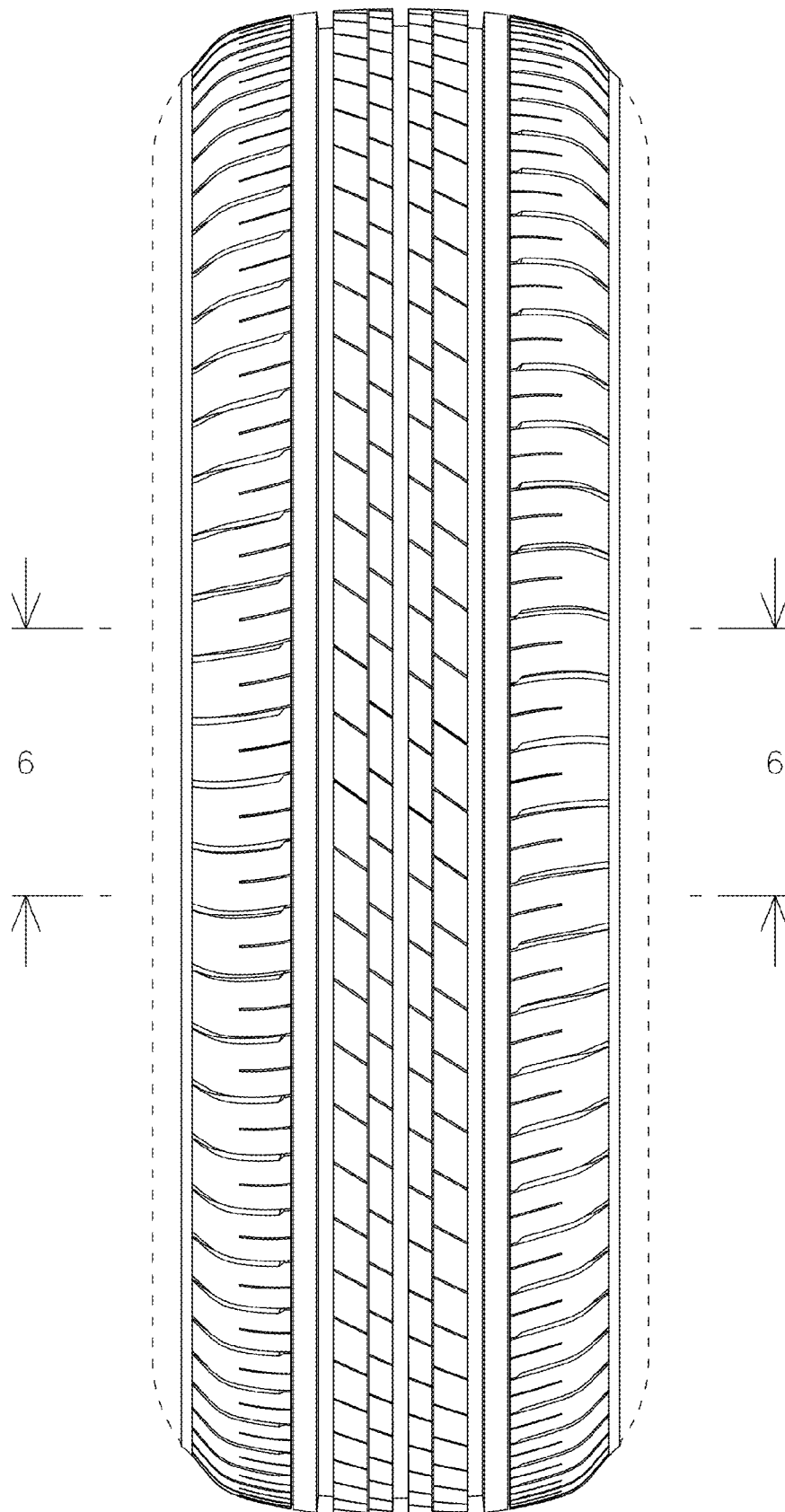


FIG. 2

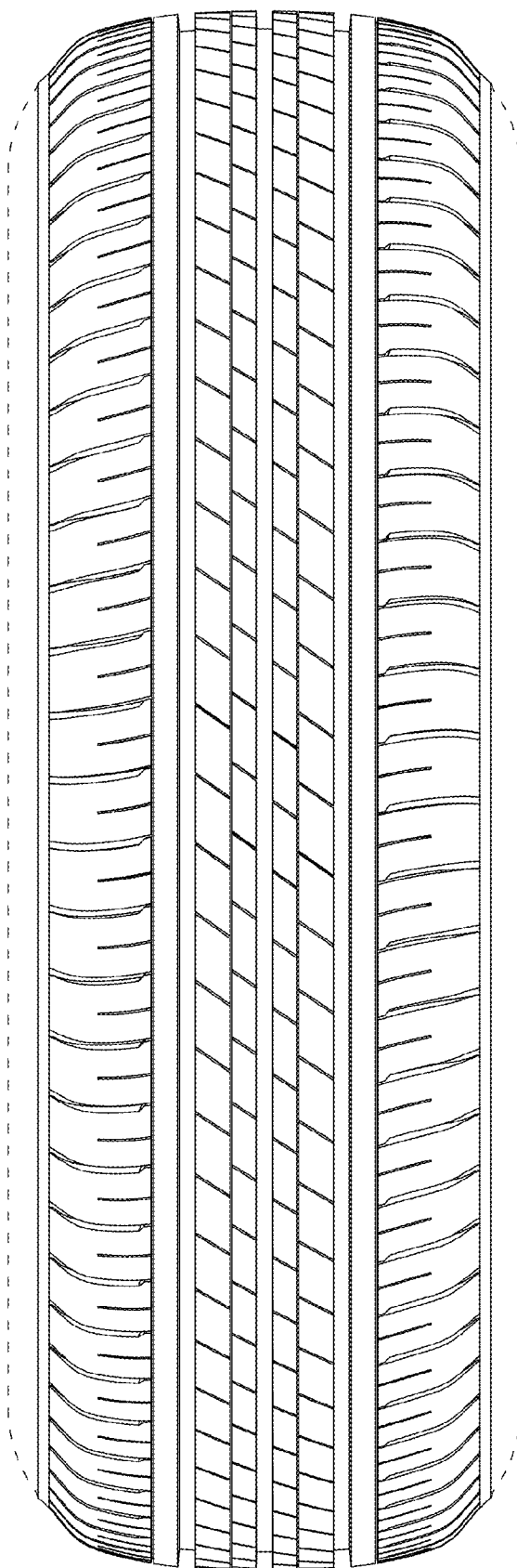


FIG. 3

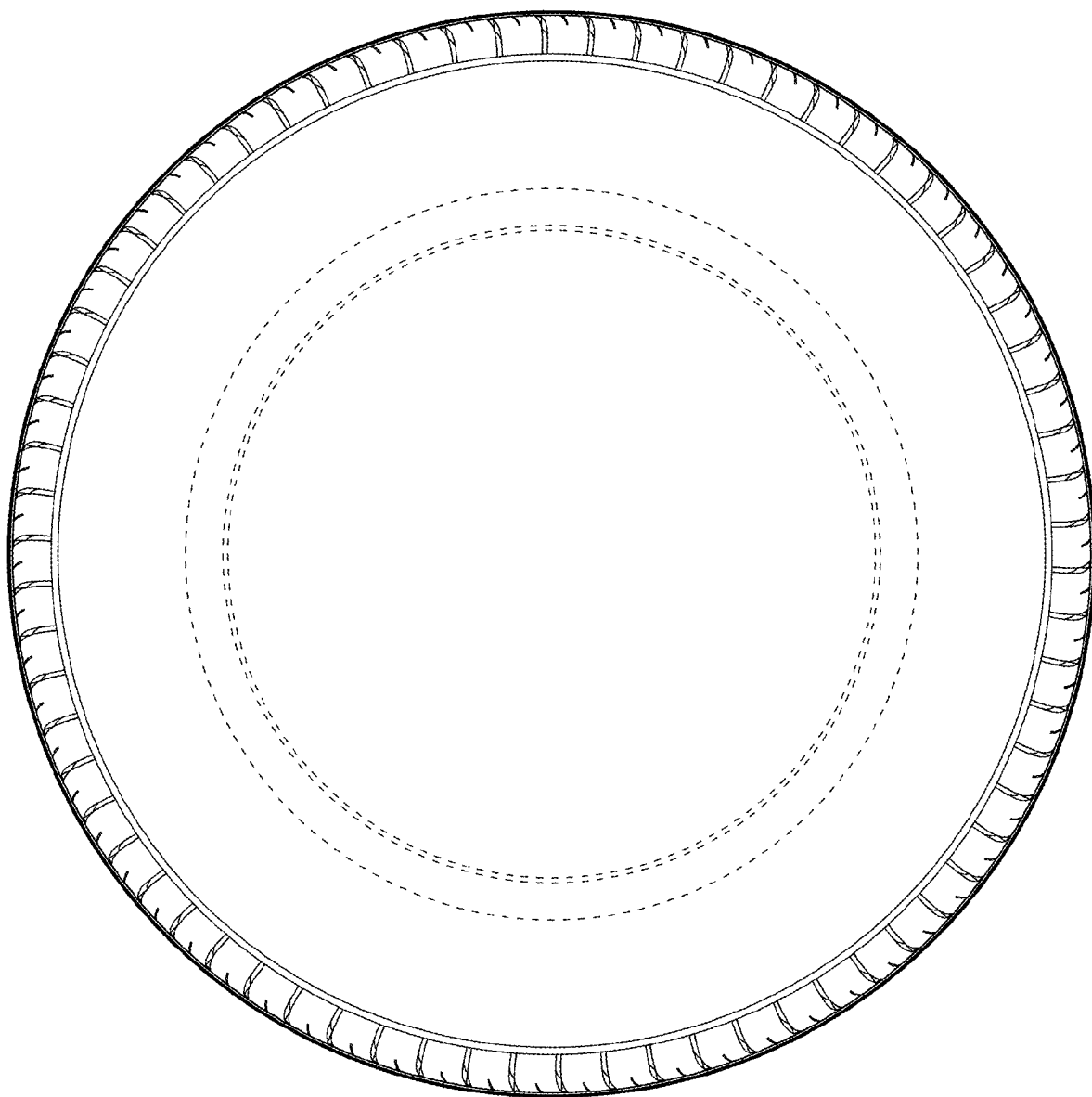


FIG. 4

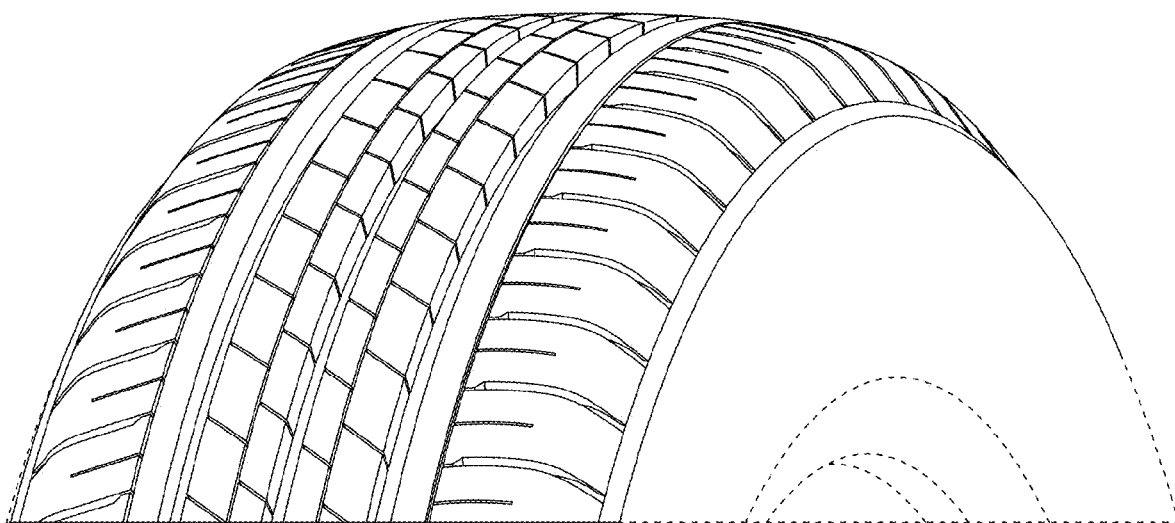


FIG. 5

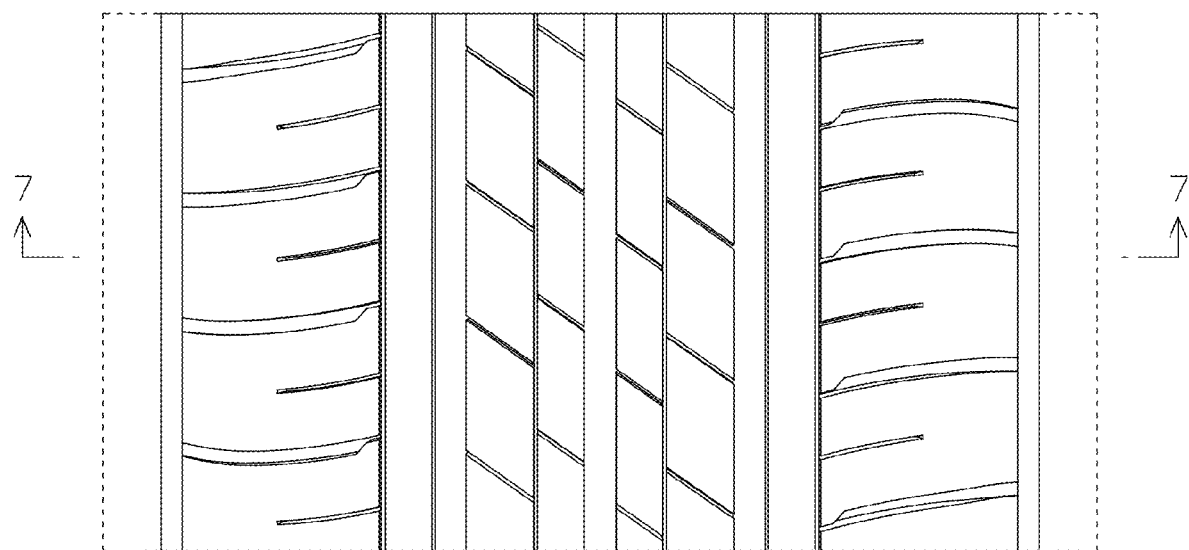


FIG. 6




FIG. 7