United States Patent [19]

Lang et al.

[11] **Patent Number: Des. 314,205**

[45] **Date of Patent: ** Jan. 29, 1991**

[54] **SPLITTABLE TYPIST KEYBOARD**

[75] Inventors: **Paul W. Lang; Franklin C. Gribshaw,** both of Orange, Calif.

[73] Assignee: **Harmonitronix, Inc.,** Los Angeles, Calif.

[**] Term: **14 Years**

[21] Appl. No.: **236,116**

[22] Filed: **Aug. 24, 1988**

[52] **U.S. Cl.** **D18/1;** D14/100; D18/12

[58] **Field of Search** D14/100-117; D18/1; 364/708; 400/109, 472, 486, 489, 692

[56] **References Cited**

U.S. PATENT DOCUMENTS

D. 219,589	12/1970	Miller	D14/115
D. 280,411	9/1985	Sakamoto	D14/100
D. 282,069	1/1986	Lindhé	D14/100
D. 285,793	9/1986	Moggridge	D14/100
D. 287,249	12/1986	Lindhé	D14/100
3,825,101	7/1974	Wineman	D18/1 X
3,830,352	8/1974	Kolpek	D18/1 X
3,990,565	11/1976	Felton et al.	D18/1 X
4,564,751	1/1986	Alley et al.	364/708 X
4,661,005	4/1987	Lahr	D18/1 X
4,684,275	8/1987	Matsushita et al.	400/109 X

FOREIGN PATENT DOCUMENTS

0225316	11/1985	Japan	400/694

Primary Examiner—Nelson C. Holtje
Assistant Examiner—Caron D. Veynar
Attorney, Agent, or Firm—Kelly, Bauersfeld & Lowry

[57] **CLAIM**

The ornamental design for a splittable typist keyboard, as shown.

DESCRIPTION

FIG. **1** is a perspective view of a spittable typist keyboard showing our new design, the broken lines showing the connecting slide bars are environmental only and form no part of the claimed design;

FIG. **2** is a top plan view thereof, showing the keyboard pulled apart;

FIG. **3** is a front elevational view of FIG. **2;**

FIG. **4** is a right side elevational view thereof, the left side elevational view being a mirror image thereof;

FIG. **5** is a bottom plan view of FIG. **2;**

FIG. **6** is a rear elevational view of FIG. **2;**

FIG. **7** is a perspective view thereof, showing the keyboard pulled apart, the broken lines showing the connecting slide bars are environmental only and form no part of the claimed design.

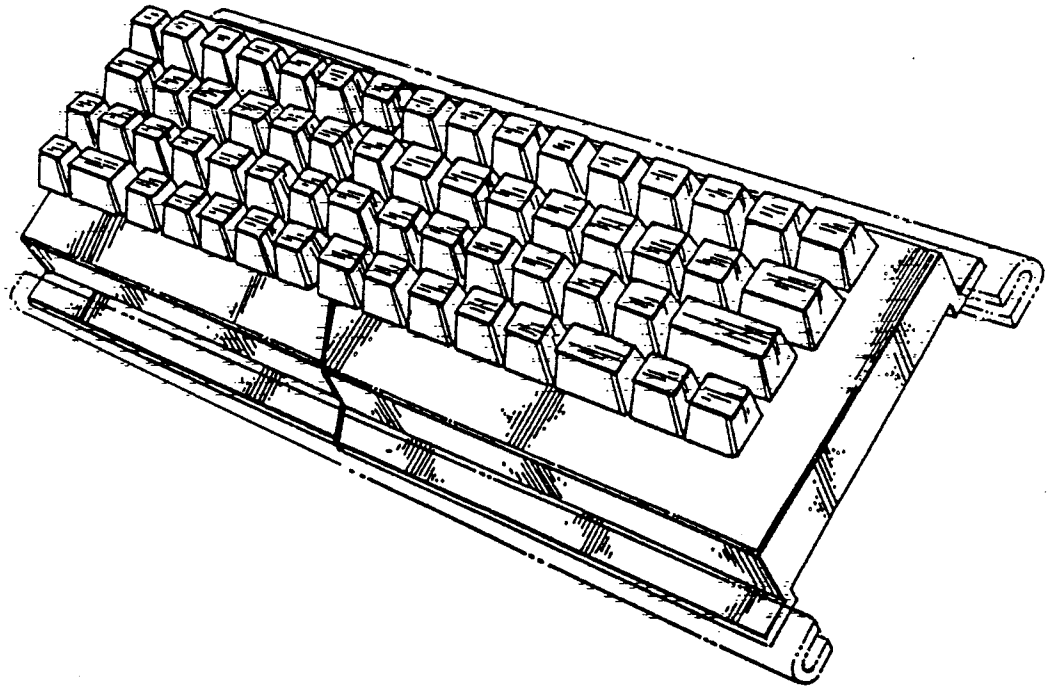

FIG. 1

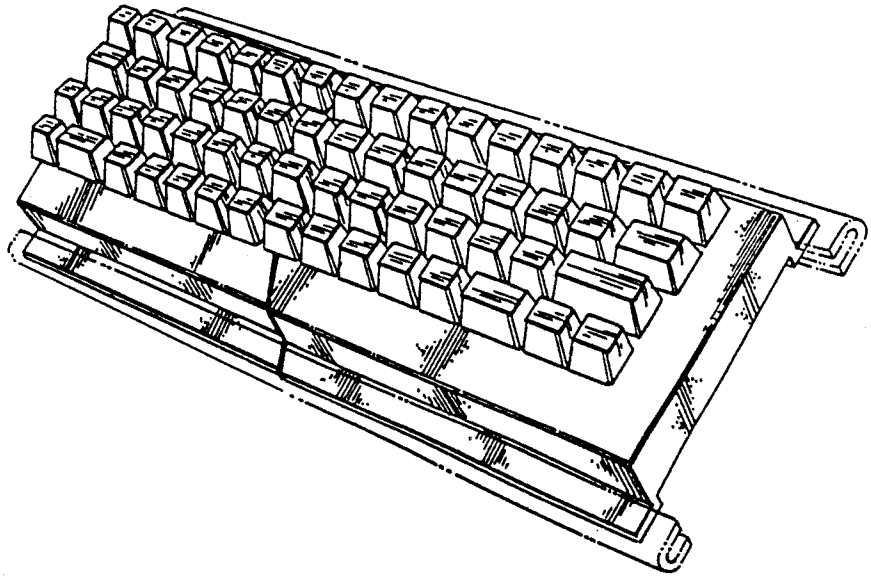

FIG. 2

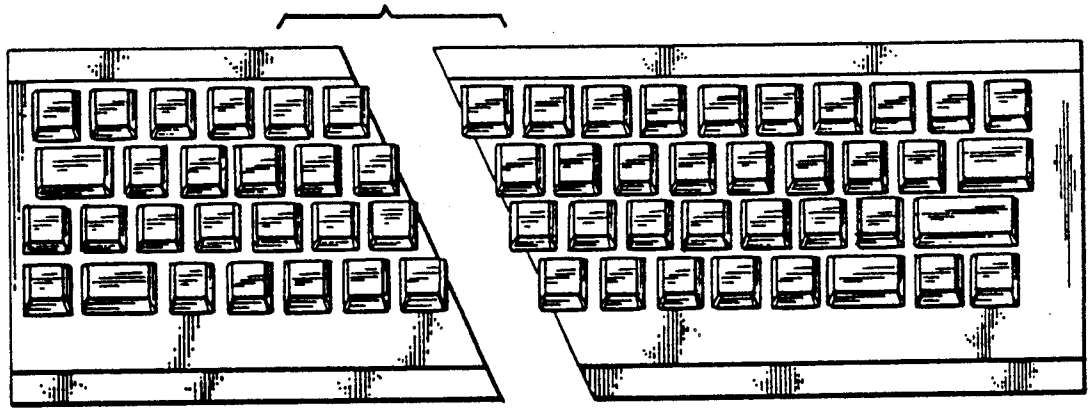



FIG. 3



FIG. 4

FIG. 5

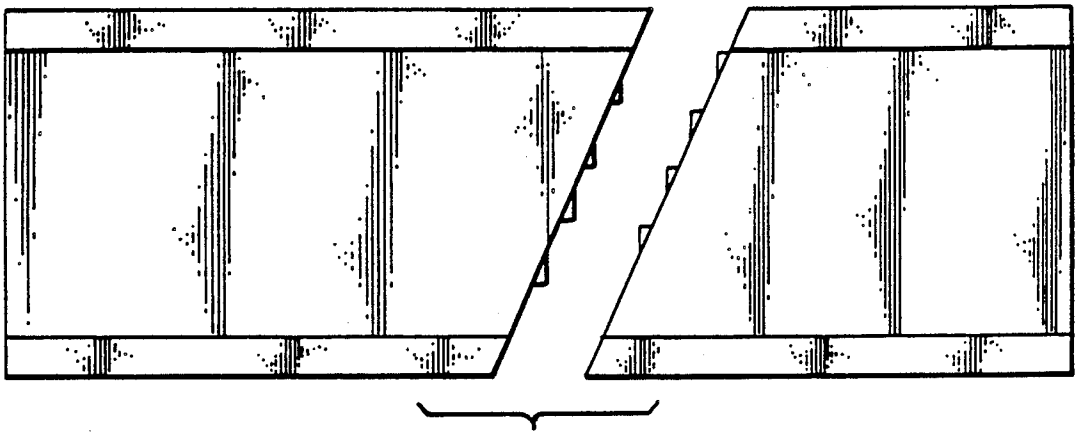

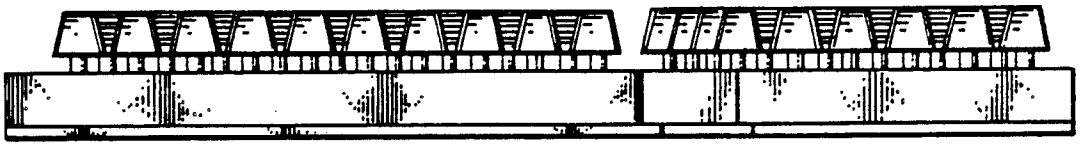

FIG. 6

FIG. 7

