



US 20100000567A1

(19) **United States**(12) **Patent Application Publication**
Park(10) **Pub. No.: US 2010/0000567 A1**(43) **Pub. Date: Jan. 7, 2010**(54) **U-SHAPED CLOSURE****Publication Classification**(76) Inventor: **Yeong Mi Park**, Santa Fe Spring,
CA (US)(51) **Int. Cl.**
A45D 8/40 (2006.01)
A41G 5/00 (2006.01)
(52) **U.S. Cl.** **132/274; 132/54; 132/53**

Correspondence Address:

PARK LAW FIRM**3255 WILSHIRE BLVD, SUITE 1110****LOS ANGELES, CA 90010 (US)**(57) **ABSTRACT**

A U-shaped closure comprises a top hair net and top decorative hair attached to the top hair net. The top hair net comprises a front portion that is adapted to correspond to the forehead of a user when the top hair piece is attached to the user's existing hair, and a rear portion that corresponds to the user's existing hair when the top hair piece is attached to the user's existing hair. The top decorative hair is attached to the rear portion of the top hair net. The top hair net comprises a U-shaped recess. The U-shaped recess is formed by cutting the top hair net from the front portion and into the rear portion, so that the user's existing hair passes through the U-shaped recess.

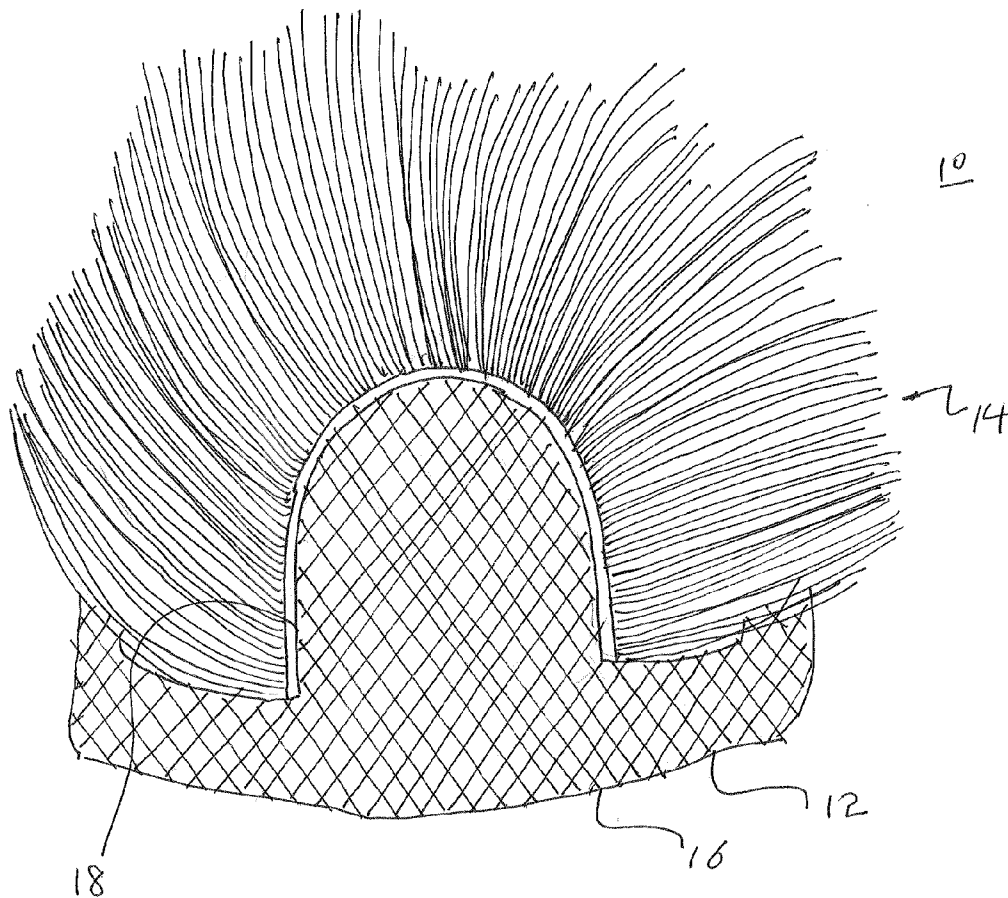
(21) Appl. No.: **12/168,614**(22) Filed: **Jul. 7, 2008**

FIG. 1

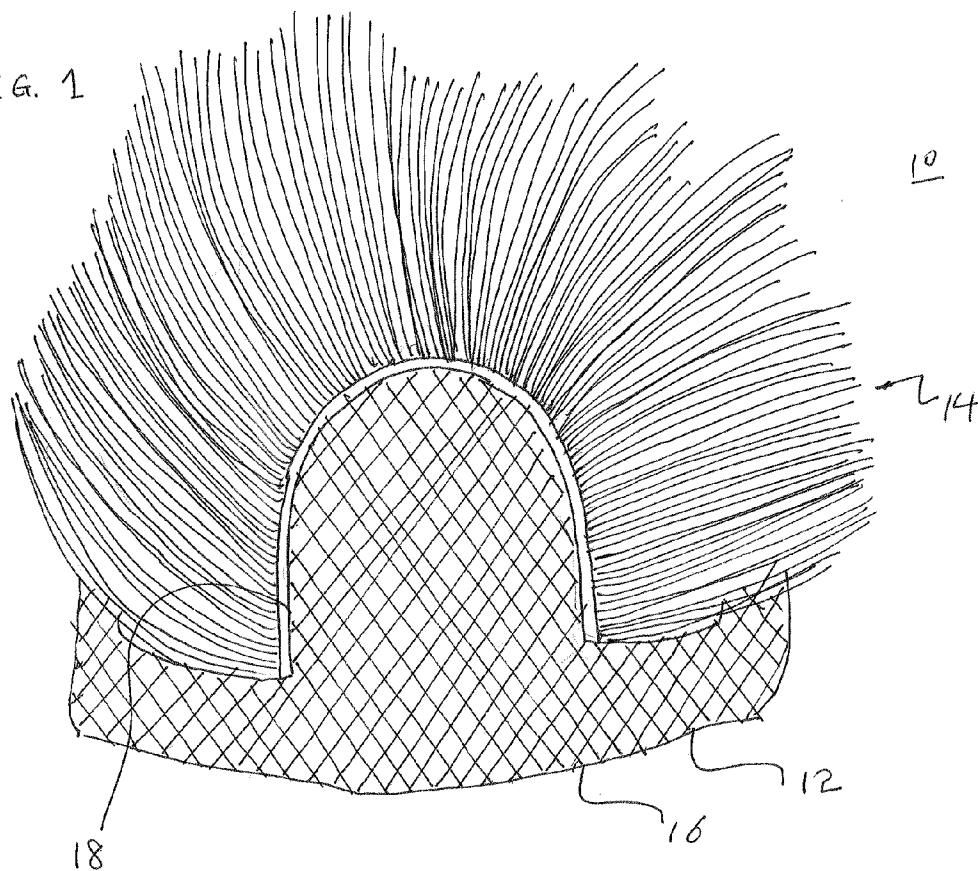


FIG. 2

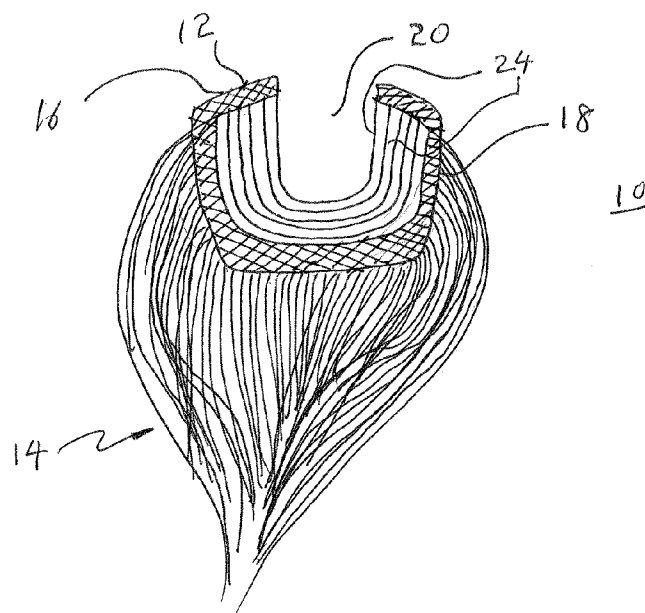
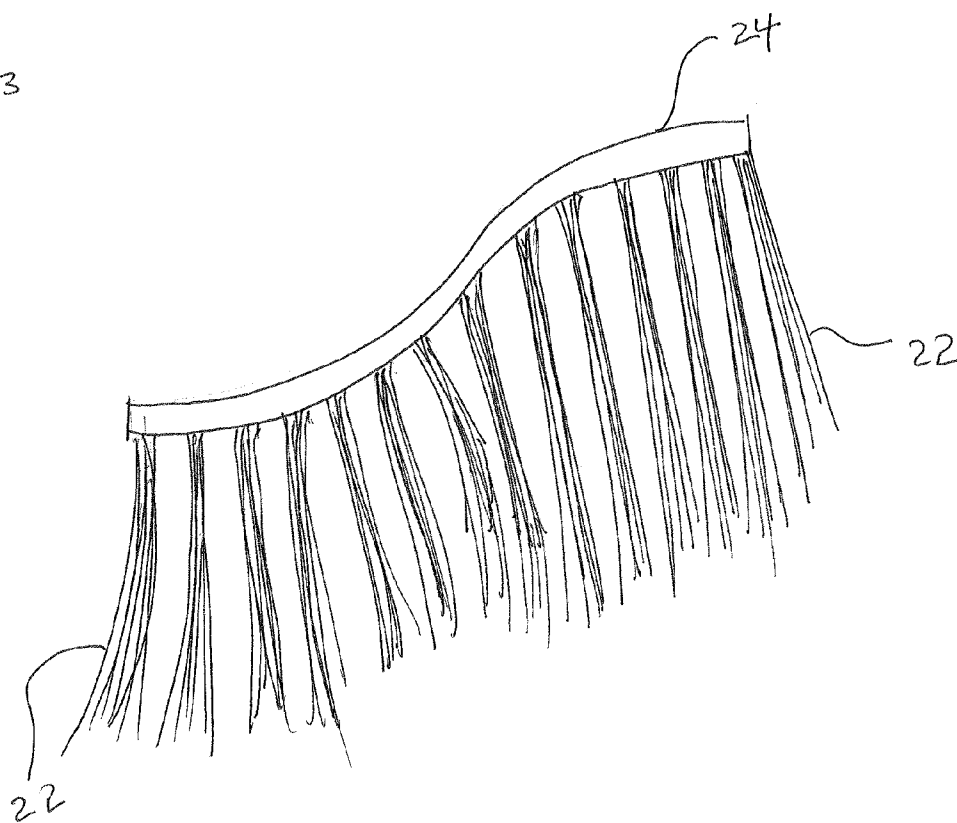


FIG. 3



U-SHAPED CLOSURE

BACKGROUND OF THE INVENTION

[0001] The present invention relates to decorative hair. More particularly, the present invention relates to a decorative top hair piece or closure.

[0002] Hair nets and hair-fixing strips are widely available on the open market. They have been used to enhance the physical appearance of many people. The prior art requires the user to tightly braid the user's hair and place a base mesh net on the user's head. The base mesh net is then sewn onto the user's hair at predetermined locations. Then, a plurality of hair strands that are attached to a hair-fixing strip is sewn onto the base mesh net.

[0003] The hair attaching process of the prior art is costly, time consuming, and tedious. The prior art may be labor intensive, requiring even an experienced hair stylist several hours to complete the task. In other cases, glue is used to attach the hair-fixing strip to the base mesh net, which can damage the user's hair and can be very messy.

[0004] Wigs have also been used for centuries to decorate the hair of users. However, wigs carry an unfortunate risk of becoming separated or slightly misplaced on the user's head, which can be humiliating for the user. In addition, wigs tend to appear unnatural or awkward.

SUMMARY OF THE INVENTION

[0005] A top hair pieces plays an important role in that the hair provided by the top hair piece occupies most of the visible hair of a user. The present invention is related to an innovative top hair piece that provides flexibility for hair styling.

[0006] An objective of the invention is to provide a decorative top hair piece that allows incorporation of user's own hair.

[0007] Another objective of the invention is to provide a top hair piece that is more natural looking and secure on the user's head. It is important for the users to feel confident and self-assured with their hair.

[0008] In order to achieve the above objectives, the present invention provides a top hair piece or a closure comprising a top hair net and top decorative hair attached to the top hair net. The top hair net comprises a front portion that is adapted to correspond to the forehead of a user when the top hair piece is attached to the user's existing hair, and a rear portion that corresponds to the user's existing hair when the top hair piece is attached to the user's existing hair. The top decorative hair is attached to the rear portion of the top hair net.

[0009] The top hair net comprises a U-shaped recess. The U-shaped recess is formed by cutting the top hair net from the front portion and into the rear portion, so that the user's existing hair passes through the U-shaped recess.

[0010] The top decorative hair comprises a plurality of hair strands and a hair-fixing strip to which ends of the hair strands are attached.

[0011] A predetermined length of the hair-fixing strip is attached to the top hair net by sewing the hair-fixing strip to the top hair net.

[0012] The hair-fixing strip is sewn to the top hair net with a constant spacing with an adjacent hair-fixing strip.

[0013] The advantages of the present invention are: (1) labor cost and time consumption of sewing the hair-fixing strip to the base mesh net is drastically reduced; (2) the

decorative top hair piece can be securely woven into the user's hair; and (3) the top hair piece can be used together with user's existing hair to provide novel hair style.

[0014] Although the present invention is briefly summarized, the fuller understanding of the invention can be obtained by the following drawings, detailed description and appended claims.

BRIEF DESCRIPTION OF THE DRAWINGS

[0015] These and other features, aspects and advantages of the present invention will become better understood with reference to the accompanying drawings, wherein:

[0016] FIG. 1 is a partial plan view of a top hair piece according to the present invention;

[0017] FIG. 2 is a bottom view of the top hair piece; and

[0018] FIG. 3 is a perspective view of a hair fixing strip and hair strands attached to the strip.

DETAILED DESCRIPTION OF THE INVENTION

[0019] The disclosures of U.S. patent application Ser. Nos. 11/852,214 and 11/852,222 filed on Sep. 7, 2007 by the inventor are incorporated by reference as if they are fully set forth herein.

[0020] FIG. 1 shows a top hair piece or U-shaped closure 10 comprising a top hair net 12 and top decorative hair 14 attached to the top hair net 12. The top hair net 12 comprises a front portion 16 that is adapted to correspond to the forehead of a user when the top hair piece 10 is attached to the user's existing hair, and a rear portion 18 that corresponds to the user's existing hair when the top hair piece 10 is attached to the user's existing hair. The top decorative hair 14 is attached to the rear portion of the top hair net 12. FIG. 1 partially shows the top decorative hair 14.

[0021] FIG. 2 shows that the top hair net 12 comprises a U-shaped recess 20. The U-shaped recess 20 is formed by cutting the top hair net 12 from the front portion 16 and into the rear portion 18, so that the user's existing hair passes through the U-shaped recess 20. Alternately, the U-shaped recess 20 may be formed in manufacturing stage of the top hair piece 10. FIG. 2 shows that the top hair net 12 has excess portion that is to be cut away after the top hair piece 10 is attached to the user's hair. The top decorative hair 14 is not attached to the excess portion of the top hair net. In FIG. 2, the top decorative hair 14 is not shown on the top hair net 12 for clarity of illustration.

[0022] The top decorative hair 14 comprises a weft hair that includes a plurality of hair strands 22 and a hair-fixing strip 24 to which ends of the hair strands 22 are attached (refer to FIG. 3).

[0023] A predetermined length of the hair-fixing strip 24 is attached to the top hair net 12 by sewing the hair-fixing strip 24 to the top hair net 12.

[0024] As shown in FIG. 2, the hair-fixing strip 24 is sewn to the top hair net 12 with a constant spacing with an adjacent hair-fixing strip 24.

[0025] How to use the top hair piece for hair styling is explained below. The U-shaped closure may be used alone or may be used with a base hair piece that includes base hair net and base decorative hair.

[0026] First, a hair stylist braids the natural hair of a customer close to her scalp to create a braided base. Second, the hair stylist places a base hair piece upon the braided hair, secures a snug fit of the base hair piece, and combs thorough

the hair for natural styling. Third, the hair stylist secures the base hair net on the top of the head with needle and thread, stretches the bottom part of the base hair net along the hair line and sews. Fourth, the hair stylist cuts away excess portion of the base hair net.

[0027] Attaching the top hair piece is performed similarly. The hair stylist cuts out part of the top hair net to form the U-shaped recess, styles the top decorative hair, passes user's hair through the U-shaped recess, and styles user's hair on top of the top decorative hair. The top hair has enough hair for hair styling. The hair stylist measures the top hair for desired fit, cuts away excess net, and puts the top hair piece on top of the base hair piece. The hair stylist stretches the top hair net so that the bottommost track of the top hair piece falls on the uppermost track of the base hair piece to avoid any unsightly gap.

[0028] When the U-shaped closure is used alone, the closure may be attached directly to the customer's hair. The U-shaped closure provides enough length of hair to extend beyond the hair line of a customer.

[0029] Same hair styling technique for natural hair may be applied to the top decorative hair.

[0030] While the invention has been shown and described with reference to different embodiments thereof, it will be appreciated by those skilled in the art that variations in form, detail, compositions and operation may be made without departing from the spirit and scope of the invention as defined by the accompanying claims.

What is claimed is:

1. A U-shaped closure comprising:

- a) a top hair net; and
- b) a top decorative hair attached to the top hair net;

wherein the top hair net comprises a front portion that is adapted to correspond to the forehead of a user when the top hair piece is attached to the user's existing hair, and a rear portion that corresponds to the user's existing hair when the top hair piece is attached to the user's existing hair,

wherein the top decorative hair is attached to the rear portion of the top hair net.

2. The U-shaped closure of claim **1**, wherein the top hair net comprises a U-shaped recess, wherein the U-shaped recess is formed by cutting the top hair net from the front portion and into the rear portion, whereby the user's existing hair passes through the U-shaped recess.

3. The U-shaped closure of claim **2**, wherein the top decorative hair comprises a plurality of hair strands and a hair-fixing strip to which ends of the hair strands are attached.

4. The U-shaped closure of claim **3**, wherein a predetermined length of the hair-fixing strip is attached to the top hair net by sewing the hair-fixing strip to the top hair net.

5. The U-shaped closure of claim **4**, wherein the hair-fixing strip is sewn to the top hair net with a constant spacing with an adjacent hair-fixing strip.

* * * * *