

(12) INTERNATIONAL APPLICATION PUBLISHED UNDER THE PATENT COOPERATION TREATY (PCT)

(19) World Intellectual Property
Organization
International Bureau



(10) International Publication Number
WO 2023/044415 A2

(43) International Publication Date
23 March 2023 (23.03.2023)

(51) International Patent Classification:

A61K 8/02 (2006.01) B65D 83/00 (2006.01)

(21) International Application Number:

PCT/US2022/076538

(22) International Filing Date:

16 September 2022 (16.09.2022)

(25) Filing Language:

English

(26) Publication Language:

English

(30) Priority Data:

63/245,742	17 September 2021 (17.09.2021)	US
63/262,117	05 October 2021 (05.10.2021)	US
63/262,654	18 October 2021 (18.10.2021)	US
63/263,484	03 November 2021 (03.11.2021)	US
63/264,674	30 November 2021 (30.11.2021)	US
17/810,356	01 July 2022 (01.07.2022)	US
PCT/US2022/073334	01 July 2022 (01.07.2022)	US

GM, KE, LR, LS, MW, MZ, NA, RW, SD, SL, ST, SZ, TZ, UG, ZM, ZW), Eurasian (AM, AZ, BY, KG, KZ, RU, TJ, TM), European (AL, AT, BE, BG, CH, CY, CZ, DE, DK, EE, ES, FI, FR, GB, GR, HR, HU, IE, IS, IT, LT, LU, LV, MC, MK, MT, NL, NO, PL, PT, RO, RS, SE, SI, SK, SM, TR), OAPI (BF, BJ, CF, CG, CI, CM, GA, GN, GQ, GW, KM, ML, MR, NE, SN, TD, TG).

Declarations under Rule 4.17:

- as to applicant's entitlement to apply for and be granted a patent (Rule 4.17(ii))
- as to the applicant's entitlement to claim the priority of the earlier application (Rule 4.17(iii))

Published:

- without international search report and to be republished upon receipt of that report (Rule 48.2(g))

(63) Related by continuation (CON) or continuation-in-part (CIP) to earlier applications:

US	17/810,356 (CIP)
Filed on	01 July 2022 (01.07.2022)
US	PCT/US2022/073334 (CIP)
Filed on	01 July 2022 (01.07.2022)

(71) Applicant: **CHALKLESS, LLC** [US/US]; 187 Ballardvale Street, Suite A190, Wilmington, MA 01887 (US).

(72) Inventors: **POPE, David, G.**; 187 Ballardvale Street, Suite A190, Wilmington, MA 01887 (US). **PIDHURNEY, James, M.**; 187 Ballardvale Street, Suite A190, Wilmington, MA 01887 (US).

(74) Agent: **LIEB, Benjamin**; Talus Law Group LLC, 2816 South Adams Street, Denver, CO 80210 (US).

(81) Designated States (unless otherwise indicated, for every kind of national protection available): AE, AG, AL, AM, AO, AT, AU, AZ, BA, BB, BG, BH, BN, BR, BW, BY, BZ, CA, CH, CL, CN, CO, CR, CU, CV, CZ, DE, DJ, DK, DM, DO, DZ, EC, EE, EG, ES, FI, GB, GD, GE, GH, GM, GT, HN, HR, HU, ID, IL, IN, IQ, IR, IS, IT, JM, JO, JP, KE, KG, KH, KN, KP, KR, KW, KZ, LA, LC, LK, LR, LS, LU, LY, MA, MD, ME, MG, MK, MN, MW, MX, MY, MZ, NA, NG, NI, NO, NZ, OM, PA, PE, PG, PH, PL, PT, QA, RO, RS, RU, RW, SA, SC, SD, SE, SG, SK, SL, ST, SV, SY, TH, TJ, TM, TN, TR, TT, TZ, UA, UG, US, UZ, VC, VN, WS, ZA, ZM, ZW.

(84) Designated States (unless otherwise indicated, for every kind of regional protection available): ARIPO (BW, GH,

(54) Title: DEVICES AND METHODS FOR APPLYING A SUBSTANCE TO A SPORTS BALL

(57) Abstract: The present invention surrounds the application of a substance to a sports ball, such as silica silylate, for the purposes of increasing grip and hydrophobicity. Disclosed are inventions surrounding the method, the system, and the apparatus for the treatment of a sports ball or other objects which a user desires to treat with a substance to achieve certain results in relation to the substance applied.



DEVICES AND METHODS FOR APPLYING A SUBSTANCE TO A SPORTS BALL**CROSS REFERENCE TO RELATED APPLICATIONS**

[0001] This application claims the benefit of U.S. Provisional Patent Application 63/245,742 entitled “Systems And Methods For Applying Particulate Material To Solid Surfaces, Such As Surfaces Of Balls, And Related Articles” filed on September 17, 2021; U.S. Provisional Patent Application No. 63/262,117 entitled “Devices And Methods For Uniform Application Of Aerogel To Sports Balls” Filed on October 5, 2021; U.S. Provisional Patent Application No. 63/262,654 entitled “Devices And Methods For Uniform Application Of Aerogel To Sports Balls” filed October 18, 2021; U.S. Provisional Patent Application No. 63/263,484 entitled “Devices And Methods For Uniform Application Of A Substance To A Sports Ball” filed November 3, 2021; and U.S. Provisional Patent Application No. 63/264,674 entitled “Devices And Methods For Uniform Application Of Aerogel To A Sports Ball” filed November 30, 2021. Furthermore, this application is a continuation-in-part of U.S. Patent Application No. 17/810,356 entitled “Particulate Aerogel Material For Grip Enhancement” filed on July 1, 2022, which claims the benefit of U.S. Provisional Application No. 63/217,686 entitled “Particulate Aerogel Material For Grip Enhancement” filed July 1, 2021. Further still, this application is a continuation-in-part of PCT Application No. PCT/US22/73334 filed July 1, 2022, which claims the benefit of U.S. Provisional Application No. 63/217,686 entitled “Particulate Aerogel Material For Grip Enhancement” filed July 1, 2021. The entire contents of the foregoing applications are incorporated herein by reference in their entirety for all purposes.

FIELD OF THE INVENTION

[0002] The present invention is directed to systems, devices, and methods for the application of a substance to a sports ball, such as silica silylate, wherein the application of the substance is

intended to augment the characteristics of the sports ball, including increased grip and hydrophobicity.

BACKGROUND OF THE INVENTION

[0003] Silica silylate, a siloxane polymer, has been used in certain forms for characteristics which provide insulative properties. In other applications, silica silylate has been included into cosmetics for properties including emollient, binder, thickening agent, and can also help prevent foam formation. Silica silylate is typically characterized as being synthetic, hydrophobic, and thixotropic compound that is commonly used as a thickening agent. As recognized in U.S. Patent Application No. 17/810,356, the external surface characteristics of a sports ball may be augmented or enhanced by the application of silica silylate.

[0004] The ability to apply a compound such as silica silylate to an external surface of a sports ball provides its own challenges. The application of a coating to a ball, especially when used by professional teams, requires repeatability and consistency. For instance, it is approximated that 900 thousand baseballs are used by Major League Baseball per year — 30 thousand per team. Of the 900 thousand baseballs used by Major League Baseball per year, 200 thousand are used for games at a rate of 80–120 balls per game. Major league players and other stakeholders require consistency in a sports ball to maintain consistency in performance. And while players of a sport do not require the same consistency of product expected by professional level sports such as in Major League Baseball, they may prefer to play the sport with the same quality product as played by the highest level of their sport. Thus, there is a current need for devices and methods for the consistent and repeatable application of silica silylate, or other siloxane polymers, to the external surface of a sports ball.

SUMMARY OF THE INVENTION

[0005] The application of silica silylate to an exterior surface of a sports ball involves a number of steps dependent upon the level of consistency and repeatability desired. Although the present invention surrounds the application of silica silylate to the exterior of a sports ball, the use of an alternate siloxane polymer or other hydrophobic or oleophilic particles, or the application of such compounds to alternate surfaces not discussed herein for similar benefit are within the spirit and scope of the present invention.

[0006] It is an aspect of certain embodiments of the present invention to provide methods, devices, and systems for the surface treatment of sports balls with silica silylate wherein the surface treatment resulting in surface characteristics which are substantially homogeneous around the entirety of the surface of the individual sports ball. Furthermore, it is an aspect of certain embodiments presented herein that the surface characteristics of a plurality of sports balls comprise substantially homogenous surface characteristics following surface treatment wherein the surface treatment of each ball is essentially identical and repeatable within a prescribed margin of error based on physical property testing protocols.

[0007] It is an aspect of certain embodiments of the present invention to monitor the surface treatment process of a singular sports ball or a plurality of sports balls being treated in a batch quantity to ensure that each sports ball receives the same surface treatment with relation to consumable or reusable media. Such media refers to, but is not limited to, silica silylate, abrasive media (such as plastic beads or ceramic rods), and distributing media used for even distribution of silica silylate.

[0010] It is an aspect of the present invention to provide a method for providing silica silylate surface treatment for individual sports balls intended for mass manufacture and delivery to individual users. Certain embodiments, well-suited for mass manufacture and delivery to

everyday consumers, involve a user applied method wherein the user is provided with a predetermined amount of granulated or powdered silica silylate with instructions as to how to apply the silica silylate to the surface of the sports ball. Certain embodiments provide an applicator such as a glove or swatch of cloth having specific characteristic suited for applying and/or removing silica silylate, while other embodiments provide a method of agitating the ball to ensure a more homogenous and consistent application of the silica silylate to the exterior surface of the ball. Certain embodiments, also well suited for use by everyday consumers, involves the use of a container in which a sports ball is placed with a predetermined amount of silica silylate prior to sealing, wherein the user agitates the container with the sports ball therein to apply silica silylate to the external surface of the sports ball. Such embodiments which comprise a sealed container for agitation are reusable for reapplication of the silica silylate after a period of time or use wherein the benefits of the surface treatment of the silica silylate have diminished.

[0011] In is an aspect of further embodiments of the present invention to provide surface treatment methods, systems, and devices for treating the surface of multiple sports balls at a time with silica silylate. Certain embodiments of the present invention comprise methods, systems, and devices configured for a semi-automated process in which the sports balls are placed individually or in a batch into equipment which provides the silica silylate and agitating action. The agitation can be provided through use of vibrational aspects or tumbling action of the equipment. While in certain embodiments the agitation can be accomplished with only silica silylate, alternate embodiments comprise a mixing media to increase surface treatment. Such mixing media promotes even coating through abrasion and mechanical deposition during the treatment process. Abrasion of certain embodiments is used for surface preparation, even coating of silica silylate, as well as eliminating buildup of silica silylate on portions of a sports ball such

as on the stitching sports balls such as baseballs and footballs. Mixing media may also be used to force silica silylate particles into gaps in the surface of a sports ball, such as into the fibers of the laces of football or the stitching of a baseball, causing the laces/stitching to become harder and more pronounced. Such mixing media may also be used to decrease the cycle time needed to achieve a prescribed surface treatment level.

[0012] Thus, it is an aspect of certain embodiments to allow the treatment of sports balls used in differing environments in a manner that provides a consistent surface treatment result substantially agnostic to the ambient environment at the location of treatment. Certain embodiments of the present invention comprise methods, systems, and devices for the pre-process and post-process storage of sports balls after exterior surfaces have been treated with silica silylate. When stored pre-process or post-process, certain embodiments provide controls to the environment. Sports balls rested in a high humidity or high temperature environment after treatment with silica silylate may exhibit different post-process surface characteristics than when stored in a low temperature or low humidity environment. By providing a prescribed atmosphere in which the sports balls are processed, the resulting surface characteristics will not be affected or differ due to geographic location or ambient environmental differences.

[0013] In certain embodiments, silica silylate is used to treat the surface of sports balls in a sealed vessel wherein the sealed vessel allows for the adjustment and variation of pressure. In certain embodiments it is preferred to employ a negative pressure within a sealed vessel for the treatment of the exterior surface of the sports balls with silica silylate, while alternative embodiments it is preferred to employ a positive pressure within the sealed vessel for the treatment of the exterior surface of the sports balls with silica silylate.

[0014] It is an aspect of certain embodiments to treat the external surface of a sports ball with silica silylate while mitigating potential damage to the external surface of the sports ball. In

certain embodiments, silica silylate is applied through a spraying process in which a silica silylate powder is aerosolized or sprayed in a treatment chamber in which a sports ball is passed through. In certain embodiments, the sports ball is pretreated with a compound prior to passing through the chamber to maximize the adhesion of the silylate powder to the sports ball when passing through the treatment chamber.

[0015] The use of silica silylate in a nanoparticle form, microparticle form, and/or fine particle form are within the spirit and scope of the present invention. Nanoparticles refer to particles of matter between about 1 and 100 nanometers in diameter, fine particles refer to particles of matter between about 100 and 2500 nanometers in diameter, and microparticles refer to particles of matter between about 1 and 1000 micrometers in diameter. In alternative embodiments, other forms of aerogel or other hydrophobic or oleophilic particles may be used with or in the place of silica silylate. References to silica silylate herein may also refer to such other forms of aerogel or other hydrophobic or oleophilic particles.

[0016] It is an aspect of the present invention to positively track the exterior surface treatment of a sports ball. The positive tracking of the treatment of sports ball provides an increased level of quality assurance. The positive tracking of the surface treatment of a sports ball ensures that steps are not skipped, and steps are not duplicated for each sports ball. Therefore, each sports ball undergoes an identical surface treatment process providing a higher level of quality assurance and quality standards ensuring a consistent final product.

[0017] It is an aspect of certain embodiments of the present invention to provide a consistent and repeatable product through the limitation of human interaction and human control of a system which is used for the surface treatment of a sports ball. In certain embodiments, a system for the surface treatment of a sports ball limits the human control wherein security protocols restrict the use of the system and the insertion of sports balls into the system. In certain embodiments

security protocols restrict the removal of sports balls from the system such that only authorized personnel are permitted to access the sports balls post-process to mitigate tampering with the sports balls prior to use in play.

[0018] Silica silylate dust — particularly in finer powder form — reduces the reliability of mechanical systems. It is an aspect of certain embodiments of the present invention to provide proper dust collection and dust mitigation surrounding the treatment of sports balls with silica silylate.

[0019] It is an aspect of certain embodiments of the present invention to mitigate static charge levels which may prevent the bonding of silica silylate to sports balls or other objects being treated for surface augmentation with silica silylate. It may be desired in certain embodiments to employ methods including improved grounding, introduction of ionized air, increased moisture, increased localized humidity, and the introduction of polyethylene glycol. Polyethylene glycol is an antistatic agent based on a long-chain aliphatic amine. Alternate antistatic agents based on aliphatic amides and amides such as quaternary ammonium salts, esters of phosphoric acid, and polyols are within the spirit and scope of the present invention. Furthermore, alternate anti-static agents such as long-chain alkyl phenols, ethoxylated amines, and glycerol esters are within the spirit and scope of the present invention, or other agents having anti-static properties are within the spirit and scope of the present invention.

[0020] It is an aspect of the present invention to provide a method for treating sports balls in a manner that provides a desired level of hydrophobicity and tackiness for tactile feel. Testing of sports balls throughout the process surrounding variables such as hydrophobicity, surface roughness, tackiness, and other variables are within the spirit and scope of the present invention.

[0021] It is an aspect of certain embodiments of the present invention to treat sports balls through the agitation of the sports balls within a sealed container with silica silylate added

therein. The agitation of the sports balls occurs at a rate fast enough to provide ample mixing without causing damage to the sports balls, and slow enough to prevent a lack of mixing due to centripetal forces.

[0022] The embodiments described herein surrounding a method for treatment of sports balls can be performed in a central location, or can be performed on-site by hand or with specialized equipment adapted for the treatment of a plurality of sports balls in a single process.

Furthermore, the partial treatment of sports balls and delivery to a second location for final treatment is within the spirit and scope of the present invention.

[0023] These and other advantages will be apparent from the disclosure of the inventions contained herein. The above-described embodiments, objectives, and configurations are neither complete nor exhaustive. Other embodiments of the invention are possible using, alone or in combination, one or more of the features set forth above or described in detail below. Further, this summary is neither intended nor should it be construed as being representative of the full extent and scope of the present invention. The present invention is set forth in various levels of detail in this summary, as well as in the attached drawings and the detailed description below, and no limitation as to the scope of the present invention is intended to either the inclusion or non-inclusion of elements, components, etc. in this summary. Additional aspects of the present invention will become more readily apparent from the detailed description, particularly when taken together with the drawings, and the claims provided herein.

BRIEF DESCRIPTION OF THE DRAWINGS

[0010] **Fig. 1** — A perspective view of certain embodiments of a system for the treatment of a sports ball with silica silylate

[0011] **Fig. 2** — A perspective view of certain embodiments of a system for the treatment of a sports ball with silica silylate

[0012] **Fig. 3** — A perspective view of certain embodiments of a system for the treatment of a sports ball with silica silylate

[0013] **Fig. 4A** — A diagrammatic view of certain embodiments of a method for the treatment of a sports ball with silica silylate

[0014] **Fig. 4B** — A diagrammatic view of certain embodiments of a method for the treatment of a sports ball with silica silylate

[0015] **Fig. 5** — A diagrammatic view of certain embodiments of a system for the treatment of a sports ball with silica silylate

[0016] **Fig. 6** — A diagrammatic view of certain embodiments of a system for the treatment of a sports ball with silica silylate

[0017] **Fig. 7** — A diagrammatic view of certain embodiments of a method for calibration of a system for the treatment of a sports ball with silica silylate

[0018] **Fig. 8** — A perspective view of certain embodiments of a system comprising an inspection station for inspecting the surface condition of a sports ball treated with silica silylate

[0019] **Fig. 9** — A diagrammatic view of certain embodiments of a system for the treatment of a sports ball with silica silylate

[0020] **Fig. 10** — A diagrammatic view of certain embodiments of a system for the treatment of a sports ball with silica silylate

[0021] **Fig. 11** — A diagrammatic view of certain embodiments of a system for the treatment of a sports ball with silica silylate

[0022] **Fig. 12A** — A perspective view of certain embodiments including comprising a receptacle for a sports ball including a transparent view of a sports ball

[0023] **Fig. 12B** — A top view of certain embodiments comprising a receptacle for a sports ball

[0024] **Fig. 12C** — A side view of certain embodiments including a receptacle for a sports ball

[0025] **Fig. 13** — A diagrammatic view of certain embodiments of a system for the treatment of a sports ball with silica silylate

[0026] **Fig. 14A** — A perspective exploded view of certain embodiments comprising a treatment chamber

[0027] **Fig. 14B** — A perspective exploded view of certain embodiments comprising a treatment chamber

[0028] **Fig. 14C** — A side exploded view of certain embodiments comprising a treatment chamber

[0029] **Fig. 14D** — A section view of the treatment chamber as shown in **Fig. 14C**

[0030] **Fig. 14E** — A top view of certain embodiments comprising a treatment chamber

[0031] **Fig. 14F** — A detail view of the treatment chamber as shown in **Fig. 14D**

DETAILED DESCRIPTION OF VARIOUS EMBODIMENTS

[0032] Certain embodiments of the present invention, for example as shown in **Fig. 1**, comprise a system for the treatment of a sports ball with silica silylate **1100**, particularly the external surface **1010** of sports ball **1000**. Embodiments disclosed herein surround the methods, systems and devices surrounding the application of silica silylate **1100** to the sports ball **1000**.

[0033] Certain embodiments of the present invention, for example as shown in **Fig. 2**, surround a system for applying silica silylate **1100** to a sports ball **1000**, comprising a sealable container **1300** configured to receive a sports ball **1000**. A packet **1200** containing a predetermined amount of silica silylate **1100** is provided with the system wherein the user deposits the silica silylate **1100** from the packet **1200** into an open aspect **1310** of the sealable container with the sports ball **1000** and reseals the sealable container **1300**. In certain embodiments, the sealable container **1300** comprises a lid **1310** which the user places on an open aspect **1310** to seal the sealable container **1300** prior to agitating the system through shaking, vibration, or other method of

mechanical agitation. Some embodiments of systems as disclosed herein comprise a sports ball **1000**, while alternate embodiments of systems do not comprise a sports ball **1000** and are intended as treatment methods for sports balls **1000** obtained by a user outside of the proposed systems. A sealed container having rigid walls, semi-rigid walls, or flexible walls are within the spirit and scope of the present invention. In certain embodiments, the interior of the sealed container comprises ridges or other protrusions to maintain the sports ball **1000** at a pre-determined distance from the interior surface. Certain sealable containers, such as zipper sealed bags, are also within the spirit and scope of the present invention. In certain embodiments, the sealable container **1300** comprises a leather bag or pouch with a closure comprising a roll-top or zip-lock seal. These closures may be combined to contain silica silylate dust during surface treatment. The bag or pouch may be assembled with the smooth or rough side of the leather oriented towards the inside of the bag or pouch. In certain embodiments, the interior of the container comprises a rough surface. In other embodiments, the interior of the container comprises a smooth surface. For example, a leather bag or pouch could be constructed with a smooth leather interior or a rough leather interior.

[0034] In certain embodiments, referencing **Fig. 2** once again, the sports ball **1000** is prepackaged in a wrapper **1020**. The wrapper **1020** provides a vapor and chemical impermeable barrier for the sports ball. The use of a wrapper **1020** allows a sports ball manufacturer to pretreat or precondition the sports ball **1000** to predetermined environmental conditions predetermined to be preferable for the application of silica silylate **1100**. The pretreating or preconditioning of a sports ball includes, but is not limited to, the establishing a temperature, humidity or internal moisture equilibrium, chemical treatment, surface conditioning with topical ointment, surface abrasion, surface polishing, and other methods of pretreating or preconditioning. In certain embodiments, the silica silylate **1100** is introduced into the wrapper before sealing so that, once

sealed, movement of the packaging or container during handling or transportation applies the silica silylate **1100** to the ball surface. Instructions for further movement or manipulation of the packaging or container may be specified by writing on the packaging or container. In certain embodiments, a gas is introduced into the wrapper before sealing such as Helium, Neon, Argon, Krypton, Xenon, Nitrogen, Oganesson, or other inert or hydrophobic gas.

[0035] Certain embodiments of the present invention, such as shown in **Fig 3.**, comprise a system for applying silica silylate **1100** to a sports ball **1000**, comprising a packet **1200** containing a predetermined amount of silica silylate **1100**, and an applicator **1400**. In certain embodiments, an applicator **1400** comprises an applicator glove or gloves **1410**, while alternate embodiments comprise an applicator cloth **1420**. The material of the applicator **1400** is formulated and configured for the application of silica silylate to a sports ball **1000**.

[0036] In certain embodiments, referencing **Fig. 3** again, an applicator **1400** is pre-impregnated with silica silylate wherein a user simply rubs the applicator on the external surface **1010** of the sports ball **1000** for at least a predetermined period of time. Although embodiments of the present invention surround the application of a dry powder or particulate form of silica silylate to sports balls, the application of silica silylate with a carrier media or carrier fluid is also within the spirit and scope of the present invention. For example, in certain embodiments, the carrier media or carrier fluid is included in packet **1200**.

[0037] Certain embodiments, such as shown in **Fig. 4A – Fig. 5**, comprise a method for the treatment of sports balls wherein at least one step is performed by machinery or automated. A first step comprises inputting **2000** at least a first sports ball into a process in preparation for surface treatment with silica silylate. In certain embodiments at least a first sports ball is placed into a sports ball input **3000**. The sports ball input **3000** of certain embodiments comprises a hopper configured to receive at least one or a plurality of sports balls. In certain embodiments an

input is configured to receive a batch of about 5-10, 10-15, 15-30, 30-60, or 60-120 sports balls, while alternate embodiments are configured for the continuous deposit of sports balls therein. In certain embodiments a hopper is used in combination with a conveyor belt, such as found in U.S. Patent No. 2,779,508 to Earl Ensinger — incorporated by reference herein for all purposes — to transfer sports balls from a hopper to a following step in the process of treatment of a sports ball with silica silylate. In certain embodiments the transition between steps in the method of treating a sports ball with silica silylate is physically accomplished with a conveyor belt. In certain embodiments a sports ball is transferred between steps using gravity wherein the sports ball falls or rolls between steps of the method. In certain embodiments, conveyor belts, channels, tracks, or pneumatically charged tubes are used to convey sports balls from one station of the system to another (e.g., from pre-treat **3100** to treat **3200**).

[0038] Certain embodiments, such as shown in **Fig. 4A – Fig. 5**, comprise a method for the treatment of sports balls wherein a pre-process treatment **2100** is performed in a pretreat **3100** chamber wherein at least a first sports ball is prepared for surface treatment with silica silylate. In certain embodiments, the pre-process treatment comprises storing a sports ball in an environmentally controlled pretreat **3100** chamber wherein the environment is controlled to a predetermined set of variables. Environmental variables controlled within certain embodiments include, but are not limited to, humidity, pressure, and temperature. In certain embodiments, the pre-process treatment **2100** comprises applying a chemical, fluid, or powder to the surface of the sports in predetermined amounts or durations of time to prepare the surface of the sports ball for proper adhesion and coverage of the silica silylate in later processes. In certain embodiments the pre-process treatment comprises surface preparation of the sports ball wherein the sports ball surface is modified with abrasive or polishing media.

[0039] In certain embodiments, as shown in **Fig. 4B** the surface of a sports ball is pre-treated **2100** prior to the input of the sports ball within the system. The pre-treatment process **2100** includes the treatment of the material of the sports ball prior to the manufacture of the sports ball. In certain embodiments, wherein the outer surface of the sports ball is manufactured from leather, the leather is pretreated or impregnated with a pre-treatment solution prior to the manufacture of the sports ball. Thereby, the pretreatment of a sports ball prior to the input **2000** into a system is within the spirit and scope of the present invention.

[0040] In certain embodiments, the surface of a sports ball is pre-treated **2100** in a chamber for agitation such as found in U.S. Patent No. 4,630,401 to Gary McNeil (“McNeil”); U.S. Patent No. 4,520,598 to John Rampe (“Rampe”); U.S. Patent No. 3,633,321 to William E. Rise (“Rise”); U.S. Patent No 3,724,146 to Denis Fahey, et al. (“Fahey”); U.S. Patent No. 3,802,129 to Achille Ferrara (“Ferrara”); U.S. Patent No. 3,948,002 to Hisamine Kobayashi (“Kobayashi”); U.S. Patent No. 3,871,135 to Gordon Anderson (“Anderson”); U.S. Patent No. 4,018,009 to Raymond Leliaert (“Leliaert”); U.S. Patent No. 4,329,817 to Gunther Balz (“Balz”); U.S. Patent No. 4,231,196 to George Jones (“Jones”); — each of which are incorporated by references in their entireties for all purposes. At least one sports ball is placed within a chamber with media intended to alter the surface of the sports ball to abrade, polish or otherwise physically augment the surface of the sports ball in a manner to encourage, to limit, or to augment the adhesion of silica silylate during a pre-process surface treatment step.

[0041] Certain embodiments, such as shown in **Fig. 4A – Fig. 5**, comprise a method **200** and system **300** for the treatment of sports balls wherein a surface treatment step **2200** is performed wherein the surface of a sports ball is treated with silica silylate. The surface treatment step occurs in a treatment chamber **3200** wherein at least one sports ball is treated with silica silylate. The silica silylate is applied to the surface of the sports ball in a manner to produce a consistent

homogenous result in surface characteristics for each sports ball which is treated in the treat chamber **3200**. The treat chamber of certain embodiments comprise a vibratory chamber such as disclosed by McNeil and Rampe. The vibratory chamber of certain embodiments is filled with silica silylate while alternate embodiments comprise a combination of silica silylate and a media configured to further assist in the distribution and application of silica silylate to the sports balls. The media combined with the silica silylate of certain embodiments are selected from the list including, but not limited to steel spheres, polymeric spheres, glass beads as may be found in blasting media, ceramic spheres or cylinders, porcelain beads, plastic beads, fumed hydrophobic silica, and precipitated hydrophobic silica. Treatment chambers which use agitation methods alternative to vibratory agitation are within the spirit and scope of the present invention.

[0042] Certain embodiments of the present invention comprises a surface treatment step **2200** within a treatment chamber wherein the treatment chamber is configured to receive at least one sports ball at a time. The treatment chamber comprises a chamber wherein a sports ball enters the treatment chamber **3200** and a predetermined amount of silica silylate is added through a silica silylate input **3050** to the treatment chamber, thereby controlling the precise amount of silica silylate that a sports ball is treated with. Embodiments comprising the addition of silica silylate through an input **3050** manually, mechanically, and automatically are within the spirit and scope of the present invention.

[0043] Certain embodiments of the present invention comprises a surface treatment step **2200** within a treatment chamber wherein the treatment chamber is configured to treat at least one sports ball with silica silylate through spraying of silica silylate. The spraying of silica silylate comprises the aerosolized spray of dry silica silylate. Alternate embodiments comprises the spraying of a silica silylate suspension or silica silylate solution through a spray dryer wherein the dried silica silylate is deposited upon the sports ball. In certain embodiments, the sports ball

is rotated on at least one axis at a predetermined rate to ensure a homogenous and consistent coverage of each sports ball. Spraying of a fluidized silica silylate and allowing the suspension to dry on the surface of the sports ball is within the spirit and scope of the present invention.

[0044] Certain embodiments of the present invention, as shown in **Fig. 6**, comprises a surface treatment method and system wherein a sports ball is received **2210** into the surface treatment process **2200**. The sports ball is added to a chamber, and silica silylate is added **2220** to the same chamber wherein it is agitated **2230**. The silica silylate is added **2220** from the silica silylate input **3050**. The agitation can be accomplished through vibration, agitator, tumbling, mixing, or a combination thereof. The agitation **2230** of the sports ball with silica silylate of certain embodiments occurs with added media, while agitation **2230** of alternate embodiments occurs solely with the sports balls and silica silylate. In certain embodiments the agitating **2230** occurs for a predetermined period of time. Once the agitating step **2230** is complete, the sports ball is separated **2240** from the chamber. After separating the sports ball from the chamber, the excess material is separated **2250** from the sports ball. The separating step **2250** involves separating the sports ball from excess silica silylate as well as excess media used in the agitation **2230** step. Alternate embodiments wherein excess material is discarded after removal **2250** from the sports balls are within the spirit and scope of the present invention. In certain embodiments, the separating step **2250** is performed two or more times with a period of time in between. In certain embodiments, the period of time is about 1-60 seconds, 1-60 minutes, 1-3 hours, 3-6 hours, 6-12 hours, 1-2 days, 2-4 days, 4-7 days, or more than one week. In a preferred embodiment, the period of time is about one week. In certain embodiments, at least one separating step **2250** is performed in the chamber before the sports ball has been removed therefrom. In certain embodiments, one separating step **2250** is performed in the chamber and the sports ball is then

removed from the chamber and allowed to rest for a period of time. The sports ball is then loaded into a chamber and a second separating step **2250** is performed.

[0045] Certain embodiments of the present invention, as shown in **Fig. 6**, comprises a device for the separation of excess material **2250** from the sports ball such as a screened separator such as those disclosed by McNeil, Rampe, Rise, Fahey, Ferrara, Kobayashi, Anderson, Leliaert, Balz, Jones, or a combination thereof. Once the sports balls are separated from the chamber in which they are agitated, they are transferred to a screened surface on which they are subject to vibration which causes excess material to fall away from the sports balls and through the screened surface. The excess material is returned to the silica silylate input **3050**. Alternatively, the excess material falls through the screened surface back into the chamber for agitation, or is returned to the silica silylate input. In certain embodiments, once the excess material is separated from the sports balls, the excess material is returned **2260** to the silica silylate input **3050** for future use for treating additional sports balls. Certain embodiments of a separation mechanism comprising a screened separator comprise a vibratory aspect to assist in the separation of excess material from the sports ball after being treated with silica silylate.

[0046] In certain embodiments of the present invention, the process of removing excess material is accomplished wherein the sports ball is exposed to blasts or a stream air at a predetermined pressure and/or speed to remove excess material **2250** from the sports ball following the surface treatment **2200** process. In certain embodiments of the present invention, the process of removing excess material **2250** is accomplished through the use of suction or vacuum applied to the sports ball following the agitation **2230** of the sports ball with silica silylate.

[0047] In certain embodiments the process of removing excess material **2250** is performed through the use of abrasive, burnishing or brushing media in a vibratory or tumbling chamber separate from the chamber in which the sports balls are agitated with silica silylate. In other

embodiments, the process of removing excess material **2250** is performed through the use of abrasive, burnishing or brushing media in the treatment chamber by vibration or tumbling. The media use for removal of excess material **2250** may include, but is not limited to steel spheres, polymeric spheres, glass beads, ceramic spheres or cylinders, porcelain beads, plastic beads, or fabric patches such as patches of terry cloth.

[0048] In certain embodiments the process of removing excess material **2250** is performed using a tumbling chamber comprising a smooth inner surface or with added baffles to introduce additional tumbling action. The chamber may be cylindrical or may have other shapes to introduce additional tumbling action, such as a cuboid or hexagonal shape. The inner surface of the chamber further comprises a plurality of openings adapted to allow for the uniform withdrawal of silica silylate dust out of the chamber by vacuum pressure. In certain embodiments, the tumbling chamber is rotationally mounted within a cabinet to which the vacuum pressure is applied. The cabinet comprises a door allowing access to the tumbling chamber. A pre-determined number of sports balls treated with silica silylate are introduced to the tumbling chamber through the door. Brushing media, such as towels (made of terry cloth or another material) of a pre-determined number, size and shape, or other media, including beads (plastic, metal, ceramic, porcelain, etc), rice, steel pins, crushed corn cobs, crushed walnut shells, coconut shells, are also added to the chamber. The door is then closed, and the vacuum is activated to begin dust removal from the chamber. Tumbling of the chamber is then activated for a pre-determined time period to remove excess material from the treated sports balls. In certain embodiments, the vacuum air flow is monitored by an airborne particle counter or other device to determine when excess material has been sufficiently removed and the tumbling period may end. After the tumbling period, the treated balls and media and are removed from the chamber

through the door. In certain embodiments, the media is left in the chamber for subsequent treatment of additional sports balls.

[0049] In certain embodiments, it may be desired to pause **3700** between treatment steps wherein the sports ball is permitted to sit undisturbed between steps. In certain embodiments, a pause **3700** comprises a length of time up to 24 hours. In certain embodiments the pause **3700** comprises a length of time of between 24 hours to 7 days. Further still, certain embodiments wherein a pause comprises a length of time over 7 days are within the spirit and scope of the present invention. In certain embodiments it may be desired to pause **3700** between the agitation **2230** and separation **2240** steps. In certain embodiments it may be desired to pause **3700** between the separation **2240** and the step to remove excess material **2250**. Further still, in certain embodiments it may be desired to pause **3700** between the step to remove excess material **2250** and the step wherein the sports ball exits surface treatment **2270**. In certain embodiments it may be desirable to remove the sports ball from any treatment apparatus for the pause **3700** step, and then return the sports ball to the apparatus or another device for further removal of excess material **2250**.

[0050] In certain embodiments, as shown in **Fig. 12A – Fig. 12C**, the process of removing or brushing excess silica silylate material is performed using a receptacle. In certain embodiments the receptacle **7000** comprises a conical or hemispherical shaped cup portion **7050**, but may have other shapes such as a pyramid or hexagonal shaped cup. In a preferred embodiment, the cup portion **7050** has a shape concentric with the outer diameter of the sports ball so that the inner surface of the receptacle **7000** is adapted to allow contact with the sports ball around the entire inner surface. In other embodiments, the cup portion **7050** may have a trough shape with a circular or V-shaped profile. In other embodiments, the cup portion **7050** may have a flat center and raised edges like a dinner plate or frying pan. In other embodiments, the cup portion **7050**

may be a substantially flat surface. The cup portion **7050** comprises a vacuum opening **7100** and an inner surface **7150**. The vacuum opening **7100** is fluidly interconnected to the cup portion **7050** and is adapted to interconnect with a vacuum by a hose or port. In a preferred embodiment, the vacuum opening **7100** has a diameter that is smaller than the diameter of the sports ball to be treated within the cup portion. In another embodiment, the vacuum opening **7100** comprises a guard, i.e., a screen, grate, perforated surface, or protrusion, to prevent a sports ball from being sucked into the vacuum opening **7100**. The inner surface **7150** comprises a material selected from the list including, but not limited to wool or synthetic carpet, wool or synthetic felt, leather, synthetic leather or vinyl, terry cloth, or foam. In certain embodiments, the inner surface **7150** is a substantially planar or flat sheet of material laid over the substantially flat surface of the cup portion **7050**. In certain embodiments, the inner surface **7150** further comprises a plurality of openings **7200** adapted to allow for the uniform withdrawal of silica silylate dust out of the cup portion **7050** by vacuum pressure. The openings **7200** may be holes through the material or, in certain embodiments, channels formed within the material. In certain embodiments, the inner surface **7150** comprises an opening that is fluidly interconnected to the vacuum opening **7100**. In certain embodiments, the inner surface material is sufficiently porous to allow silica silylate dust to pass through to the vacuum opening **7100**. In certain embodiments, receptacle **7000** is interconnected to a port on the cabinet referenced in the preceding paragraph, and the vacuum opening **7100** is fluidly interconnected with the cabinet vacuum. In this configuration, the receptacle **7000** may be used in conjunction with the use of the tumbling chamber or instead of using the tumbling chamber when only a small number of sports balls need to be treated. In use, the receptacle **7000** is interconnected to the vacuum by vacuum opening **7100**. The vacuum is activated to introduce a vacuum pressure to the cup portion **7050**. A sports balls treated with silica silylate is placed into the cup portion **7050** and manually manipulated to abrade the ball

surface against the inner surface **7150** in order to remove excess silica silylate from the surface. The silica silylate dust is evacuated by the vacuum pressure within the cup portion **7050**. When it is determined that the excess silica silylate has been sufficiently removed from the sports ball, the ball is then removed from the cup portion **7050**.

[0051] In certain embodiments, the removal of excess material **2250** is performed through alternate processes including, but not limited to brushing, wiping, or electrostatically.

[0052] Certain embodiments of the present invention comprise a dust abatement system surrounding particular aspects of a system for treating sports balls with silica silylate. For instance, as shown in **Fig. 5** a dust abatement system **3600**, surrounds the components of the system used for treating **3200** sports balls with silica silylate. A dust abatement system applied to the portions configured to treat **3200** sports balls can be applied to a combination of system elements, to individual components, or a combination thereof. Certain embodiments of a dust abatement system use filters for the separation of silica silylate dust from the ambient air surrounding the components for treating **3200** sports balls. Embodiments employing screens, semi-permeable membranes, foam filters, fabric filters, paper filters, and a combination thereof are within the spirit and scope of the present invention. In certain embodiments, electrostatic filtration methods are employed to remove particulate silica silylate from the air surrounding systems used for treating **3200** sports balls with silica silylate. In other embodiments, the dust abatement system **3600** is applied to openings in the systems for treating sports balls, including to any openings in the sports ball input **3000**, the treatment chamber **3200**, the silica silylate input **3050**, the inspection system **3300**, the post-process **3400**, and/or the sports ball output **3500**.

[0053] In certain embodiments of the present invention, inspection of a treated sports ball **2300** is performed in an inspection system **3300** to confirm that a consistent and homogenous application of silica silylate is applied to at least one sports ball. The inspection **3300** system

provides a pass **2310** or fail **2320** determination of the sports ball after treatment **2200** with silica silylate. In certain embodiments the fail **2320** determination initiates a process to automatically return the sports ball for surface treatment **2200** once again. In certain embodiments a fail determination **2320** results in a notification to a user to inspect the sports ball following treatment, and/or to once again input the sports ball **2000** into the system for surface treatment. In certain embodiments, (n) is the number of times a single sports ball receives a fail determination **2320**. When a fail determination **2320** is reached, the system compares **2325** (n) to a predetermined failure threshold (x). If n is greater than or equal to x, the system notifies the user **2330**. In certain embodiments, (n) is the aggregate number of times a fail determination **2320** is reached in a given batch of a plurality of sports balls. When a fail determination **2320** is reached, the system compares **2325** (n) to a predetermined failure threshold (x). If (n) is greater than or equal to (x), the system notifies the user **2330**. In certain embodiments, a notification to the user **2330** results in the system entering a standby mode, awaiting input from the user. In certain embodiments, a notification to the user **2330** includes instruction to the user to inspect the system, and recalibrate if necessary. In certain embodiments, if (n) is greater than or equal to (x), the system will reject the sports ball to a reject container or other device. In certain embodiments, inspection of a treated sports ball is performed after separating step **2250** has been performed at least two or more times. If the inspection **3300** system provides a pass **2310**, the sports ball proceeds to post-process treatment **2400** as described herein. After post-process treatment **2400**, the sports ball proceeds to output **2500**.

[0054] In certain embodiments, a system requires calibration when initializing for use, or when the user is notified **2325** to recalibrate the system for treating sports balls with silica silylate. The system calibration method **400** of certain embodiments, as shown in **Fig. 7**, comprises an initializing step of starting the system calibration **4000**. The user is instructed to insert a

calibration sports ball **4050**. The calibration sports ball is a calibration tool which represents the optimal surface characteristics of a sports ball treated with silica silylate. Based on inspection readings of the calibration sports ball, the system establishes inspection targets **4150** to match the inspection readings to of the calibration sports ball results **4100** with a predetermined allowable tolerance. An untreated sports ball is loaded **4200** which the system proceeds to treat **4250** with standard programmed processes. Following treatment of the sports ball, the system then inspects the treated sports ball **4300**. The system then compares the inspection of the treated sports ball **4300** to the newly established inspection system target. If the inspection results are within the predetermined tolerance of the established inspection system target, the system confirms within tolerance **4410** and the system calibration is complete **4500**. However, if the inspection results are not within the predetermined tolerance of the established inspection system target, the system confirms a negative test result **4420**. The system variables are then adjusted in accordance with the negative test results to attempt to match the system output of a treated sports ball with that of the established system target **4150**. Variables which can be adjusted include, but are not limited to, amount of silica silylate in the treatment portion of the system, temperature of system treatment, pressure of system treatment, humidity in pre-treatment, humidity in system treatment process, vibration frequency, vibration amplitude. Embodiments wherein the adjustment of system variables **4350** are automatically adjusted, as well as embodiments wherein a user adjusts system variables **4350** manually, are each within the spirit and scope of the present invention. Following adjustment of system variables, an untreated sports ball is loaded **4200** once again, and treated **4250** by the system with silica silylate for inspection **4300** and comparison **4400** with established inspection system target **4150**. The process of steps **4200** through **4400** until a positive test result **4410** is reached, thus completing **4500** the system calibration.

[0055] The inspection system **3300**, as shown in **Fig. 5**, of certain embodiments comprises at least one method of testing the surface condition of a treated sports ball. Certain embodiments, shown in **Fig. 8**, use laser spectroscopy to determine the surface condition of a treated sports ball. The use of laser spectroscopy involves the use of a laser **5000** to shine a laser beam **5010** on at least a first point **5020** on the exterior surface **1010** of the sports ball. A plurality of points is used to confirm a homogenous and consistent treatment of silica silylate. In certain embodiments the sports ball is rotated **5100** at a predetermined rate on at least one axis (**5110**, **5120**, **5130**) during inspection with laser spectroscopy. The rotation **5100** of the sports ball **1000** allows for the rapid assessment of a large number of points on the exterior surface **1010** for assessing the overall average surface treatment results of the sports ball.

[0056] In certain embodiments the inspection system **3300** of certain embodiments, as shown relies on optical assessment of the sports ball after treatment with silica silylate. Optical assessment of a sports ball can be performed with qualification and quantification of variables including, but not limited to color, surface gloss, surface reflectivity, or a combination thereof.

[0057] In certain embodiments surrounding a method **200** for treating a sports ball with silica silylate, as shown in **Fig. 4A – Fig 4B**, the surface testing **2300** step is performed optically with a microscope. By viewing the sports ball with a microscope after processing, in an automated machine process or by a human user, the surface structure and condition of the sports ball can be assessed to inspect the quality of surface treatment with silica silylate. In certain embodiments the inspection system **3300** comprises the application of an indicator to the sports ball surface prior to or during the treatment process. The indicator is adapted to be abraded from the ball surface at a predetermined rate during the treatment process and provide optical of visual confirmation that at least a portion of the treatment process has been completed. For example,

the indicator may comprise a mark of paint, grease, graphite, adhesive label, or other marking material that adheres to the sports ball surface but that may be removed through abrasion.

[0058] The application of silica silylate to the external surface of a sports ball will result in a change of material properties on the external surface of the sports ball. In certain embodiments, the inspection system **3300** comprises a surface conductivity measurement device, wherein the surface conductivity of the sports ball is measured after treatment with silica silylate. In certain embodiments, the external surface of the sports ball is tested **2300** (**Fig. 4A – Fig. 4B**) for the electrical conductivity of the external surface before and after the surface treatment process **2200** wherein the results of the surface testing before and after treatment are compared.

[0059] Certain embodiments, such as shown in **Fig. 4A – Fig. 5**, comprise a method **200** and system **300** for the treatment of sports balls wherein a surface treatment step **2200** is performed wherein the surface of a sports ball is treated with silica silylate. In certain embodiments each step of the method correlating to a system station is tracked with asset tracking to ensure that each step of the process is performed as prescribed. In certain embodiments, as shown in **Fig. 9**, each station of the system for treating a baseball with silica silylate is marked with a discrete barcode **5500**, such as a data matrix or QR code, and each sports ball **1000** is individually marked with a discrete barcode **5500**, such as a data matrix or QR code. Prior to each station of the system (e.g., **3000 – 3500**) each barcode **5500** of the sports ball is scanned with a scanner **5600** and each barcode **5500** of each station is scanned with a scanner. Then following the completion of each sports ball **1000** through each station of the system, the barcode **5500** of each sports ball is scanned. The scanner is in communication with a computer system **5700**, which in some embodiments is in communication with a cloud-based computing system **5800**, wherein the data associated with each sports ball is recorded. Thus, the treatment of each sports ball **1000** is able to be tracked, and the performance of each system for the treatment of a sports ball can be

recorded, tracked, and assessed in relation to other systems. Although embodiments of an asset tracking system have been disclosed surround the use of barcodes, alternate methods of asset and process tracking are within the spirit and scope of the present invention. In certain embodiments, as shown in **Fig. 10**, each sports ball **1000** comprises an RFID tag **6000** embedded therein, and each station (e.g., **3100 – 3500**) comprises a first RFID sensor **6110** intended to record the input of a sports ball into a system station, and a second RFID sensor intended to record the output of a sports ball out of a system station. The RFID sensors **6110**, **6120** are in communication with a computer system **5700** which is in communication with a cloud-based computing system **5800** wherein the data associated with each sports ball is recorded. Thus, the treatment of each sports ball **1000** is able to be tracked, and the performance of each system for the treatment of a sports ball can be recorded, tracked, and assessed in relation to other systems.

[0060] Certain embodiments of the present invention comprise a system, as shown in **Fig. 9**, comprise a system **300** for the treatment of a sports ball **1000** with silica silylate wherein key system variables are tracked for the purposes of asset tracking, system performance, and system status. Key variables which are tracked in certain embodiments include: time in process, temperature of process, humidity in process, duration in process, vibration frequency, vibration amplitude, weight monitoring of silica silylate input, weight monitoring of treating station, weight monitoring of the sports ball input, or a combination thereof. The measurement of such key variables are not limited to one particular system station, for instance it is desired in certain embodiments to monitor process humidity in all system steps including the sports ball input **3000**, silica silylate input **3050**, pre-treatment **3100**, treatment **3200**, inspection **3300**, post-process **3400**, and the sports ball output **3500**. In certain embodiments, most or all of the process of treating sports balls is conducted with an ambient environment of less than about 80% relative humidity and less than about 85 Fahrenheit.

[0061] Furthermore, in certain embodiments wherein a conveyor or other motor driven manner of conveyance to transfer at least one sports ball from one system station to another system station, a motor load sensor is used to assess the power draw from the motor wherein the power draw of the motor correlates to the number of sports balls on the motor driven manner of conveyance. An increased number of sports balls correlates to an increase in load, and an increase of load requires an increase of power to maintain a predetermined motor rotation rate. Thus, the monitoring of power draw from the motor can be used to indicate: the number of sports balls in process; whether a treatment chamber has the correct number of balls and/or the correct amount of treating materials other media; and/or a predictive indicator of equipment failure or bearing and motor wear so replacement equipment can be put in place prior to a forced stoppage.

[0062] In certain embodiments of a system **300**, as shown in **Fig. 11**, for the treatment of sports balls with silica silylate, a first access control point **6510** prevents access to the sports ball input **3000** by unauthorized personnel to prevent unauthorized use of the system **300**. A second access control point **6520** prevents access to the sports ball output **3500** by unauthorized personnel to prevent the unauthorized access to sports balls which have undergone treatment with silica silylate. In certain embodiments, an access control point prevents access to the system stations (e.g., **3000 – 3500**) to prevent unauthorized personnel from accessing, inspecting, tampering with, or using the system **300**. In certain embodiments, the system **300** may be controlled by a user only by a single start button or switch which can be either mechanical or represented in a graphical user interface.

[0063] Certain embodiments of the present invention, as shown in **Fig. 13** for instance, comprise a process **8000** for the treatment of sports balls wherein the sports balls are treated with silica silylate. The process comprises steps of receiving **8010** the sports balls, treating **8100** the sports balls, polishing **8200** the sports balls, and packaging **8300** the sports balls. When receiving **8010**

sports balls, the sports balls can be received as individual units or packaged in bulk. When removing **8015** sports balls from any existing packaging, the packaging can be reserved for reuse. The individual balls are placed into a first container **8020** having a first color wherein the first color indicates the sports balls contained therein have not been treated. The sports balls are placed in a second container **8030** following treatment, wherein the second containers comprise a second color wherein the second color indicates the sports balls contained therein have been treated. In certain embodiments, a container comprising a color is used to indicate that the sports balls contained therein are in pause step **3700**.

[0064] Following the receiving **8010** step, the sports balls **1000** are added to a treatment chamber **3200** during a loading step **8050** wherein the sports balls are exposed to silica silylate **1100** for the treating **8100** step. In certain embodiments, the treatment chamber **3200** comprises a cylindrical shape such as a 55-gallon drum, but the treatment chamber is not limited thereto. In certain embodiments, based on the size and shape of the sports ball **1000** in relation with the size and shape of the treatment chamber **3200**, a varying number of sports balls may be added within the treatment chamber **3200**. In certain scenarios it may be desired to add hundreds of sports balls (such as 12 dozen or 24 dozen) to the treatment chamber **3200**, while in alternate scenarios using alternate sports balls, it may be desired to add 12 or less sports balls to the treatment chamber.

[0065] Furthermore, during the loading step **8050**, the silica silylate **1100** is added to the treatment chamber **3200** (**Fig. 14A – Fig. 14F**) in an amount correlated to the number of sports balls being treated. The amount of silica silylate can vary in accordance with shape, size, and surface area of a sports ball. In certain embodiments it may be desired to add between 0 – 12 ounces of silica silylate per sports ball treated. In certain embodiments it may be desired to add 8 ounces of silica silylate **1100** for each dozen of sports balls added to the treatment chamber **3200**.

In certain embodiments, more than 12 ounces of silica silylate **1100** per sports ball is added to the treatment chamber.

[0066] In certain embodiments, it may be desired to add tumbling media **1110** during the loading step **8050** within the treatment chamber **3200** with the sports balls **1000**. In certain embodiments, the tumbling media **1110** comprises polymeric beads (e.g. HDPE) while alternate embodiments comprise a ceramic based tumbling media (e.g. aluminum oxide), porcelain tumbling media, glass tumbling media, organic tumbling media (e.g., walnut shell), or metal tumbling media. In certain embodiments the tumbling media **1110** comprises a granular size of under 0.25 inches. Alternately it may be desired to use tumbling media comprising a granular size having a maximum diameter or dimension of between 0.15 inches and 0.17 inches. However, the use of tumbling media **1110** of other sizes or shapes is within the spirit and scope of the present invention wherein the tumbling media can be adapted for the treatment of various objects, materials, shape and intended use.

[0067] In certain embodiments it may be desired to add an antistatic agent **1120**, such as polyethylene glycol to the treatment chamber **3200** during the loading step **8050**. Adding an antistatic agent **1120** such as polyethylene glycol (e.g., PEG 200, PEG 400, or PEG 800 but not limited thereto) can be added dependent upon environmental conditions such as ambient humidity. Adding an antistatic agent **1120** prevents the sports balls from building a static charge which can impede the bonding of the silica silylate with the sports balls, or impede the removal of excess silica silylate **1100** from the sports balls.

[0068] In certain embodiments, as shown in **Fig. 14A – Fig. 14F** for instance, the treatment chamber **3200** comprises an open end **3210**, and a vented end **3220**. In certain embodiments the end **3220** comprises a mesh surface **3225** wherethrough air can pass through. The mesh surface **3225** can be sealed with a cover **3228**, and the open end **3210** can be sealed with a cover **3218**. In

certain embodiments the cover **3218** comprises a conical form having a port **3240** therethrough. The port **3240** is adapted for the interconnection of a dust abatement system **3600** (**Fig. 5**) which is configured to draw a vacuum through the port **3240**. In certain embodiments it may be desired to interconnect a mesh layer **3215** between the open end **3210** of the treatment chamber **3200** and the cover **3218** to prevent the escape of the tumbling media **1110** with the silica silylate **1100** during the process to extract the excess silica silylate **8250** (**Fig. 13**) with a vacuum **1140**. The port **3240** comprises a first end **3241** interconnected with the cover **3218** and a second end **3242** coaxially interconnected with the first end **3241**. The second end **3242** extends away from the top cover **3218**. The first end **3241** and the second end **3242** of the port are configured to be coaxially interconnected however the first end **3241** and the second end **3242** of the port are configured to allow independent rotation in relation to each other. Thus, when the treatment chamber **3200** is rotated, the interconnected top cover **3218** rotates with the treatment chamber **3200** while the second end **3242** of the port remains static for the interconnection of a dust abatement device **3800**. In certain embodiments a port cover **3244** and the cover **3228** are used to seal the treatment chamber **3200** during the sealing step **8150** which are later removed for the extracting step **8250**.

[0069] In certain embodiments, shown in **Fig. 14A – Fig. 14F** for instance, the treatment chamber **3200** comprises an agitating feature **3250** within the treatment chamber **3200** to provide agitation of the sports balls and other materials placed within the chamber, wherein the agitating feature **3250** is adapted to induce mixing of the contents within the treatment chamber **3200**. In certain embodiments the treatment chamber **3200** comprises an agitating feature **3250** extending longitudinally within the treatment chamber **3200** located between the top **3210** and the bottom **3220** of the chamber, and extending radially inward from the sidewall **3205** of the chamber. In certain embodiments an agitating feature **3250** comprises an arced profile wherein a first end of

the arc and the second end of the arc are interconnected with the sidewall of the chamber, and the arced profile extends radially inward from the sidewall, wherein the agitating device **3250** is configured to displace sports balls away from the side-wall **3205** of the treatment chamber to encourage mixing during the process of treating sports balls. In certain embodiments the treatment chamber **3200** comprises a plurality of agitating features **3250**.

[0070] In certain embodiments, shown in **Fig. 14A – Fig. 14F** for instance, the treatment chamber **3200** comprises an agitating feature **3260** having at least one opening **3265** adapted to allow the silica silylate and the tumbling media to pass therethrough while preventing the passage of a sports balls therethrough. Therefore, the sports ball is separated away from the side-wall **3205** while the silica silylate and tumbling media passes through the opening **3265** of the second agitating feature **3260**. In certain embodiments the agitating feature **3260** extends longitudinally within the treatment chamber **3200** located between the top **3210** and the bottom **3220** of the chamber, and extending radially inward from the sidewall **3205** of the chamber. In certain embodiments the first end **3261** of the agitating feature comprises an angular offset **3263** from the second end **3262** of the agitating feature. Accordingly, when the treatment chamber **3200** is oriented in a horizontal orientation for instance, the agitating feature **3260** acts as a screw wherein the sports balls are directed toward the top **3210** of the treatment chamber when the treatment chamber is rotated in a first direction **3271**, and wherein the sports balls are directed toward the top **3210** of the chamber when the treatment chamber is rotated in a second direction **3272**.

[0071] Once again referencing **Fig. 13**, after the sports balls and other desired materials are added into the chamber during the loading step **8100**, the ends of the chamber are sealed in a sealing step **8150** and the chamber is agitated for a predetermined period of time for an agitating step **8170**. In certain embodiments the agitation comprises rotating the chamber about an axis for

a predetermined period of time. In certain embodiments the rotation of the chamber occurs at a rate between 0 – 60 rpm, while in certain embodiments the chamber is rotated between 10 – 15 rpm. However, in alternate embodiments, the chamber is rotated at a speed slower than 10 rpm or faster than 60 rpm.

[0072] In certain embodiments, referencing **Fig. 13 – Fig. 14F** for instance, the chamber is disposed at an angle wherein the axis of rotation **3209** is between 0 degrees and 90 degrees from horizontal for the agitating step **8170**. However, in certain embodiments it may be desired for the chamber to be disposed at an angle of 0-10 degrees. In certain embodiments the chamber is rotated for a period of time between 10 minutes to one hour. While it may be desired to rotate the chamber for 45 minutes in certain embodiments, in alternate embodiments the chamber is rotated for less than 10 minutes or more than one hour. In certain embodiments the time of treatment is based on a desired level of measured and perceived surface conditions including hydrophobicity and surface roughness.

[0073] Following the agitating step **8170**, it may be desired to pause **3700** prior to initiating a polishing **8200** step. The pause **3700** comprises a span of time typically between 24 hours and 7 days, however, in certain embodiments, the pause is less than 24 hours or longer than 7 days. In certain embodiments, a first polishing **8200** step is performed, and the sports balls are then removed for pause **3700**. Afterwards, the sports balls are reloaded into the chamber for at least one additional polishing **8200** step.

[0074] In certain embodiments, shown in **Fig. 13 – Fig. 14F** for instance, the polishing step **8200** comprises agitating **8170** the chamber while extracting **8250** the unused and excess silica silylate from the chamber. The extracting **8250** of the unused silica silylate is typically performed with a vacuum **1140** drawn through the mesh surface **3225** in the bottom of the chamber and through the port **3240** of the top cover. In certain embodiments, the port **3240** is configured to allow the

interconnection of a vacuum system such as a dust abatement **3600** or vacuum. While extraction of the dust described and shown herein flows from the bottom **3220** of the chamber towards the top **3210** of the chamber, alternate flow paths are within the spirit and scope of the present invention.

[0075] It may be desired to continue agitating **8170** the treatment chamber while drawing a vacuum **1140** to extract the silica silylate dust, and continue agitating **8170** during the polishing step **8200** to polish the surface of the sports balls while removing excess silica silylate material. In certain embodiments extracting **8250** silica silylate includes the use of a high-pressure nozzle **8270** disposed at the bottom of the chamber and is used to provide high-pressure air **1130** for the purpose of making the remaining and excess silica silylate airborne for easier extraction with a vacuum system.

[0076] In certain embodiments, shown in **Fig. 14E – Fig. 14F**, the high-pressure nozzle **8270** comprises an angle **8275** away from the axis of rotation **3209** to facilitate the use of high-pressure air to remove excess silica silylate from the surface of the sports balls. In certain embodiments it may be desired to provide high-pressure air in short bursts, while alternatively it may be desired to provide high-pressure air in a continuous manner.

[0077] In certain embodiments, shown in **Fig. 13 – Fig. 14F** for instance, the mesh surface **3225** in the bottom of the chamber is sealable wherein during the treating step **8100** the vents are in a closed position, and wherein the extracting step **8250** the air is permitted to flow therethrough and are opened for the extraction of the unused silica silylate. In certain embodiments the mesh bottom **3225** is closed with a bottom cover which is installed during loading step **8100** through the agitating steps **8170**, and removed during the extracting step **8250**. Although embodiments disclosed herein surround a mesh surface **8225** for the flow of air therethrough, the use of resealable vents are within the spirit and scope of the present invention.

[0078] In certain embodiments, shown in **Fig. 13** for instance, the extracting step **8250** is performed prior to the polishing step **8200**, however it may be desired to perform the extracting step **8250** during a portion of the polishing step **8200**, or throughout the duration of the polishing step **8200**. In certain embodiments the extracting **8250** of silica silylate further comprises the use of vacuum **1140** and high-pressure air flow through the high-pressure nozzle **1130** for a predetermined number of rotations or predetermined amount of time.

[0079] Certain embodiments further comprise a resting step wherein the sports balls are rested prior to use. The resting step allows for the silica silylate to fully bond with the sports balls and prevent premature use of the sports balls. The resting step can occur prior to or after an optional repackaging step **8360** wherein the sports balls are repackaged prior to delivery for use. The repackaging step **8360** can reuse the packaging material from which they were unpackaged, alternately new packaging material can be used. The resting step of certain embodiments comprises between 0-24 hours, while alternate embodiments comprise a time span of 24 hours to 7 days, or over 7 days. In a preferred embodiment, the resting step environment is 45-65% relative humidity and 65-75 Fahrenheit. In other embodiments, the resting step environment is 40-70% relative humidity and 60-80 Fahrenheit or 35-75% relative humidity and 50-90 Fahrenheit.

[0080] Following the resting step of certain embodiments, a brushing step **8350** is performed to remove any excess silica silylate which has not bonded to the sports ball. The brushing step **8350** can be performed in bulk such as with machinery specifically adapted to brush the sports ball, or can be done for instance by hand on an individual basis. In certain embodiments, the sports ball is loaded into a chamber with brushing media and the chamber is agitated for a period of time to remove any excess silica silylate. After the period of time, excess silica silylate is removed from the chamber using the processes described herein, and the sports ball is then removed from the

chamber. In certain embodiments, the brushing step **8350** can be performed before or after the repackaging step **8360**.

[0081] While various embodiments of the present invention have been described in detail, it is apparent that modifications and alterations of those embodiments will occur to those skilled in the art. However, it is to be expressly understood that such modifications and alterations are within the scope and spirit of the present invention. Further, the inventions described herein are capable of other embodiments and of being practiced or of being carried out in various ways. In addition, it is to be understood that the phraseology and terminology used herein is for the purposes of description and should not be regarded as limiting. The use of “including,” “comprising,” or “adding” and variations thereof herein are meant to encompass the items listed thereafter and equivalents thereof, as well as additional items.

CLAIMS

What is claimed is:

1. A method for the treatment of a sports ball with silica silylate comprising:
 - loading a treatment chamber with a plurality of sports balls;
 - loading the chamber with a predetermined amount of silica silylate;
 - agitating the chamber;
 - removing the sports balls from the chamber; and
 - resting the sports balls for a second period of time.
2. The method of claim 1, further comprising removing at least a portion of the silica silylate from the chamber.
3. The method of claim 1, further comprising loading the chamber with tumbling media prior to agitating the chamber for a first period of time.
4. The method of claim 3, further comprising loading the chamber with an antistatic agent.
5. The method of claim 4, wherein the antistatic agent comprises polyethylene glycol and the tumbling media comprises HDPE.
6. The method of claim 1, wherein agitating of the chamber comprises rotating the chamber about a first axis.
7. The method of claim 6, wherein rotating of the chamber occurs at a rate of about 10 to 15 rpm.
8. The method of claim 2, further comprising agitating the chamber during the removal of at least a portion of the silica silylate from the chamber.
9. The method of claim 2, wherein removing at least a portion of the silica silylate from the chamber comprises drawing a vacuum to induce air flow from the chamber.

10. The method of claim 9, further comprising streaming air into the chamber, wherein the air stream causes at least a portion of the silica silylate to become airborne.
11. The method of claim 10, wherein the stream of air is directed at an angle to an axis of rotation of the chamber.
12. The method of claim 1, wherein the second period of time is about 12 to 36 hours, about 1 to 4 days, or about 5 to 10 days.
13. The method of claim 1, further comprising brushing the exterior surface of at least one of the plurality of sports balls after the second period of time to remove at least a portion of silica silylate.
14. The method of claim 1, further comprising:
 - loading at least a portion of the plurality of sports balls into a chamber after the second period of time;
 - agitated the chamber to remove at least a portion of silica silylate from the treated surface of the sports balls; and
 - removing the sports balls from the chamber.
15. The method of claim 1, wherein at least a portion of the silica silylate in the chamber has a maximum diameter of about 1 to 100 nanometers, about 100 to 2500 nanometers, or about 1 and 1000 micrometers.
16. The method of claim 1, further comprising extracting at least a portion of silica silylate from the chamber by vacuum pressure prior to removing the sports balls from the chamber.
17. The method of claim 1, further comprising testing a treated surface of at least one of the plurality of sports balls to determine the treatment result of the at least one sports ball.

18. The method of claim 17, wherein the testing evaluates at least one of hydrophobicity, surface roughness, tackiness, color, surface gloss, or surface reflectivity.
19. A method for treating sports balls with silica silylate comprising:
 - loading a chamber with a plurality of sports balls;
 - loading the chamber with silica silylate;
 - agitating the chamber for a first period of time to apply silica silylate to an exterior surface of the sports balls;
 - agitating the chamber for a second period of time while applying a vacuum to the chamber to remove at least a portion of silica silylate from the chamber; and
 - removing the sports balls from the chamber.
20. A method for treating sports balls with silica silylate comprising:
 - loading a first chamber with a plurality of sports balls;
 - loading the first chamber with silica silylate;
 - agitating the first chamber to apply silica silylate to an exterior surface of the sports balls;
 - removing the sports balls from the first chamber;
 - resting the sports balls for about 1 to 10 days;
 - loading a second chamber with the sports balls;
 - agitating the second chamber to remove at least a portion of silica silylate from the exterior surface of the sports balls;
 - removing the sports balls from the second chamber; and
 - testing the exterior surface of at least one of the sports balls to determine the treatment results of the plurality of sports balls.

1/16

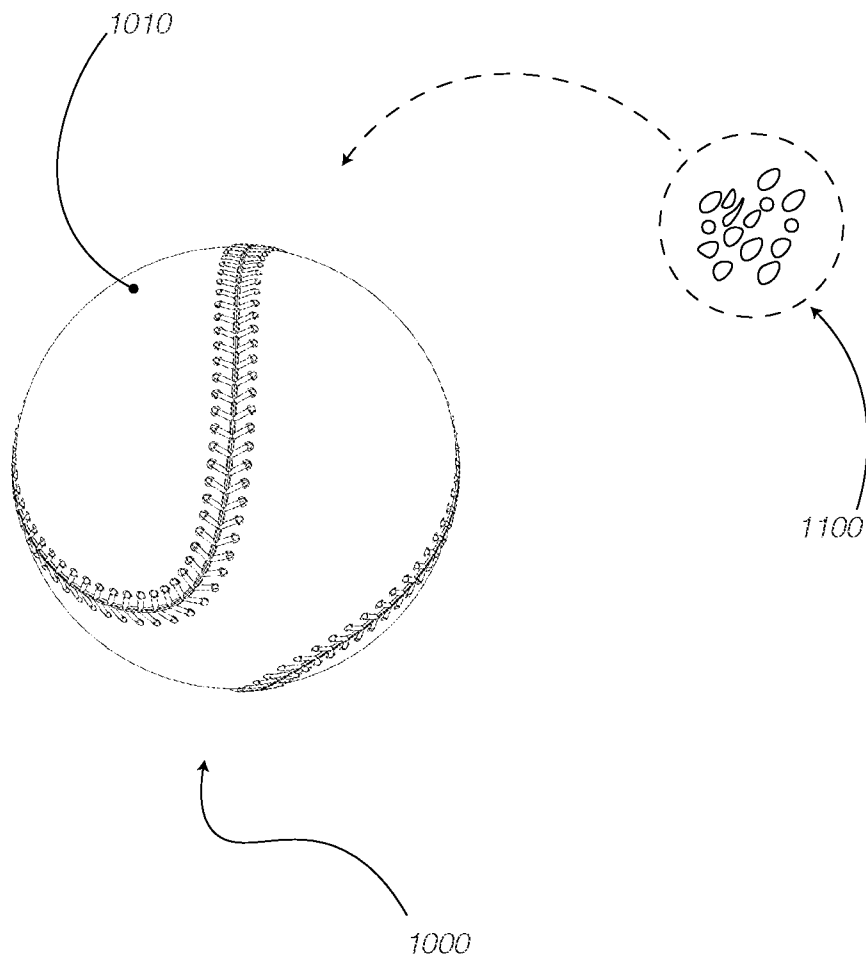


FIG. 1

2/16

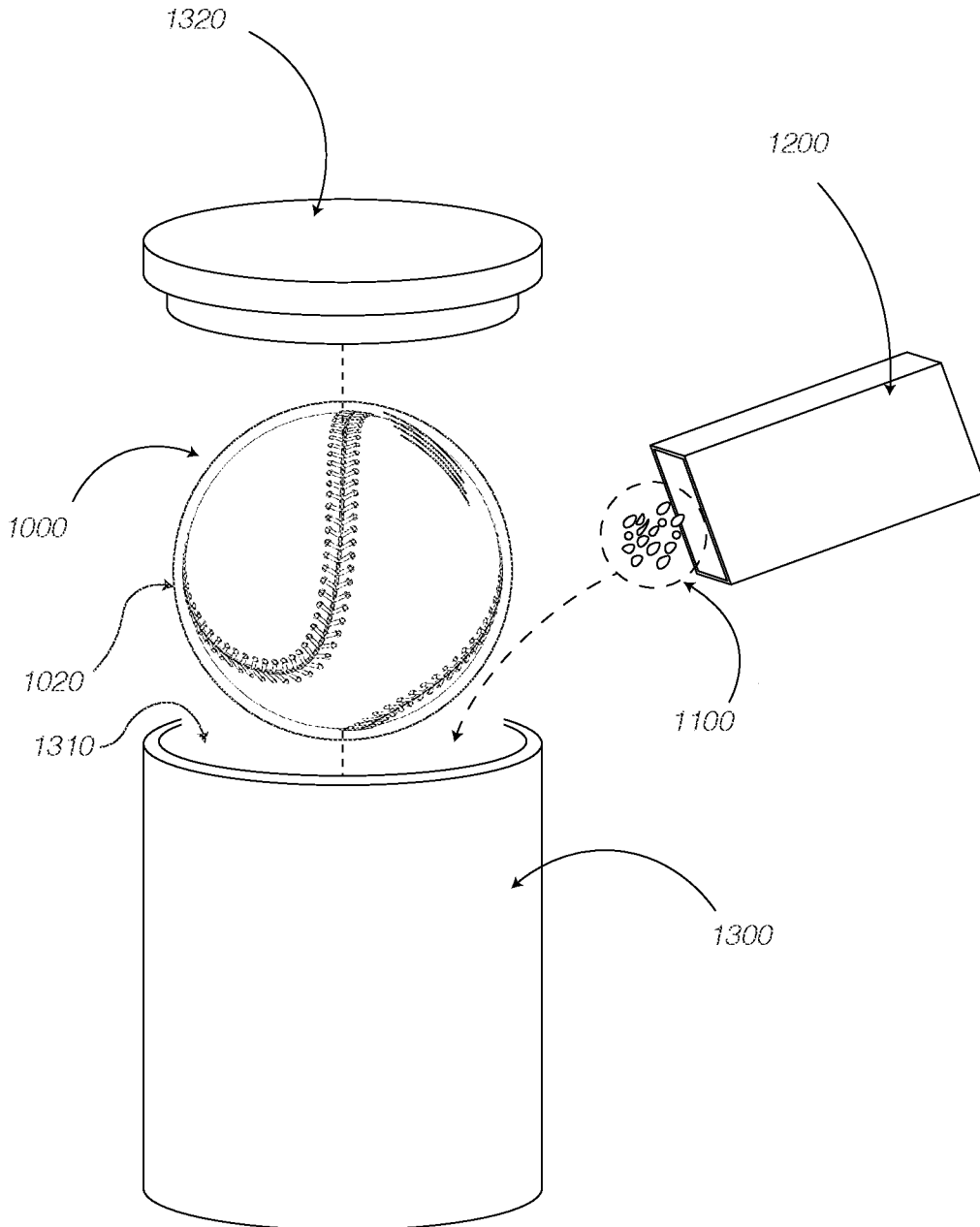


FIG. 2

3/16

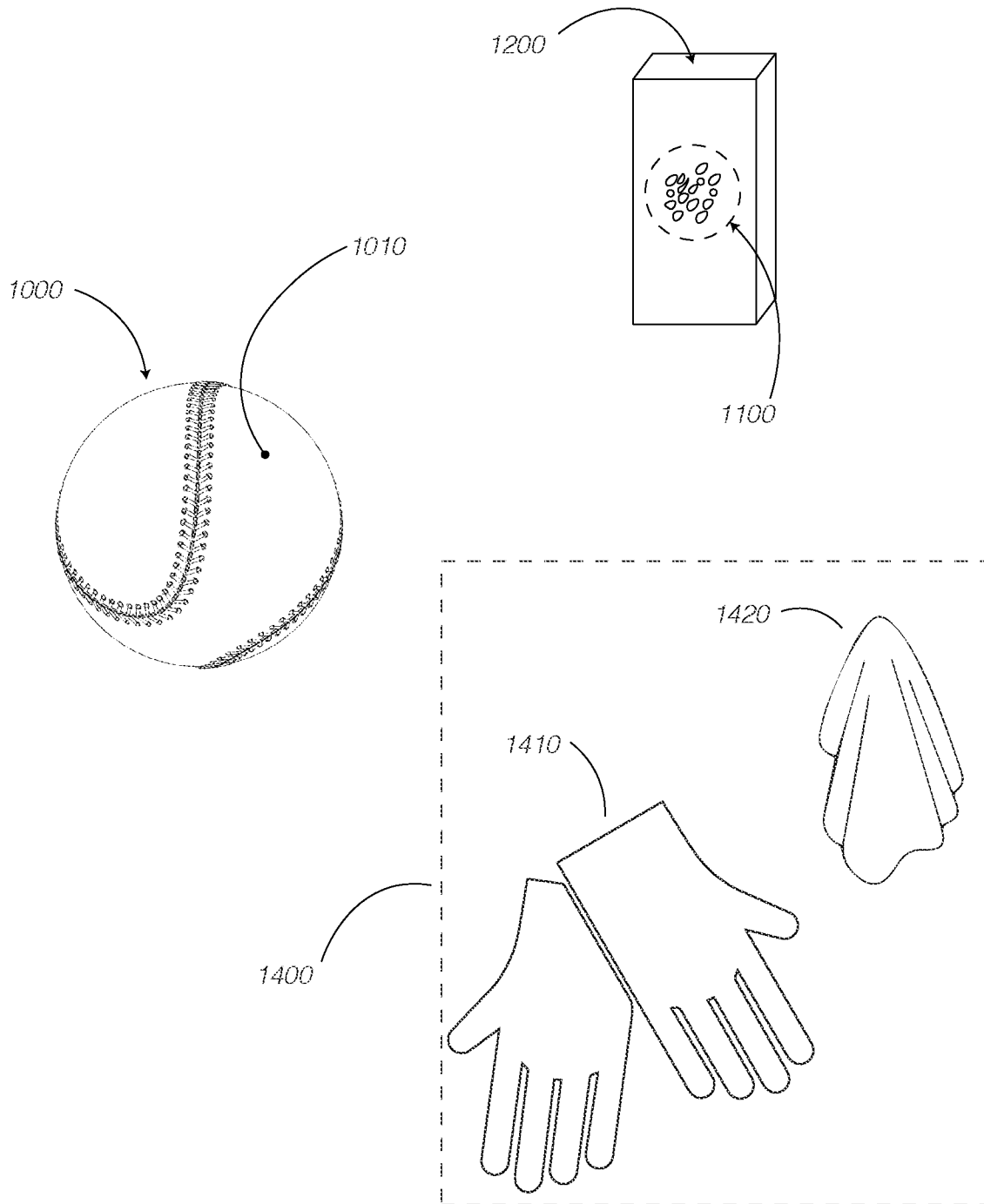
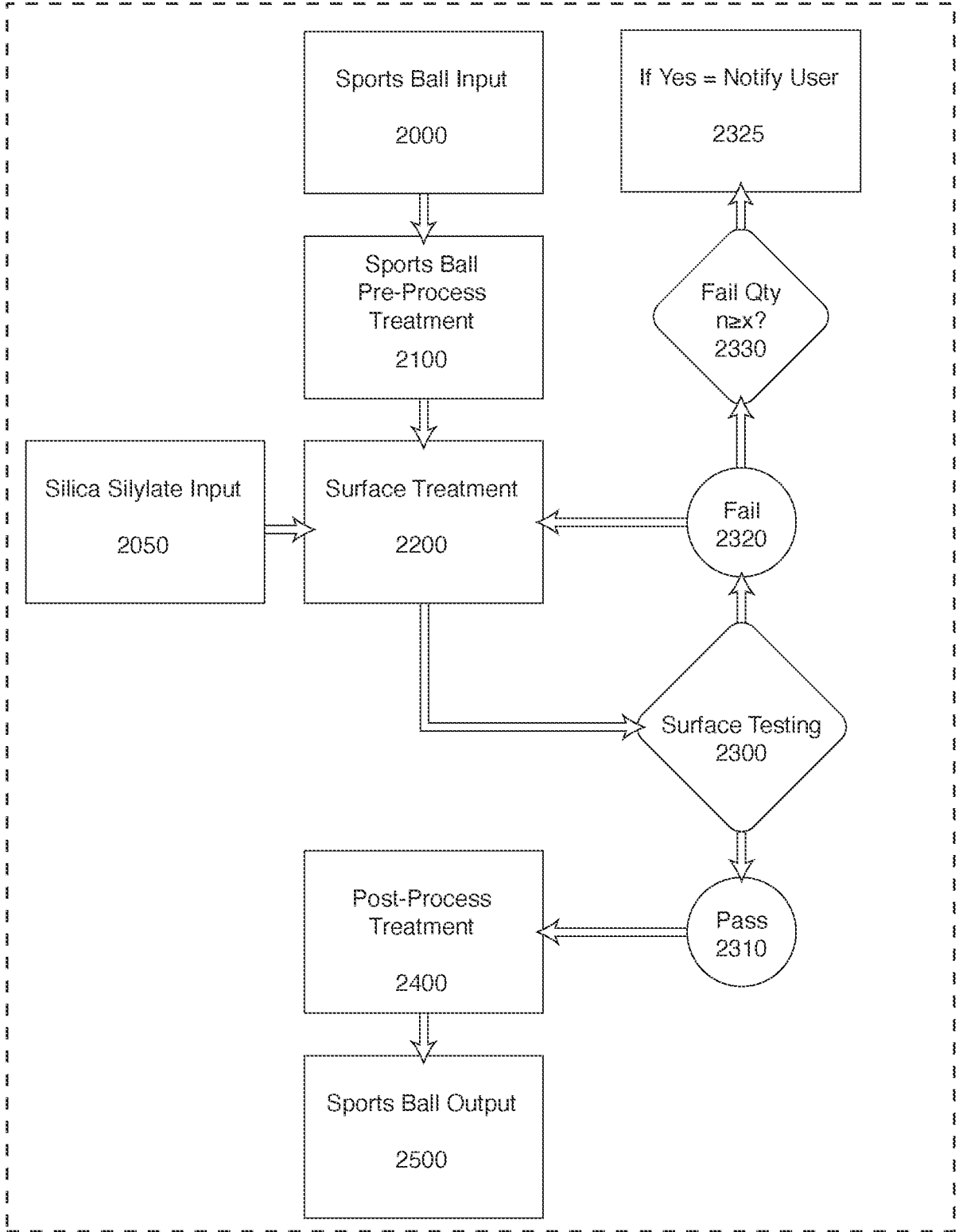


FIG. 3

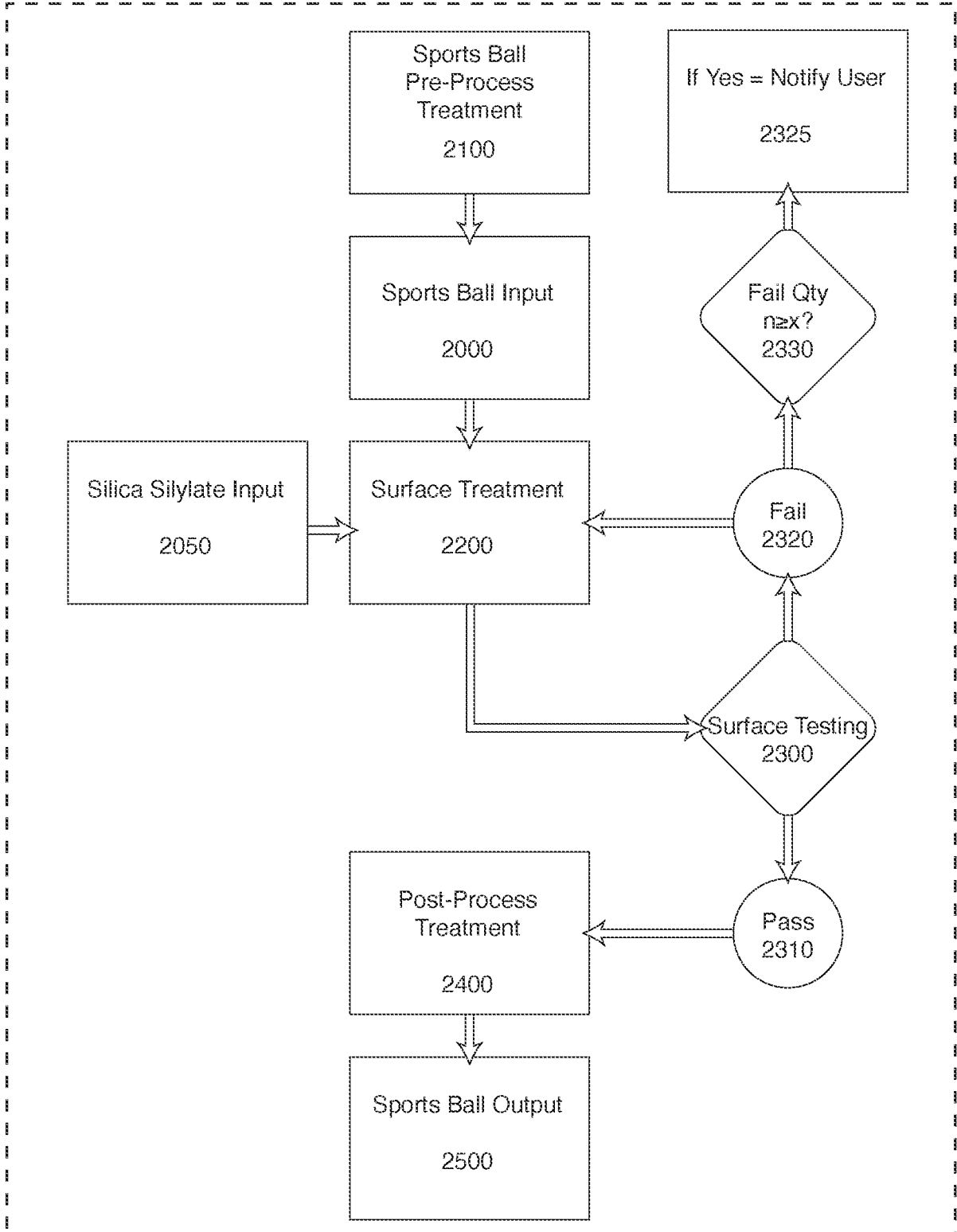
4/16



200 ↗

FIG. 4A

5/16



200 ↗

FIG. 4B

6/16

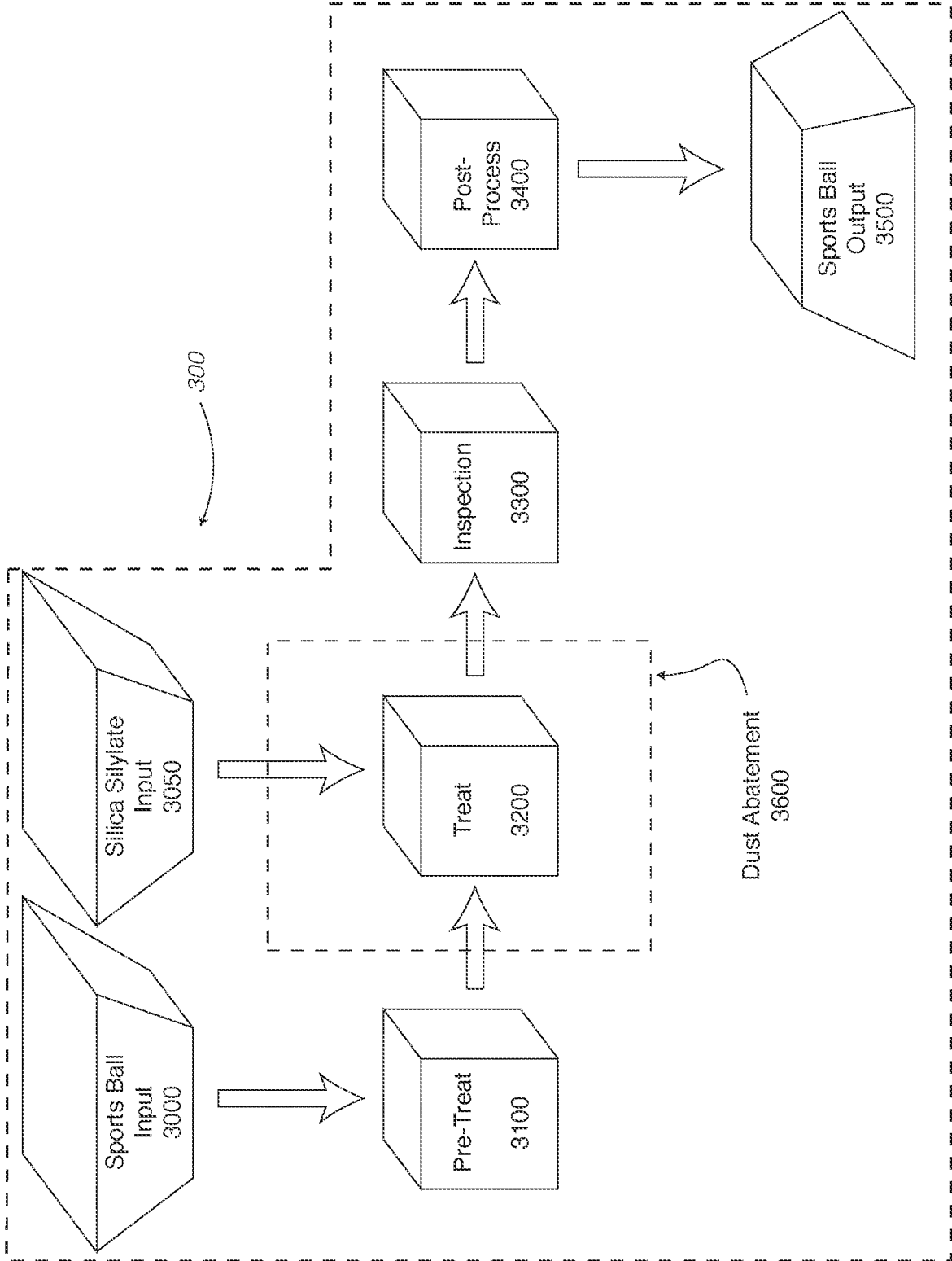


FIG. 5

7/16

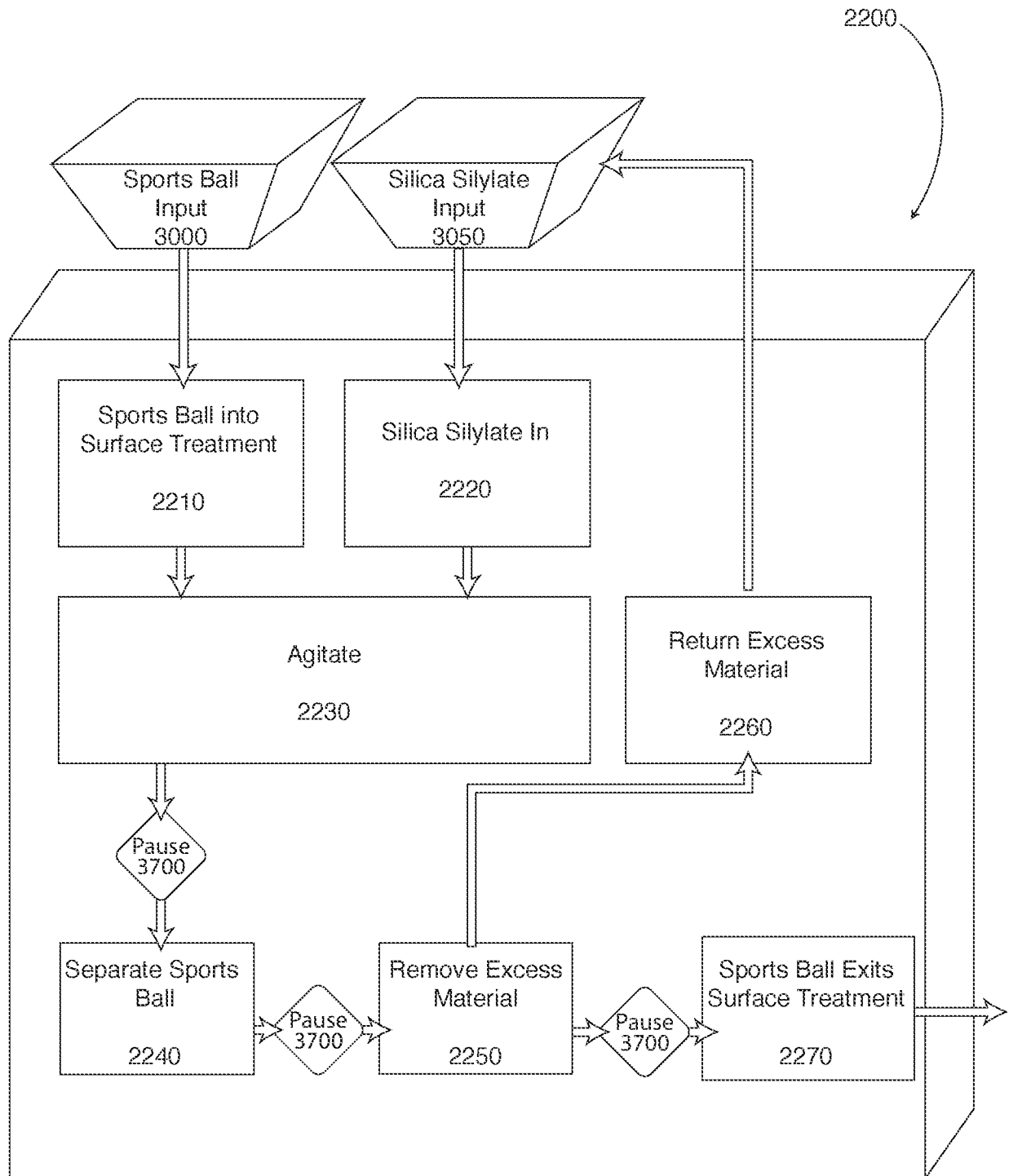


FIG. 6

8/16

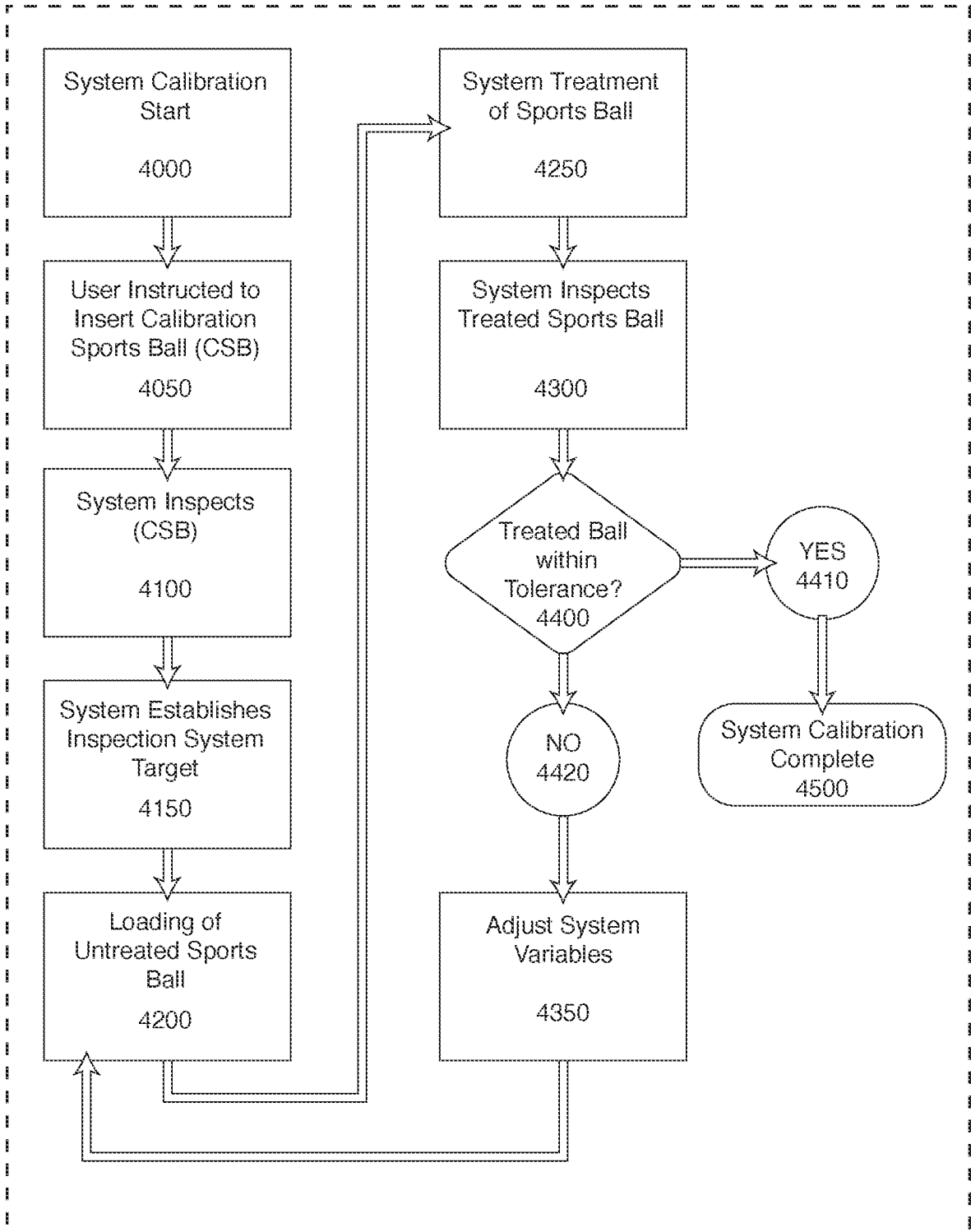


FIG. 7

400

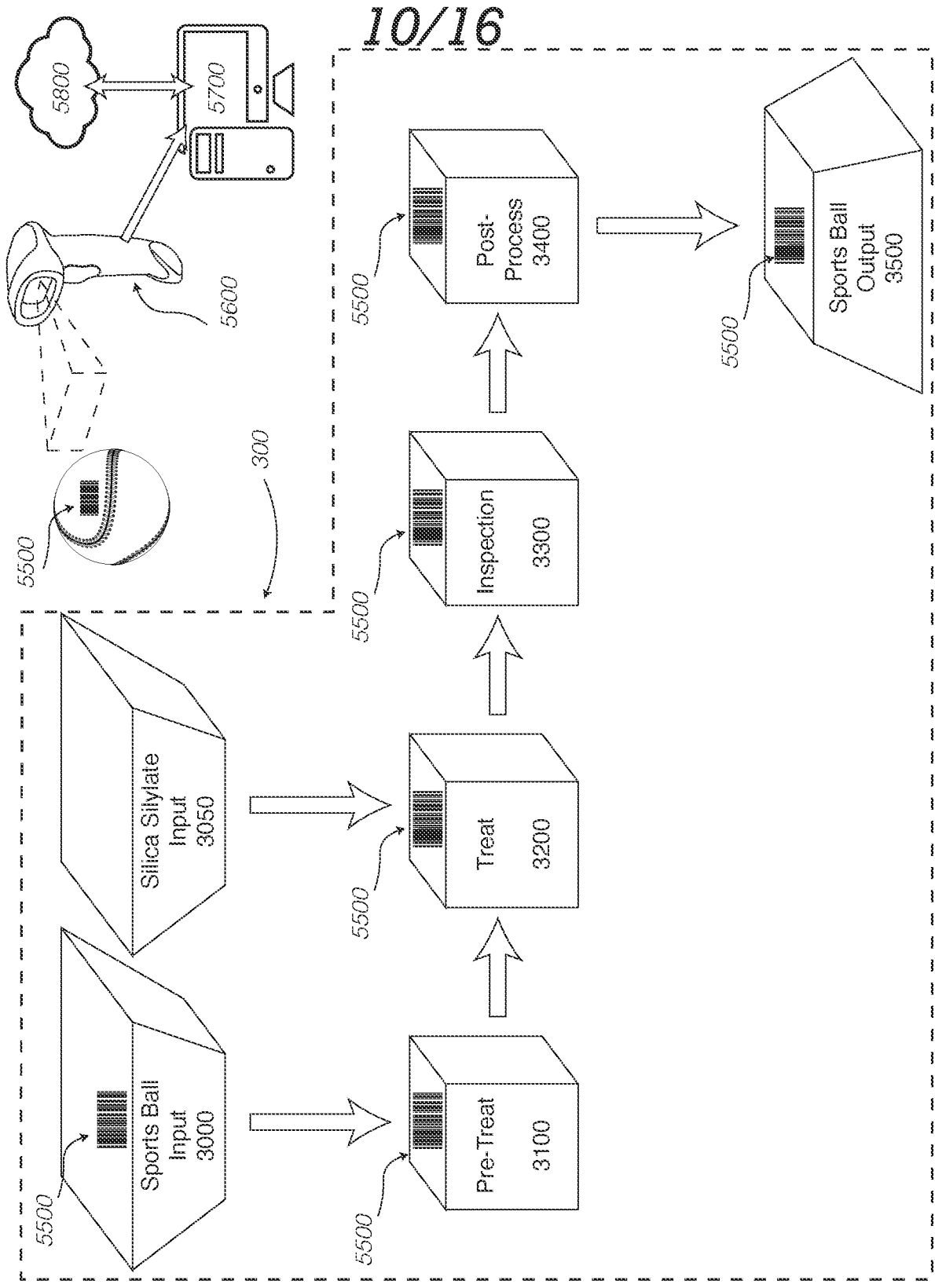


FIG. 9

11/16

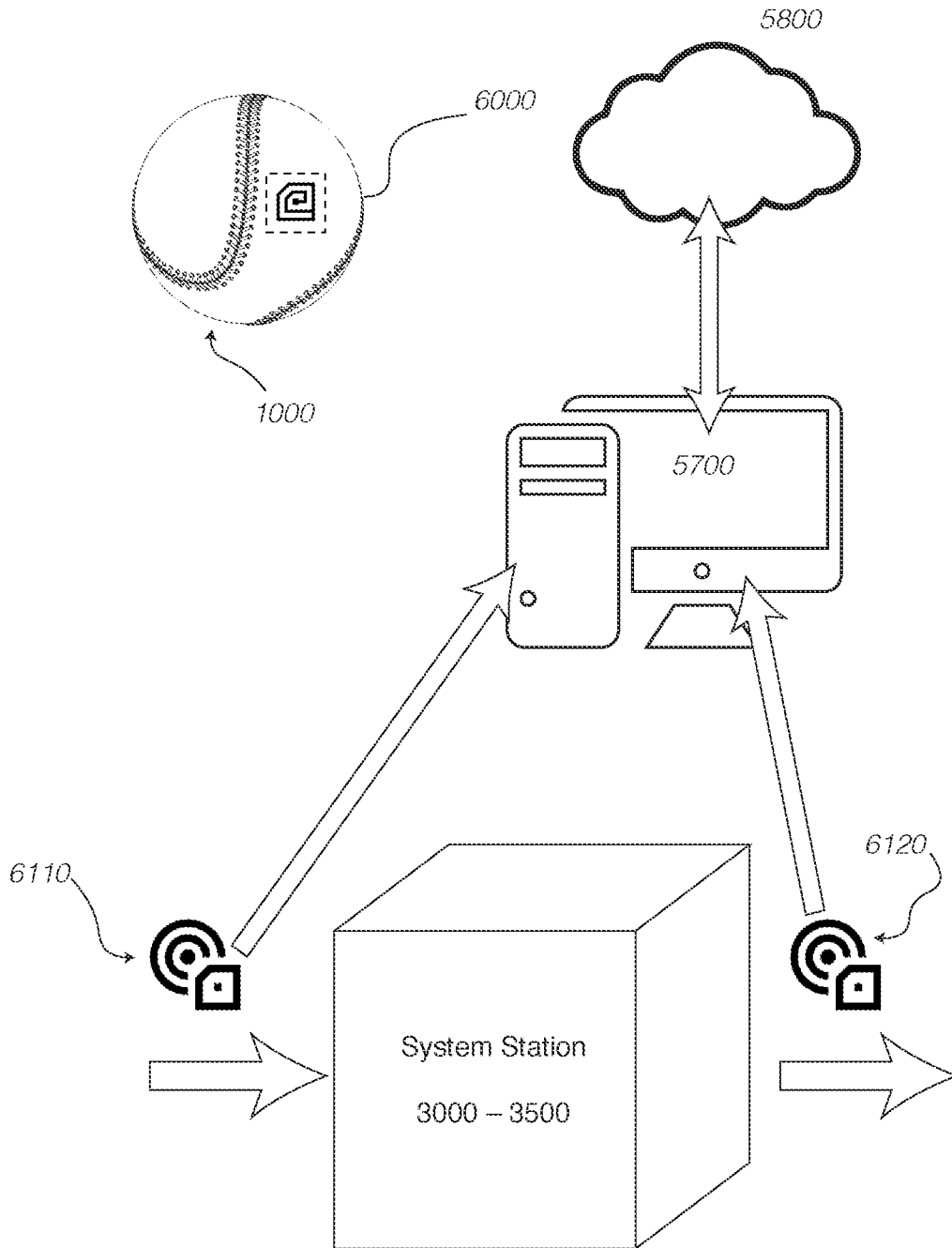


FIG. 10

12/16

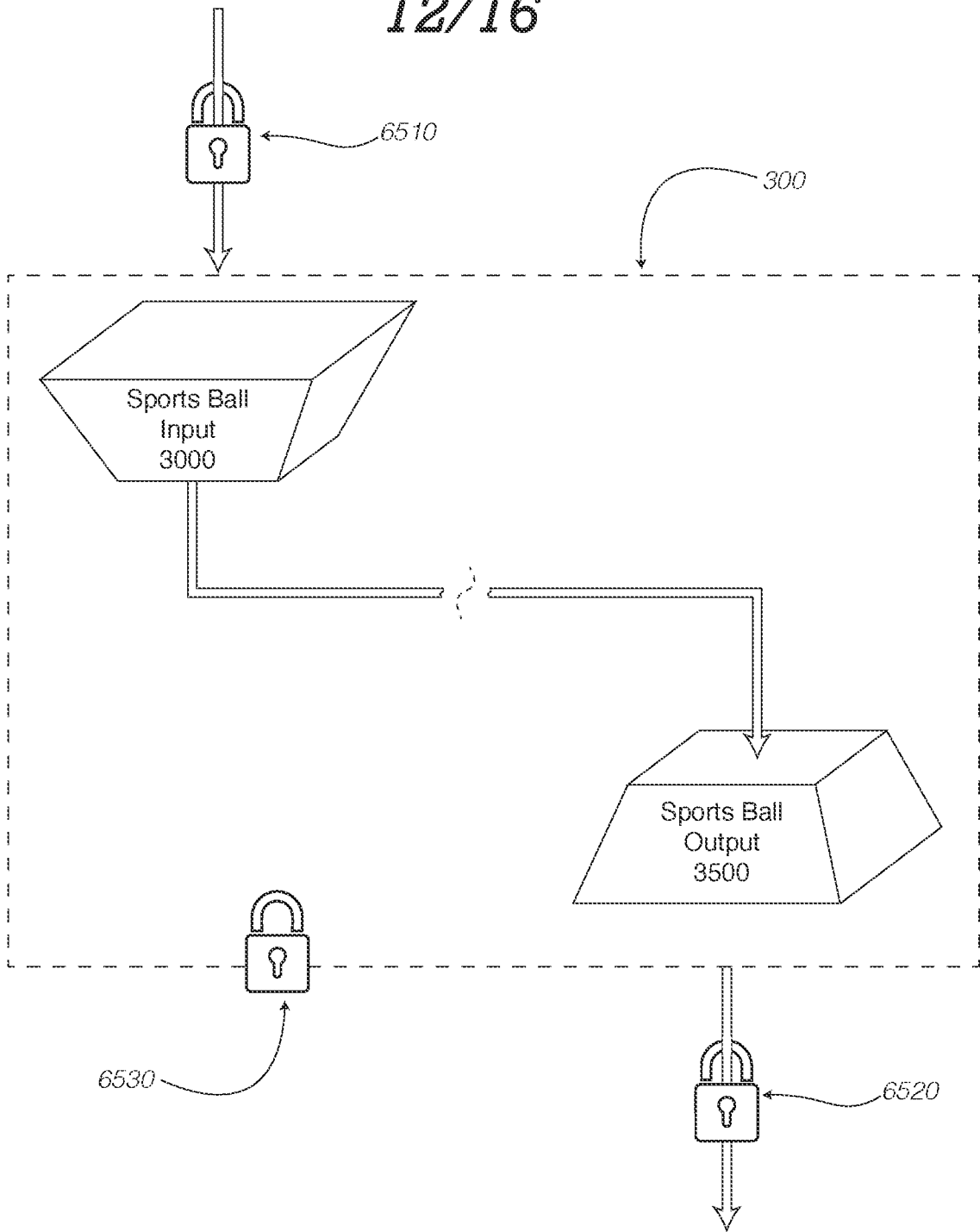


FIG. 11

13/16

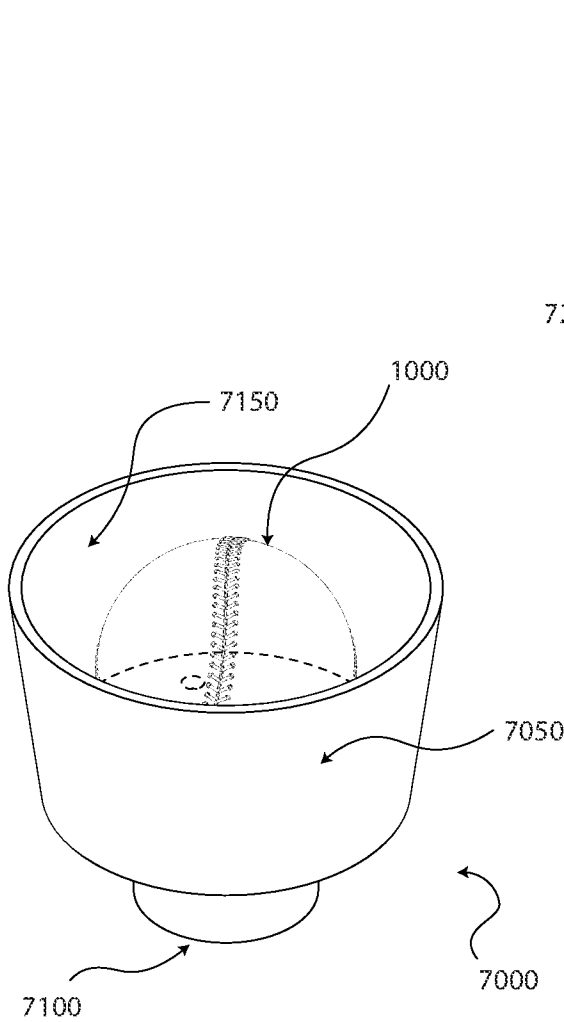


FIG. 12A

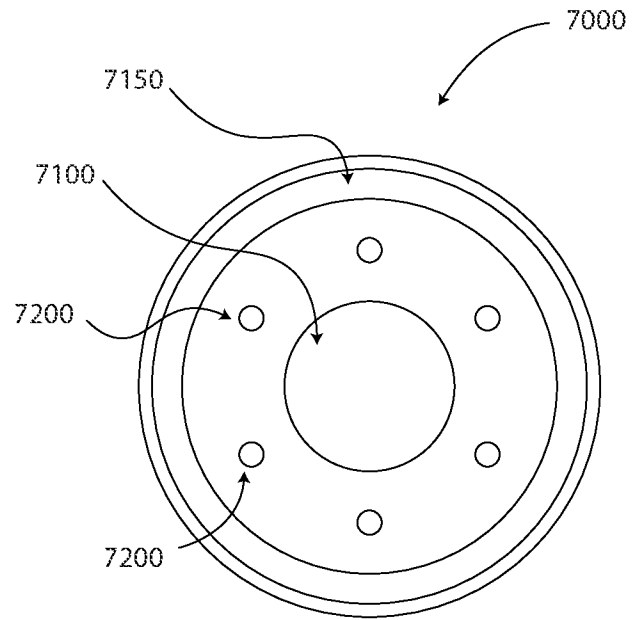


FIG. 12B

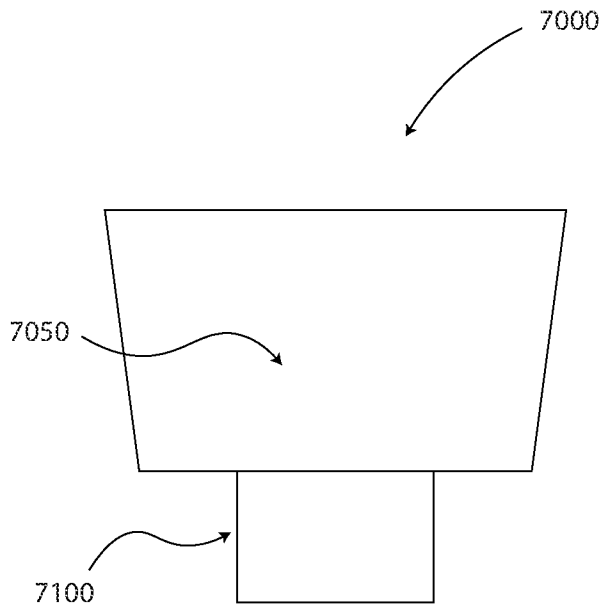


FIG. 12C

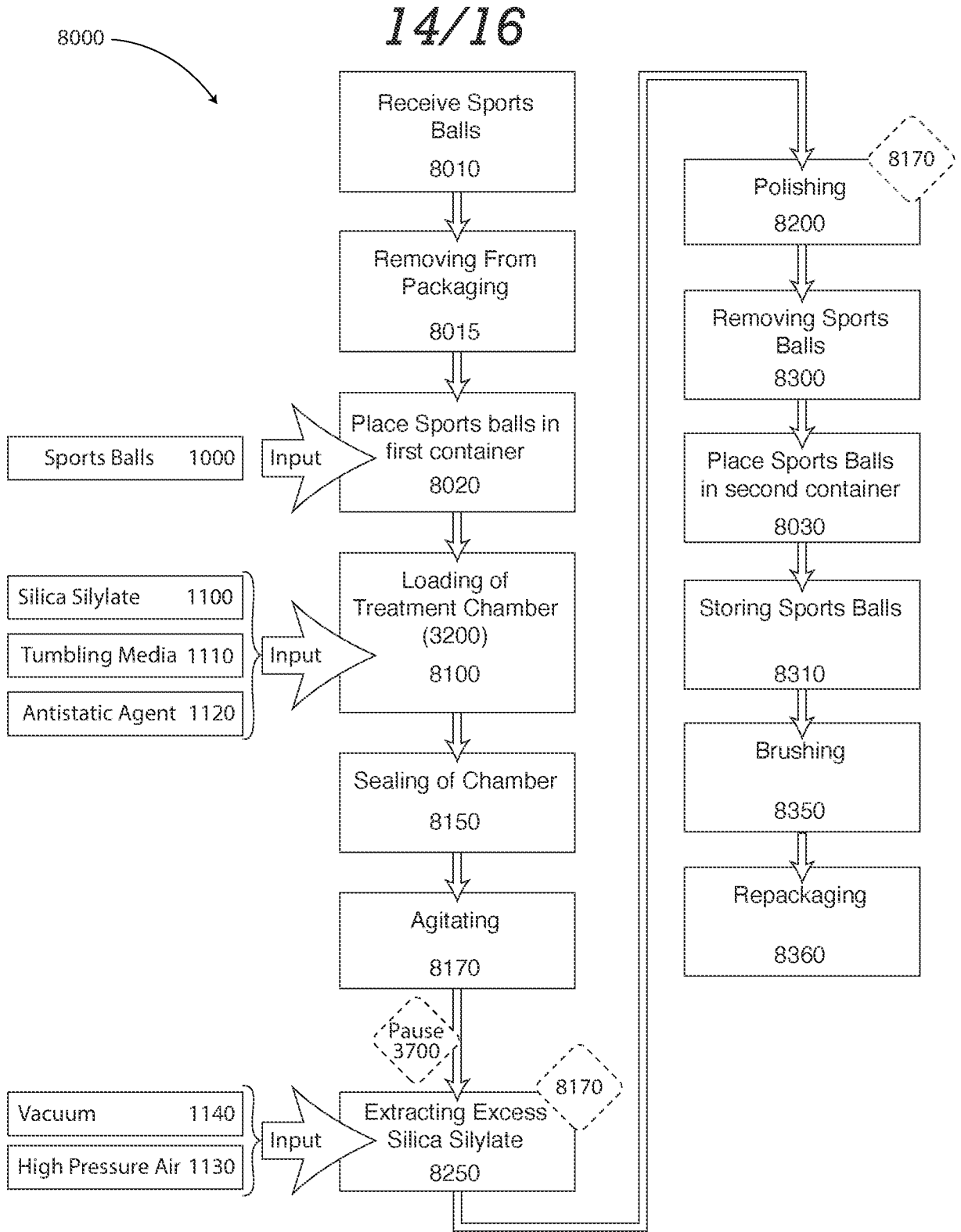


FIG. 13

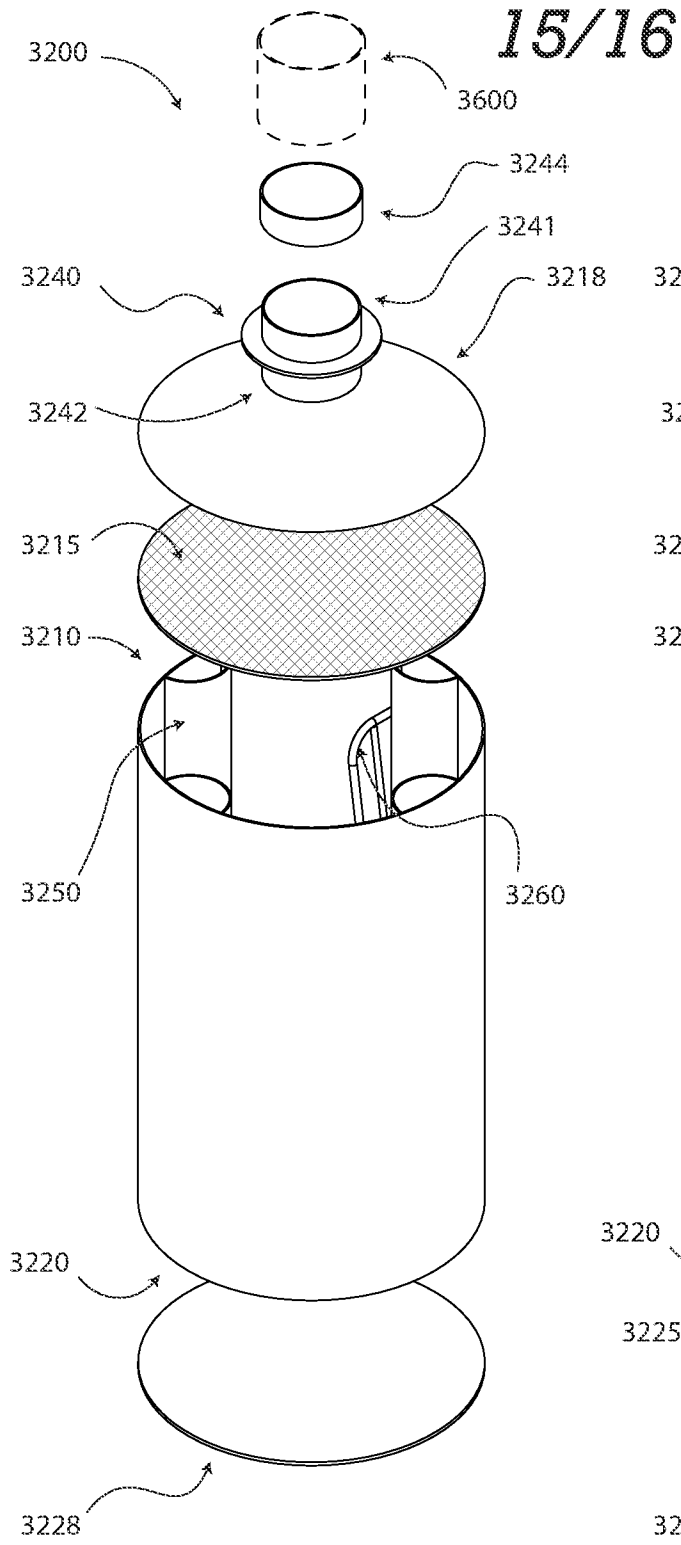


FIG. 14A

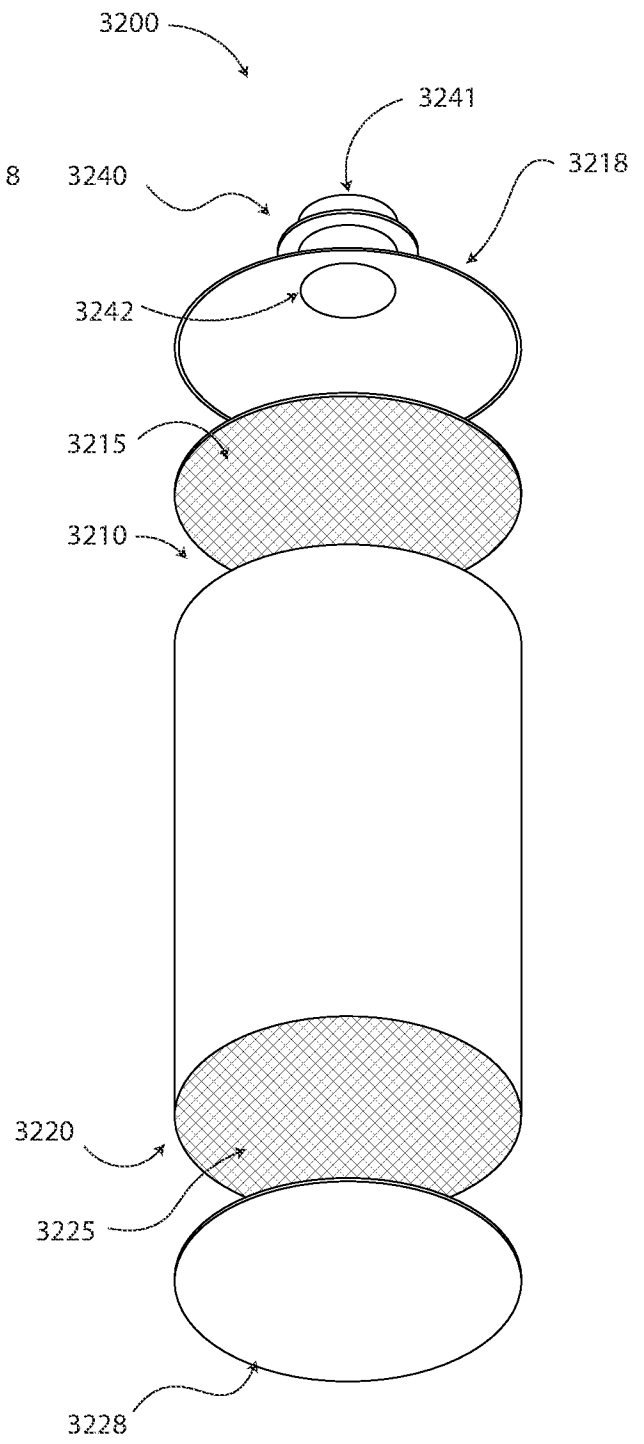


FIG. 14B

16/16

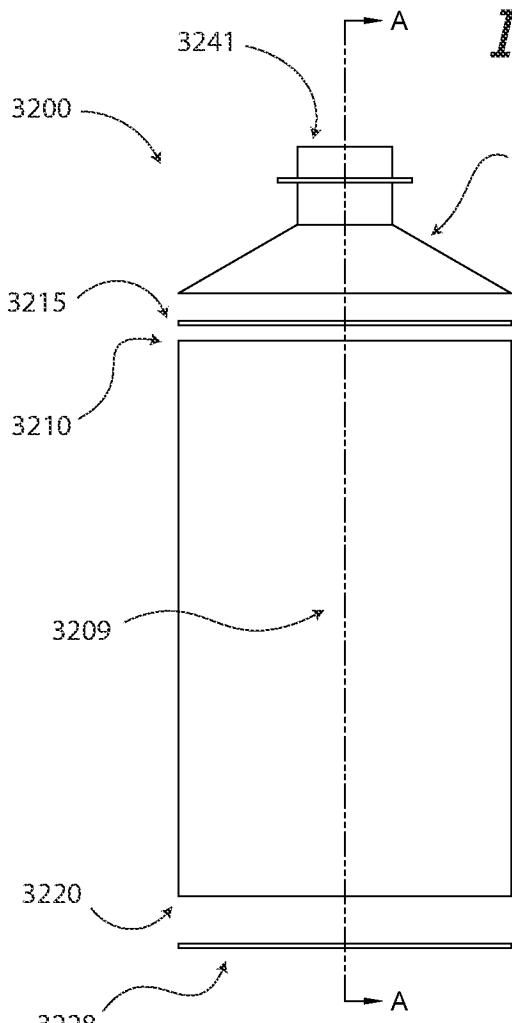
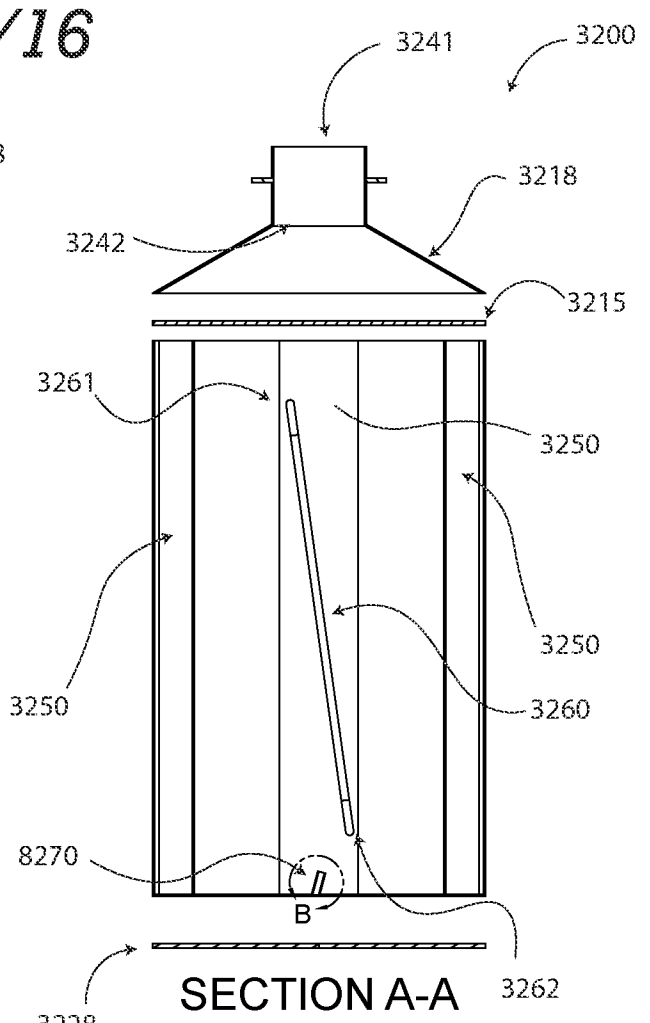


FIG. 14C



SECTION A-A
FIG. 14D

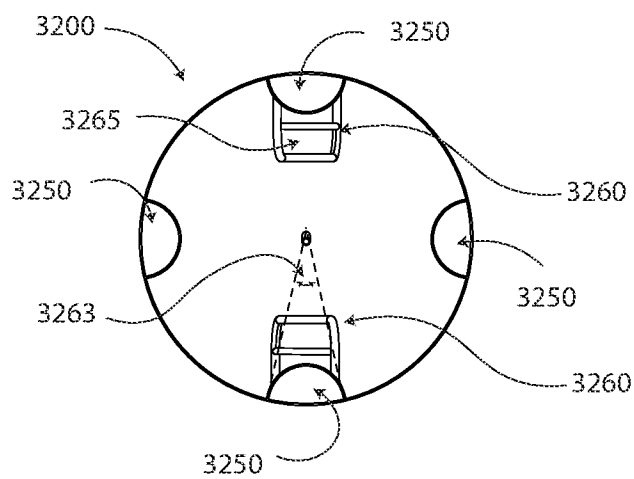
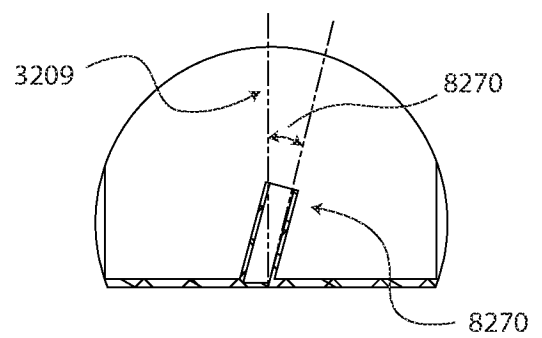


FIG. 14E



DETAIL B

FIG. 14F