



US00D440329S

(12) **United States Design Patent** (10) **Patent No.:** **US D440,329 S**
Madanat (45) **Date of Patent:** **** Apr. 10, 2001**

(54) **ELECTRIC LAMP**

(76) Inventor: **Nick Madanat**, 4101 Lincoln Way, Unit 102, San Francisco, CA (US) 94122

(**) Term: **14 Years**

(21) Appl. No.: **29/126,805**

(22) Filed: **Jul. 25, 2000**

(51) **LOC (7) Cl.** **26-06**

(52) **U.S. Cl.** **D26/3; D10/115**

(58) **Field of Search** D10/115; D26/1, D26/2, 3, 26; 313/315, 317, 318, 485, 493; 362/806, 216

(56) **References Cited**

U.S. PATENT DOCUMENTS

D. 273,999 * 5/1984 Chapman et al. D26/3
D. 288,721 * 3/1987 Pai D26/3

* cited by examiner

Primary Examiner—Marcus A. Jackson

(74) *Attorney, Agent, or Firm*—Ray K. Shahani, Esq.

(57) **CLAIM**

I claim the ornamental design for an electric lamp, as shown and described.

DESCRIPTION

This application is related to and filed concurrently with co-pending U.S. application Ser. No. 29/126,807—Jul. 25, 2000.

FIG. 1 is a perspective view as seen from the top, lower and right side of an electric lamp showing our new design;

FIG. 2 is front view thereof;

FIG. 3 is a rear view thereof;

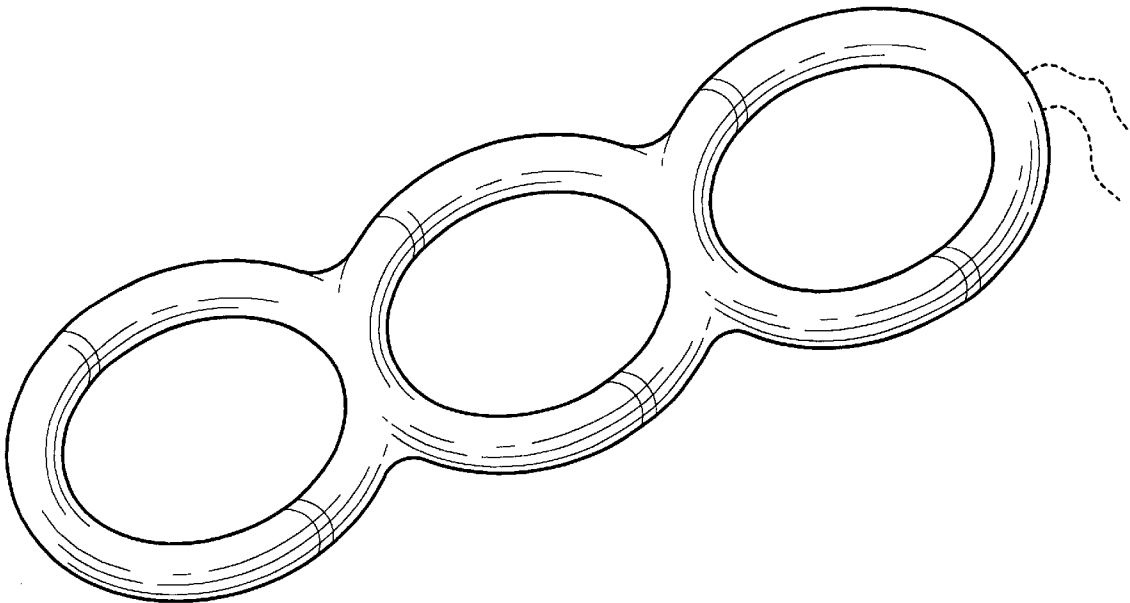
FIG. 4 is a right side view thereof;

FIG. 5 is a left side view thereof;

FIG. 6 is a front view thereof (unclaimed traffic signal environmental structure being shown in broken lines); and, FIG. 7 is a right side view thereof (unclaimed traffic signal environmental structure being shown in broken lines).

The broken lines showing traffic signals are for illustrative purposes only and form no part of the claimed design.

1 Claim, 4 Drawing Sheets



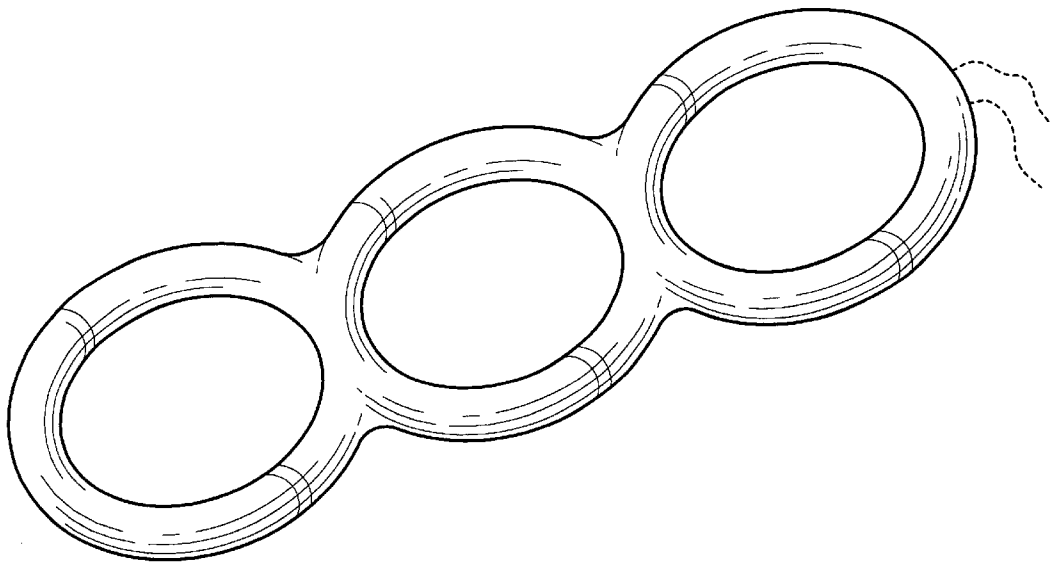


FIG. 1

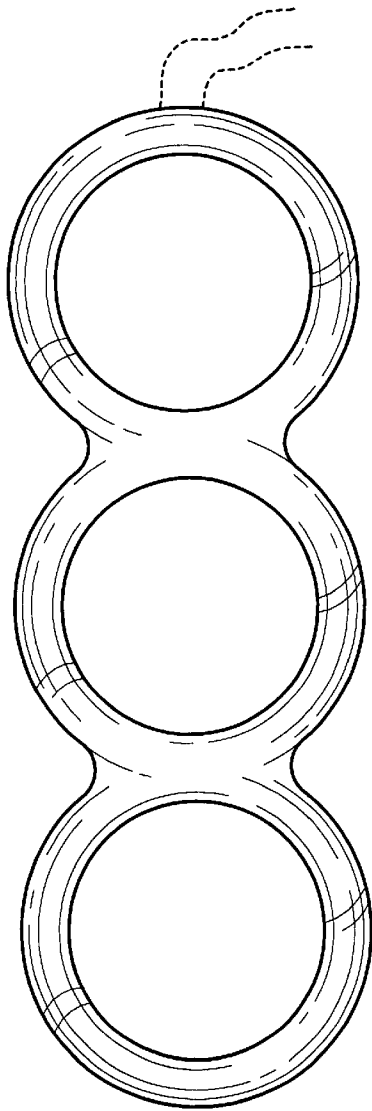


FIG. 2

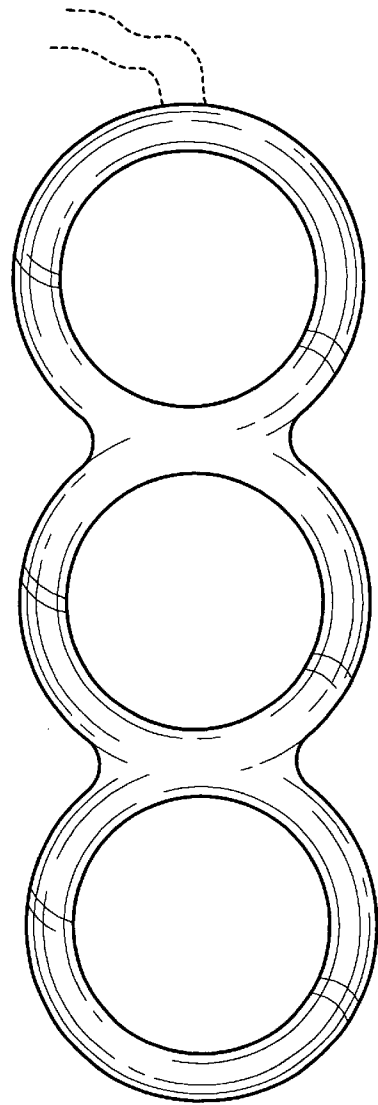


FIG. 3

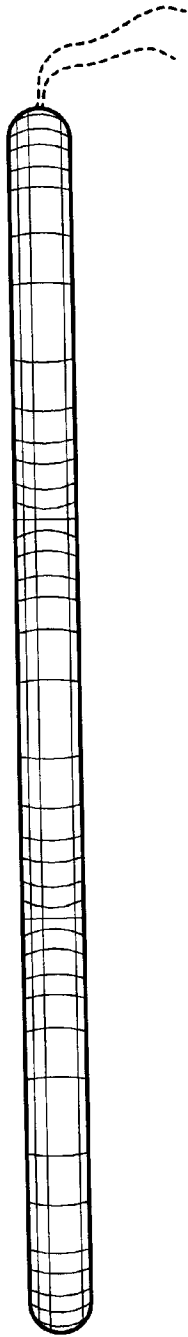


FIG. 4

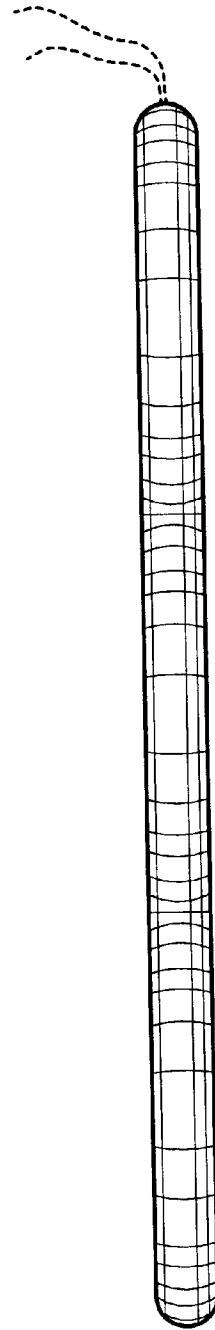


FIG. 5

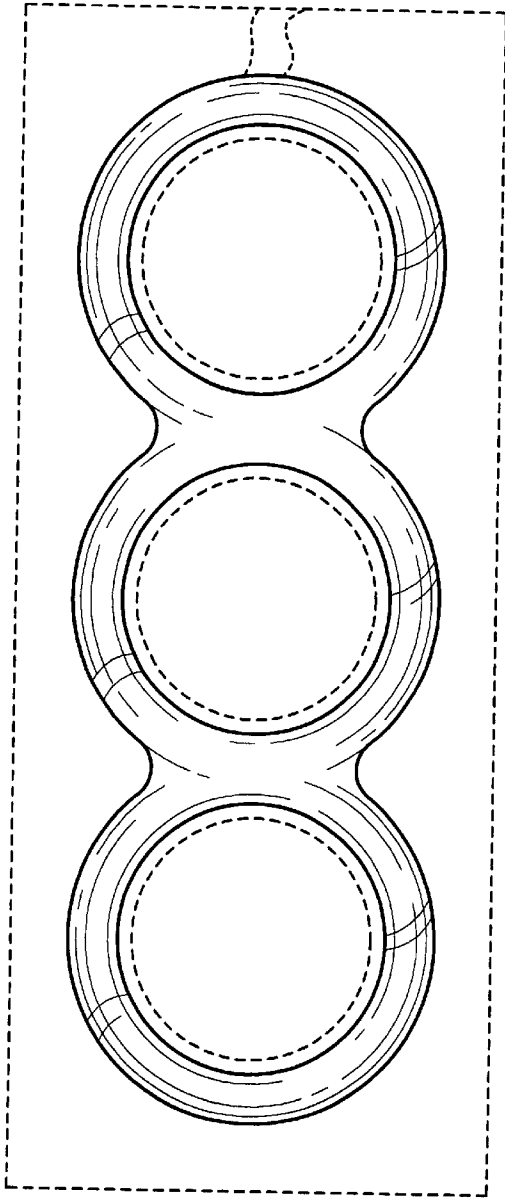


FIG. 6

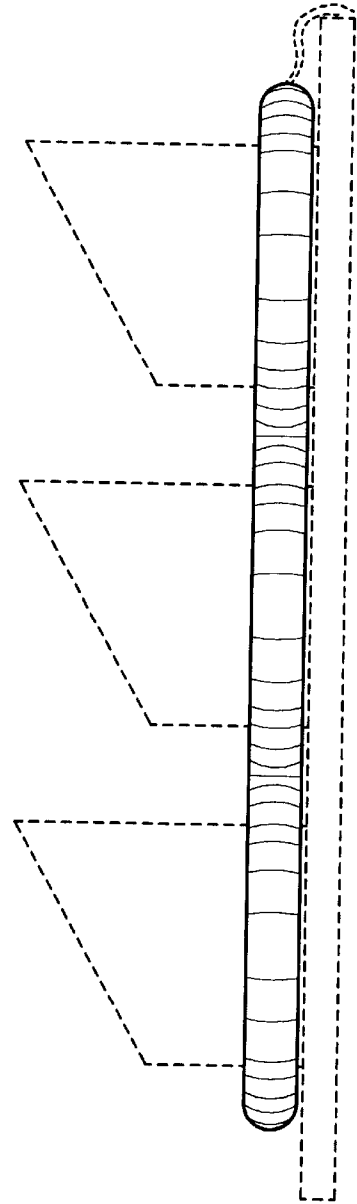


FIG. 7