



US00D578043S

(12) **United States Design Patent**  
**Idei**

(10) **Patent No.:** **US D578,043 S**

(45) **Date of Patent:** **\*\* Oct. 7, 2008**

(54) **FORK BRACE FOR A MOTORCYCLE**

(75) Inventor: **Shoji Idei**, Kakogawa (JP)

(73) Assignee: **Kawasaki Jukogyo Kabushiki Kaisha**,  
Hyogo (JP)

(\*\*) Term: **14 Years**

(21) Appl. No.: **29/273,809**

(22) Filed: **Mar. 13, 2007**

(30) **Foreign Application Priority Data**

Sep. 19, 2006 (JP) ..... 2006-024956

(51) **LOC (8) Cl.** ..... **12-11**

(52) **U.S. Cl.** ..... **D12/118**

(58) **Field of Classification Search** ..... D12/110,  
D12/114, 117, 118, 223; 180/219; 280/274-280,  
280/281.1, 288.1-288.4

See application file for complete search history.

(56) **References Cited**

**U.S. PATENT DOCUMENTS**

D305,749 S \* 1/1990 Jorgensen ..... D12/117  
5,715,903 A \* 2/1998 Summers et al. .... 180/219  
D547,243 S \* 7/2007 Matsumura et al. .... D12/118

**OTHER PUBLICATIONS**

J & P Cycles Keeping the World on 2 Wheels® 2001 catalog, fork  
braces on p. 507.\*

Custom Chrome® 2004 catalog, fork braces on pp. 15.36, and Fork  
Skins™ for 39mm Forks by KuryAkyn™ on p. 15.41.\*  
Chrome Specialties Inc. 2001 catalog, fork braces and Tweek Bar on  
p. 489.\*

\* cited by examiner

*Primary Examiner*—Cathron Brooks

*Assistant Examiner*—Linda Brooks

(57) **CLAIM**

The ornamental design for a fork brace for a motorcycle, as  
shown and described.

**DESCRIPTION**

FIG. 1 is a front elevational view of a fork brace for a motor-  
cycle showing my new design;

FIG. 2 is a left side elevational view thereof;

FIG. 3 is a top plan view thereof;

FIG. 4 is a bottom plan view thereof,

FIG. 5 is a perspective view thereof; and,

FIG. 6 is a view of the fork brace for a motorcycle from the left  
side of a front portion of the motorcycle, shown on a reduced  
scale and in position of use.

A rear elevational view is a mirror image of FIG. 1 and a right  
side elevational view is a mirror image of FIG. 2.

The broken line showing of the environment is for illustrative  
purposes only and forms no part of the claimed design.

**1 Claim, 6 Drawing Sheets**

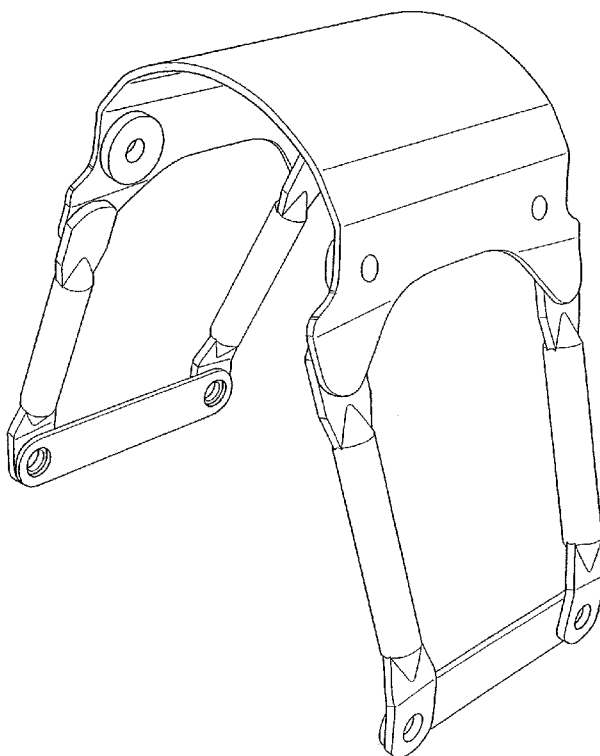


Fig.1

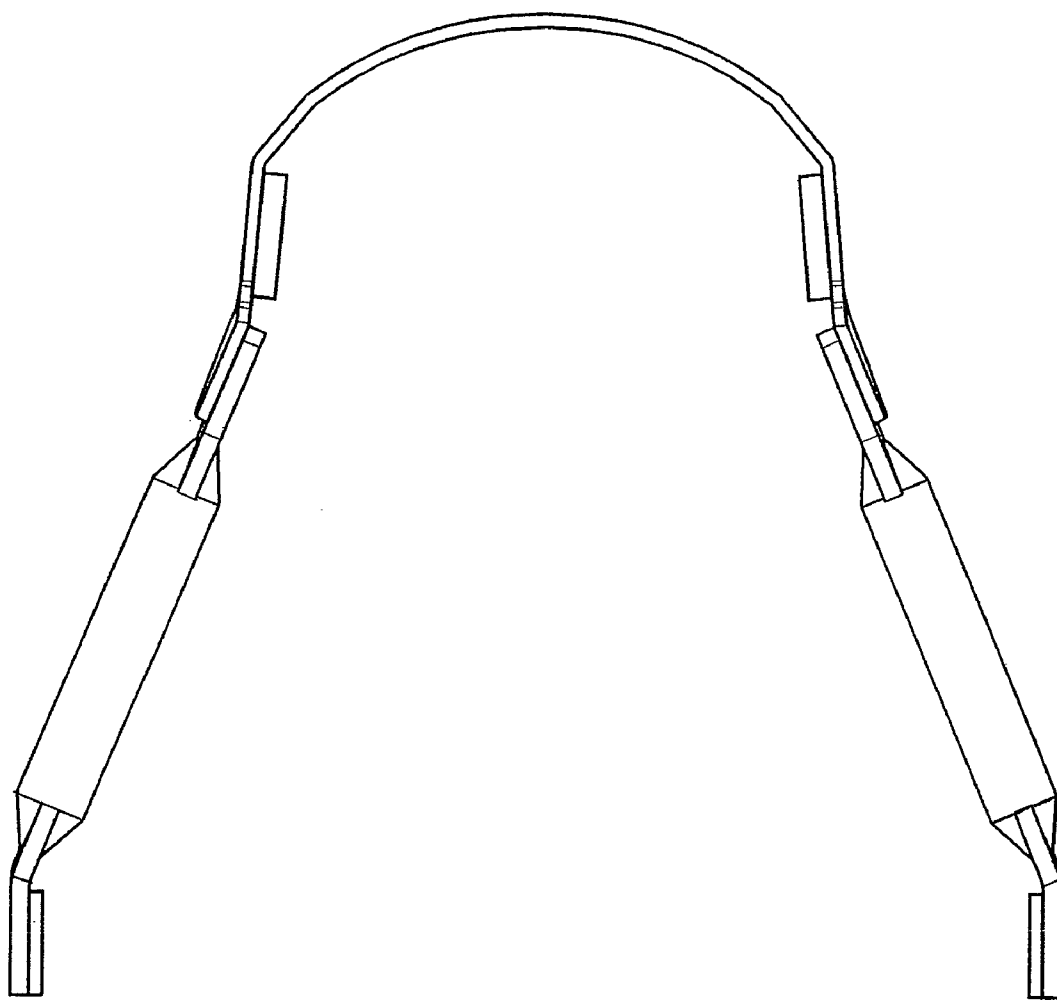


Fig.2

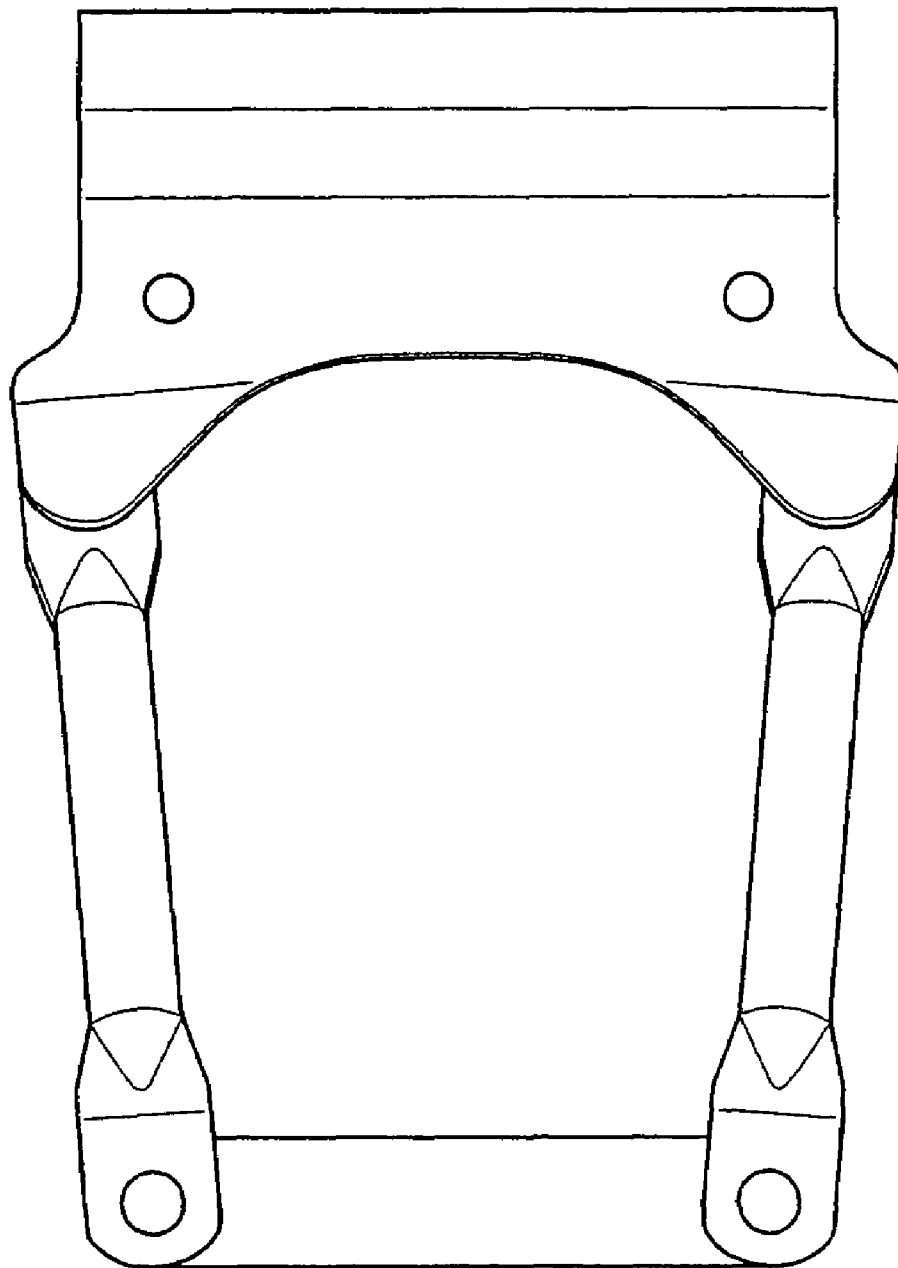


Fig.3

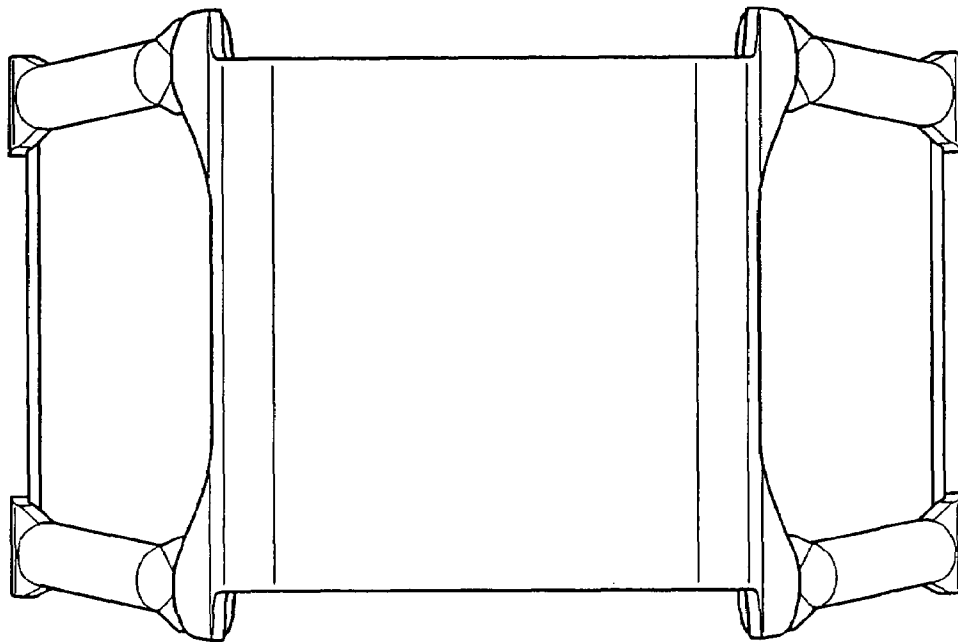


Fig.4

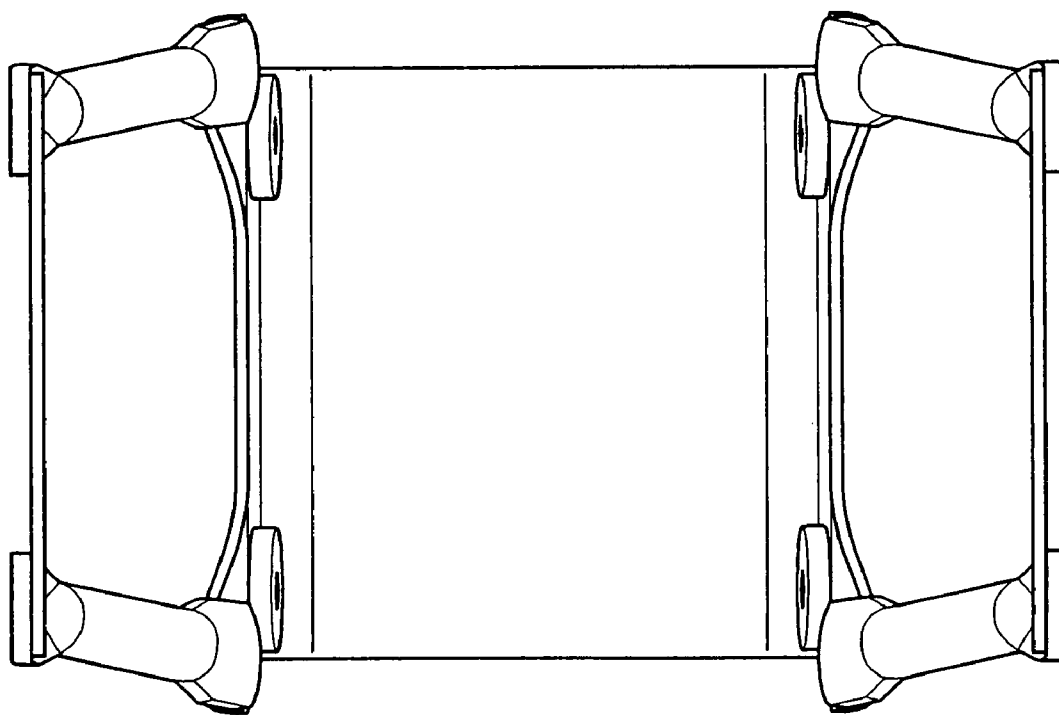


Fig.5

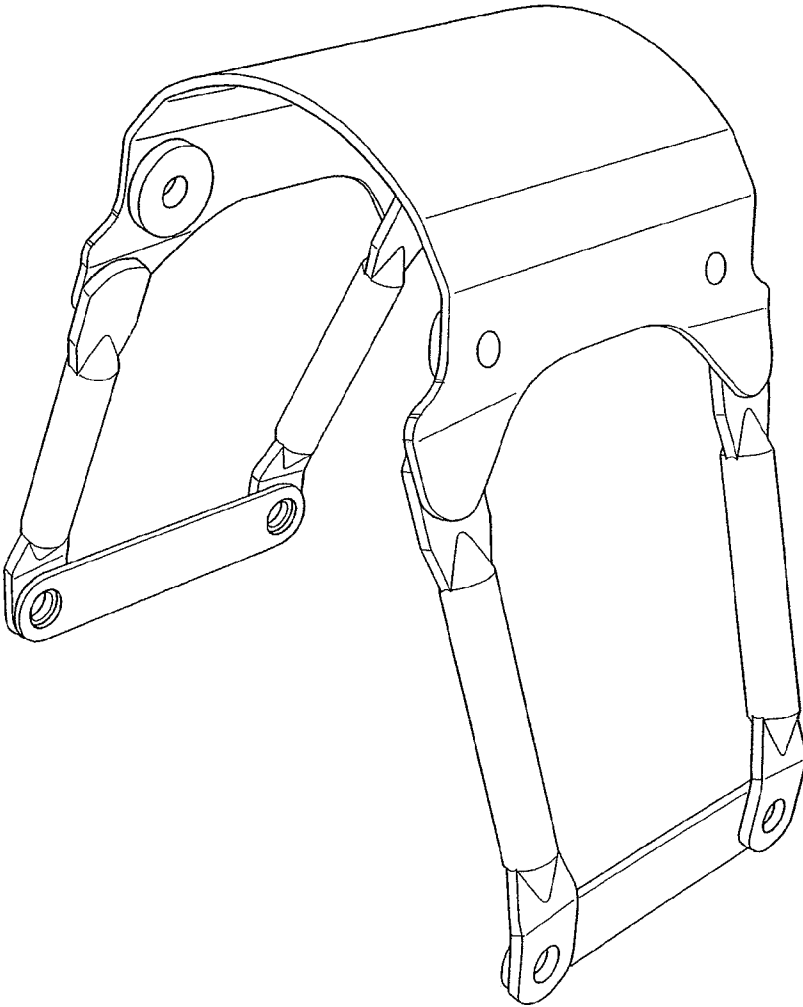


Fig.6

