



US00D349832S

United States Patent [19]

[11] Patent Number: Des. 349,832

Sarnoff et al.

[45] Date of Patent: ** Aug. 23, 1994

[54] MICROWAVEABLE CHIP AND DIP SERVER

[75] Inventors: Norton Sarnoff, Northbrook; Carl R. Fletcher, Arlington Heights; Laura A. Morris, Oak Park; John F. Chmela, Mount Prospect, all of Ill.

[73] Assignee: Ensar Corporation, Wheeling, Ill.

[**] Term: 14 Years

[21] Appl. No.: 5,598

[22] Filed: Mar. 8, 1993

[52] U.S. Cl. D7/557; D7/547; D7/553; D9/429

[58] Field of Search D7/539, 504, 367, 604, D7/609, 613, 627, 506, 514, 538, 540, 542, 543, 544, 541, 359, 553, 403, 505, 550, 547, 551, 549, 552, 553, 554, 555, 557, 566, 590, 596, 597, 600, 403, 357, 608, 387; D9/429, 425; 229/2.5 R; 220/632, 575, 670, 574; 108/25

[56] References Cited

U.S. PATENT DOCUMENTS

- D. 72,702 5/1927 Farber D7/547 X
- D. 164,965 10/1951 Sewell D7/387
- D. 223,586 5/1972 Burden D7/590 X
- D. 231,302 4/1974 Lukawski et al. D7/541
- D. 240,994 8/1976 Miller D7/357

- D. 260,219 8/1981 Blake et al. D7/541 X
- D. 286,360 10/1986 Trivison D7/541 X
- D. 298,100 10/1988 Thurlow D7/403
- D. 334,323 3/1993 Rohrbeck D7/553 X
- 2,003,151 5/1934 Lang D7/359 X
- 4,896,820 1/1990 Harrington D7/504

Primary Examiner—Alan P. Douglas
Assistant Examiner—Marianne N. Pandozzi
Attorney, Agent, or Firm—Laff, Whitesel, Conte & Saret, Ltd.

[57] CLAIM

The ornamental design for a microwaveable chip and dip server, as shown and described.

DESCRIPTION

FIG. 1 is a perspective view of a microwaveable chip and dip server of the present invention;
 FIG. 2 is a side elevational view of the microwaveable chip and dip server of FIG. 1, with the opposite side elevational view being identical;
 FIG. 3 is a plan view of the microwaveable chip and dip server of FIG. 1;
 FIG. 4 is a side elevational view of the microwaveable chip and dip server of FIG. 1 taken ninety degrees away from the view of FIG. 2, with the opposite side elevational view being identical; and,
 FIG. 5 is a bottom view of the microwaveable chip and dip server of FIG. 1.

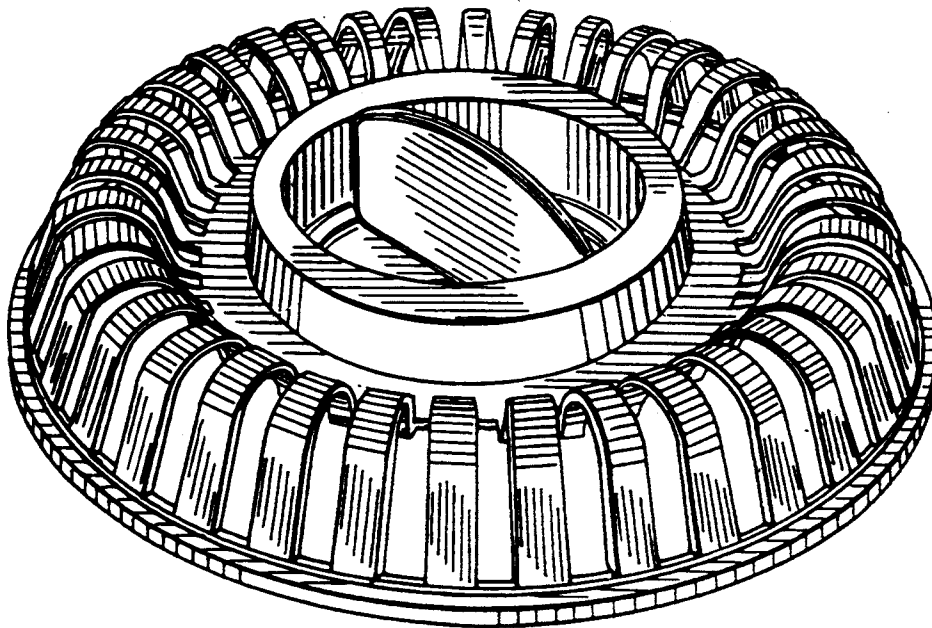


Fig. 1

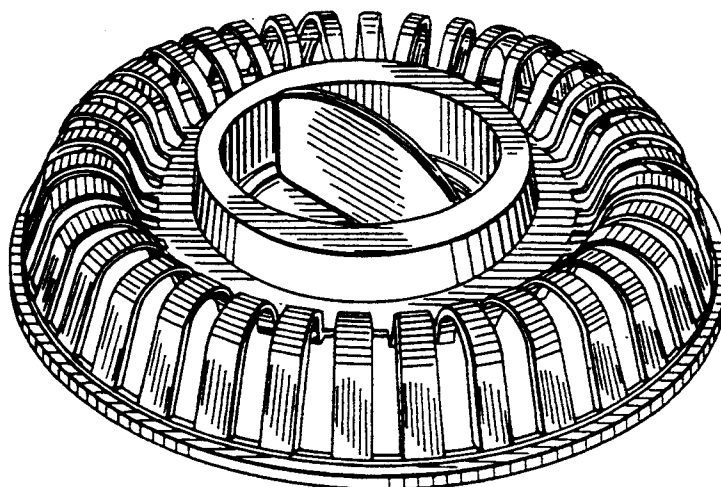


Fig. 2

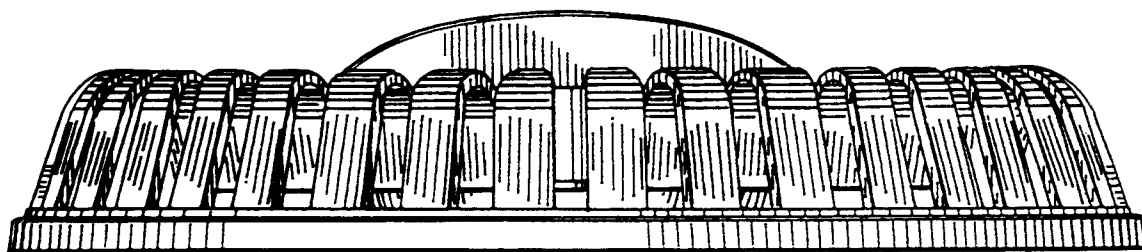


Fig. 3

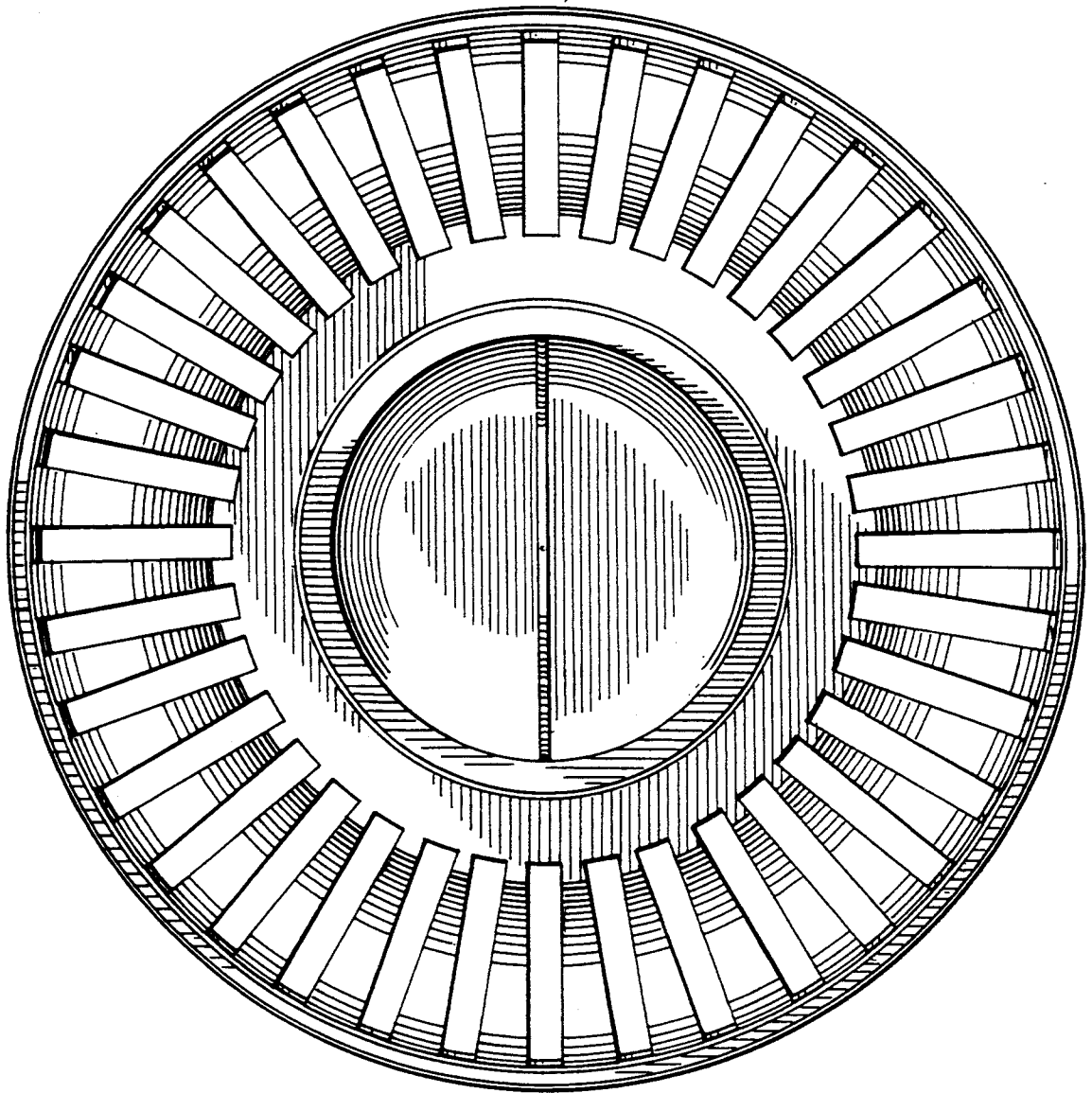


Fig. 4

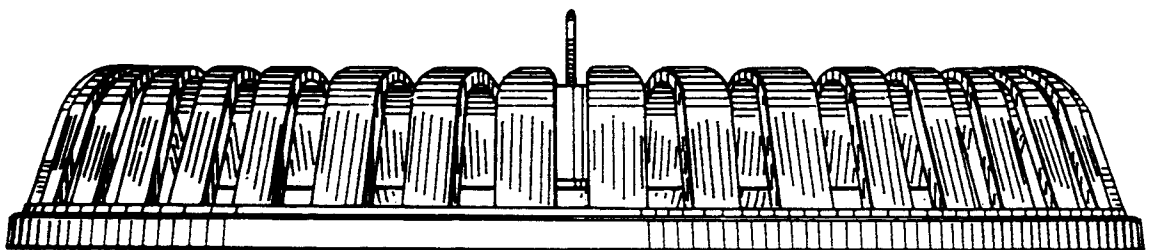


Fig. 5

