May 10, 1927. 1,628,278

S. SCHEUER

JEWELRY

Filed March 17, 1926

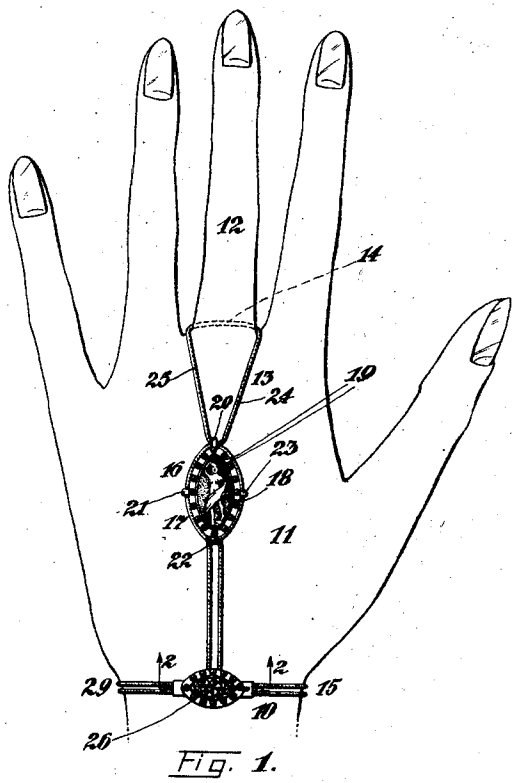

Fig. 1.

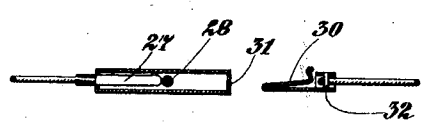

Fig. 2.

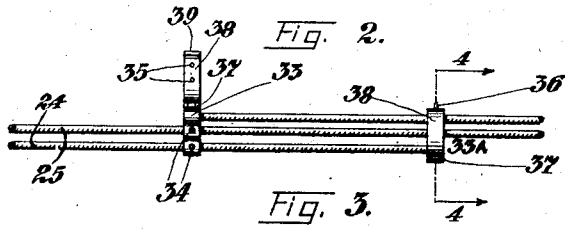

Fig. 3.

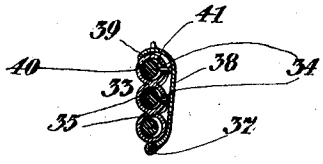

Fig. 4.

Inventor

SYDNEY SCHEUER

By his Attorney H Martinez Tower

Patented May 10, 1927. 1,628,278

UNITED STATES PATENT OFFICE.

SYDNEY SCHEUER, OF BROOKLYN, NEW YORK.

JEWELRY.

Application filed March 17, 1926. Serial No. 95,429.

This invention relates to jewelry, more particularly it relates to an ornamental object to be worn on the back of the hand intermediate the wrist and the finger.

An object of the present invention is to provide an article of jewelry adapted to beautify the wrist and back of the hand.

Another object of the invention is to provide improved means for holding an ornamental object on the back of the hand intermediate the wrist and the fingers.

Other objects of the invention will hereinafter appear.

In the drawings:

Figure 1 is a plan view of the back of a hand and wrist showing the novel article of jewelry in place thereon.

Figure 2 is a perspective showing the details of the clasp.

Figure 3 is a plan view showing the clasps and the arrangement for taking up slack.

Figure 4 is a section through one of the clasps on the line 4—4 of Figure 3.

Referring to the drawings, 10 is the wrist, 11 the hand, and 12 the second finger. The article of jewelry comprises a strip of braided cord 13 which extends around the second finger 12 in the form of a loop 14, thence along the back of the hand, and thence around the wrist in the form of the loop 15. Secured to the cord intermediate the finger and wrist loops 14 and 15 is the ornamental body 16 which may be of any desired form or design, and which may be formed of any desired material. It is shown as comprising an oval metal body 17 having suitable mounts for the cameo 18 and the stones 19.

For securing the body to the cord, four eyelets 20, 21, 22, 23 are provided one at each side of the body and one at each end thereof.

The two strands 24 and 25 extend from the finger loop 14 along the back of the hand. The strand 24 passes through the eyelet 20, thence through eyelet 21, thence through eyelet 22. The strand 25 extends through the eyelet 20, the eyelet 23 and the eyelet 22.

From the eyelet 22 the strands extend substantially parallel along the back of the hand to the clasp 26.

The clasp is formed with two tubular parallel passageways 27 and 28, which open at one side of the clasp and are bent at a right angle and open at one end of the clasp. The strands extend through the passageways in the clasp and thence around the wrist in the form of a loop 29.

The ends of the strands are secured to a spring snap 30, adapted to fit in a suitable opening 31 in the clasp.

The clasp may be made of any suitable material, and may be jewelled or otherwise ornamented. It may embody a watch, or be made hollow to carry pictures, powder puffs, etc.

It is also to be understood that the cord may be of either elastic or nonelastic material, and that chain, wire, tape, braid or other materials may be used in place thereof.

It is further to be understood that the body 16 may be jewelled or ornamented as desired and may be made hollow to contain pictures, a powder puff, cigarettes or other articles.

It is further within the contemplation of the invention to employ any suitable device to take up slack and to make the ornamental body nonadjustable between the finger and wrist loops or adjustable in any desired way.

One form of take up which has proved efficient, comprises a pair of clasps 33 and 33A, formed with a bottom 40 having three tubular openings 41. The strand 24 passes through one of the openings 41 in the clasp 33, and has its end permanently fastened in one of the openings 41 in the clasp 33A. The strand 25 passes through one of the openings 41 in clasp 33, thence through one of the openings in the clasp 33A, thence around the pin 32 in the spring snap 30, thence back through one of the openings 41 in the clasp 33A, thence to one of the openings 41 in the clasp 33, where it is permanently anchored.

It will be obvious by referring to the drawings that when the clasps are open, and are moved toward one another the wrist loop will be lengthened, and when they are moved away from one another the wrist loop will be shortened. The tops of the clasps are hinged at 37 to the bottoms, and are formed at one end with a curved spring adapted to grip the bottom when the clasp is closed. Each top is also formed with two pins 35 which pass through openings 34 in the bottoms, when the clasps are closed, thus locking the strands securely against movement with relation to the clasps.

By employing a single means only for anchoring to the finger a comfortable compact,

symmetrical, attractive and efficient construction is provided whereby the ornamental body will be held centrally on the back of the hand.

It is further within the contemplation of the invention to employ instead of the finger loop shown, a ring encircling the entire finger, or instead of the wrist encircling loop, a bracelet.

So far as I am aware, it is broadly novel to provide an ornamental article of jewelry for display on the back of the hand, the article having means for enlooping the wrist and a single means for enlooping a finger.

I am aware that it is old in the art to employ two rigid rings, chains, and a bracelet for securing an ornamental object to the back of the hand. Such constructions, however, are objectionable in that no provision is made for taking up the slack, so that the ornament will be held snugly against the back of the hand for all positions of the hand. If the old devices fit snugly when the hand is open, the rigid rings will be pressed into the flesh at the knuckles when the hand is closed. If they fit comfortably when the hand is closed, the slack when the hand is open will permit the ornament to flap about like a bangle. This is particularly objectionable where the ornament is set with gems, as it will readily catch in lace, or strike against objects with which the back of the hand is brought in close contact.

A further objection is the difficulty presented in fitting each individual customer. As no two hands have the same measurements for wrist, length, thickness, and fingers, no standard size or sizes can be arrived at. The rigid rings will have to be sized to fit the finger of each customer, as will the bracelet and chains. Due to the high value of the articles, the stores from which they are sold can carry only a limited stock. As a practical matter, therefore, the measurement of the hand of each customer would have to be taken, and sent to the manufacturer to obtain the proper size. This would entail much difficulty, and considerable delay, and, in many instances, would defeat sales.

The improved construction overcomes all of the objections noted, providing a device which will fit snugly, whether the hand is open or closed, and which can be immediately fitted to the hand of any customer.

While I have described one of the preferred forms of my invention, it is to be understood that various modifications in material, form and construction may be made without departing from the spirit and scope of the invention set forth in the appended claims.

What I claim is:—

1. An article of jewelry comprising, an ornamental object for display on the back of the hand, a flexible loop for engaging a finger and receiving the upper knuckle of said finger, a wrist engaging loop, means for securing the object to the finger engaging loop, and means for securing the object to the wrist engaging loop.

2. An article of jewelry comprising, an ornamental object for display on the back of the hand, a flexible loop for engaging a finger and receiving the knuckle of said finger, a loop for engaging the wrist, means for securing the object to the finger engaging loop, means for securing the object to the wrist engaging loop, and means to take up slack to fit the article to different sized hands and retain the ornamental object in snug contact with the back of the hand.

SYDNEY SCHEUER.