



## (51) International Patent Classification:

C07D 235/08 (2006.01) C07D 413/10 (2006.01)

C07D 401/10 (2006.01) C07D 417/10 (2006.01)

C07D 403/10 (2006.01) A61K 31/4184 (2006.01)

## (21) International Application Number:

PCT/EP2018/054602

## (22) International Filing Date:

23 February 2018 (23.02.2018)

## (25) Filing Language:

English

## (26) Publication Language:

English

## (30) Priority Data:

201741006586 24 February 2017 (24.02.2017) IN

## (71) Applicant: MERCK PATENT GMBH [DE/DE]; Frankfurt Str. 250, 64293 Darmstadt (DE).

## (72) Inventors: THUNUGUNTALA, Siva Sanjeeva Rao; H. No: 52, Phase - II, Jaya Prakash Narayan Nagar Colony, Miyapur, Hyderabad 500 049 Telangana State (IN). HOSAHALLI, Subramanya; A 103, Temple Meadows, #3, 27th Cross Banashankari 2nd Stage, Bangalore 560 070 Karnataka (IN). PANIGRAHI, Sunil Kumar; S/o. Shree Jogeswar Panigrahi, Kantamal, Boudh 762 017 State of Orissa (IN). SCHWARZ, Matthias; Rue de l'Abbaye 15B, 1196 Gland (CH). ARLT, Michael; Im Strenger 7, 64665 Alsbach (DE).

## (74) Agent: PROCTOR, Anthony J; Potter Clarkson LLP, The Belgrave Centre Talbot Street, Nottingham NG1 5GG (GB).

## (81) Designated States (unless otherwise indicated, for every kind of national protection available): AE, AG, AL, AM,

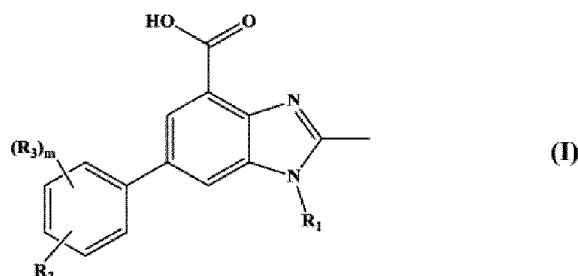
AO, AT, AU, AZ, BA, BB, BG, BH, BN, BR, BW, BY, BZ, CA, CH, CL, CN, CO, CR, CU, CZ, DE, DJ, DK, DM, DO, DZ, EC, EE, EG, ES, FI, GB, GD, GE, GH, GM, GT, HN, HR, HU, ID, IL, IN, IR, IS, JO, JP, KE, KG, KH, KN, KP, KR, KW, KZ, LA, LC, LK, LR, LS, LU, LY, MA, MD, ME, MG, MK, MN, MW, MX, MY, MZ, NA, NG, NI, NO, NZ, OM, PA, PE, PG, PH, PL, PT, QA, RO, RS, RU, RW, SA, SC, SD, SE, SG, SK, SL, SM, ST, SV, SY, TH, TJ, TM, TN, TR, TT, TZ, UA, UG, US, UZ, VC, VN, ZA, ZM, ZW.

## (84) Designated States (unless otherwise indicated, for every kind of regional protection available): ARIPO (BW, GH, GM, KE, LR, LS, MW, MZ, NA, RW, SD, SL, ST, SZ, TZ, UG, ZM, ZW), Eurasian (AM, AZ, BY, KG, KZ, RU, TJ, TM), European (AL, AT, BE, BG, CH, CY, CZ, DE, DK, EE, ES, FI, FR, GB, GR, HR, HU, IE, IS, IT, LT, LU, LV, MC, MK, MT, NL, NO, PL, PT, RO, RS, SE, SI, SK, SM, TR), OAPI (BF, BJ, CF, CG, CI, CM, GA, GN, GQ, GW, KM, ML, MR, NE, SN, TD, TG).

## Published:

- with international search report (Art. 21(3))
- before the expiration of the time limit for amending the claims and to be republished in the event of receipt of amendments (Rule 48.2(h))

(54) Title: 1, 4, 6-TRISUBSTITUTED-2-ALKYL-1H-BENZO[D]IMIDAZOLE DERIVATIVES AS DIHYDROOROTATE OXYGENASE INHIBITORS



(57) Abstract: The present invention provides 1, 4, 6-trisubstituted-2-alkyl-1H-benzo[d]imidazole derivatives as dihydroorotate oxygenase inhibitor compounds of formula (I), which may be therapeutically useful as DHODH inhibitors, in which R<sub>1</sub> to R<sub>3</sub> and 'm' have the meanings given in the specification, and pharmaceutically acceptable salts or stereoisomer thereof that are useful in the treatment and prevention in diseases or disorder, in particular their use in diseases or disorder where there is an advantage in inhibiting DHODH. The present invention also provides methods for synthesizing 1, 4, 6-trisubstituted-2-alkyl-1H-benzo[d]imidazole derivatives of formula (I). The present invention also provides pharmaceutical formulations comprising at least one of the DHODH inhibitor compound of formula (I) together with a pharmaceutically acceptable carrier, diluent or excipient.



## **1, 4, 6-TRISUBSTITUTED-2-ALKYL-1H-BENZO[d]IMIDAZOLE DERIVATIVES AS DIHYDROOROTATE OXYGENASE INHIBITORS**

### **CROSS-REFERENCE TO RELATED APPLICATIONS**

[001] This application claims priority to Indian Provisional Application No. 201741006586, filed February 24, 2017, the content of which is incorporated herein by reference in its entirety.

### **FIELD OF INVENTION**

[002] The present invention relates to novel 1, 4, 6-trisubstituted-2-alkyl-1H-benzo[d]imidazole derivatives of formula (I) which are inhibitors of dihydroorotate dehydrogenase.

[003] The invention also relates to the process for the preparation of the compounds of the present invention thereof, pharmaceutical compositions comprising them, and their use for the treatment and prevention of disease or disorder, in particular their use in diseases or disorders associated, where there is an advantage in inhibiting DHODH.

### **BACKGROUND OF THE INVENTION**

[004] DHODH is a protein that catalyzes one of the steps in denovo pyrimidine nucleotide biosynthetic pathway. (Greene et al. Biochem Pharmacol 1995, 50:861-7; Davis J.P et al. FASEB J 1996, 10(6): Abst C23). It catalyzes the only oxidation/reduction reaction in that pathway, which is the step of converting DHO (dihydroorotate) to orotate with the aid of flavin cofactor and an electron acceptor. Inhibitors of dihydroorotate dehydrogenase have been found to possess wider applications as chemotherapeutic agents. (Kensler et al. 1989 in: Design of Enzyme Inhibitors as Drugs; Sandler, M., and Smith, H. J. Eds., pp 379-401 Oxford Univ Press, Oxford England; Cody et al. Am. J. Clin. Oncol. 16, 526-528 (1993)).

[005] As an example for DHODH inhibitors, the quinoline derivative Brequinar (6-Fluoro-2-(2'-fluoro[1,1'-biphenyl]-4-yl)-3-methyl-4-quinolinecarboxylic Acid) exhibits an anticancer activity towards L1210 murine leukemia. (Andreson LW. Et al. Cancer Commun. 1989;1(6):381-7 ; Chen SF. et al. Cancer Res. 1986 Oct;46(10):5014-9). It has also been shown that Brequinar potentiates 5-fluorouracil antitumor activity in a murine model colon 38 tumor by tissue-specific modulation of uridine nucleotide pools. (G Pizzorno et al. Cancer Res. 1992 Apr 1; 52:1660-5).

[006] DHODH inhibitors may also be useful in the treatment of viral mediated diseases (see US 6,841,561). Furthermore, inhibition of DHODH is known to be among promising target for treating transplant rejection, rheumatoid arthritis, psoriasis as well as autoimmune diseases (Kovarik, J. M. et al. Expert Opin. Emerg. Drugs 2003, 8, 47; Allison, A.C. Transplantation Proc. (1993) 25(3) Suppl. 2, 8-18); Makowka, L., Immunolog Rev.(1993) 136, 51-70; Davis J.P et al. Biochemistry 1996, 35:1270-3).

[007] Leflunomide, a well-known DHODH inhibitor is a synthetic drug currently marketed, a low-molecular weight drug of the isoxazole class (see EP0527736, JP 1993506425, JP 1999322700, JP 1999343285, US 5494911, US5532259, WO19991017748) and used in the treatment of Rheumatoid arthritis and is also under evaluation for use in the treatment of inflammatory bowel disease and chronic allograft rejection.

[008] In vivo, Leflunomide is quickly transformed in its active metabolite Teriflunomide that exerts its anti-inflammatory, antiproliferative and immunosuppressive effects via mechanisms that are not completely understood. Teriflunomide is not only a potential inhibitor of protein tyrosine kinase in vivo but a 100-1,000-fold greater inhibitor of DHODH (Davis J.P et al. FASEB J 1996, 10(6): Abst C23; Davis J.P et al. Biochemistry 1996, 35:1270-3).

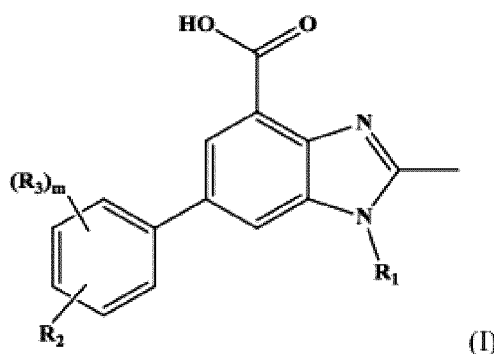
[009] With the rise in number of patients affected by autoimmune and related diseases, there is unmet need for new drugs that can treat such diseases more effectively. There is still a crucial need for immunosuppressive agents, that are further useful in a wide variety of autoimmune and chronic inflammatory diseases, including systemic lupus erythematosus, chronic rheumatoid arthritis, multiple sclerosis, type I diabetes mellitus, inflammatory bowel diseases, biliary cirrhosis, uveitis and other disorders such as Crohn's diseases, ulcerative colitis, bullous pemphigoid, sarcoidosis, psoriasis, autoimmune myositis, Wegener's granulomatosis, ichthyosis, Graves ophthalmopathy, atopic dermatitis and asthma. They may also be useful as part of chemotherapeutic regimens for the treatment of cancers, lymphomas and leukaemia's, alone or in combination with antitumoral compounds well known by the one skilled in the art.

## SUMMARY OF INVENTION

[0010] The present invention relates to 1, 4, 6-trisubstituted-2-alkyl-1H-benzo[d]imidazole derivatives as dihydroorotateoxygenase inhibitors (also known as Dihydroorotate dehydrogenase inhibitors). These derivatives may be useful as medicament in

treatment of autoimmune and inflammatory disorders such as multiple sclerosis, rheumatoid arthritis and diseases like cancer.

[0011] In particular, the present invention relates to compounds of formula (I):



or a pharmaceutically acceptable salt, solvate, tautomer, hydrate, stereoisomer and mixture of isomers, or N-oxide thereof;

wherein;

R<sub>1</sub> is hydrogen or linear or branched C<sub>1</sub>-C<sub>6</sub> alkyl;

R<sub>2</sub> is an optionally substituted Cb, an optionally substituted Het or -O-(CH<sub>2</sub>)<sub>p</sub>Cb'; wherein the optional substituent, at each occurrence, is independently selected from one or more occurrences of R<sub>4</sub>;

R<sub>3</sub> is hydrogen, halogen, linear or branched C<sub>1</sub>-C<sub>6</sub> alkyl or -OR<sub>5</sub>;

R<sub>4</sub> is independently selected from hydrogen, halogen, linear or branched C<sub>1</sub>-C<sub>6</sub> alkyl, -(CH<sub>2</sub>)<sub>p</sub>O(CH<sub>2</sub>)<sub>q</sub>R<sub>7</sub>, -(CH<sub>2</sub>)<sub>p</sub>S(=O)<sub>x</sub>R<sub>5</sub>, -C(R<sub>5</sub>)=NOR<sub>5</sub>, -(CH<sub>2</sub>)<sub>p</sub>Het' and -(CH<sub>2</sub>)<sub>p</sub>NR<sub>5</sub>(CH<sub>2</sub>)<sub>q</sub>R<sub>6</sub>;

R<sub>5</sub> is independently selected from hydrogen and linear or branched C<sub>1</sub>-C<sub>6</sub> alkyl;

R<sub>6</sub> is independently selected from hydrogen, linear or branched C<sub>1</sub>-C<sub>6</sub> alkyl, -(CO)Het, Cb', Het', -CF<sub>3</sub>, -C≡CR<sub>5</sub>, -N(R<sub>5</sub>)<sub>2</sub>, -S(=O)<sub>x</sub>R<sub>5</sub> and -OR<sub>5</sub>;

R<sub>7</sub> is independently selected from hydrogen, linear or branched C<sub>1</sub>-C<sub>6</sub> alkyl, Cb', Het', -CF<sub>3</sub>, -C≡CR<sub>5</sub>, -N(R<sub>5</sub>)<sub>2</sub> or -S(=O)<sub>x</sub>R<sub>5</sub>;

Cb and Cb' independently represents a monocyclic, a fused or non-fused bicyclic, saturated, unsaturated or aromatic carbocyclic ring system having 3 to 14 carbon atoms; wherein the Cb and Cb' are optionally substituted with 'n' occurrences of R<sub>7</sub>;

Het and Het' independently represents a 3- to 14-membered, monocyclic, a fused or non-fused bicyclic, saturated, unsaturated or aromatic heterocyclic ring system

having at least 1 to 4 heteroatom or heterogroup selected from N, O, S, CO, NH, SO and SO<sub>2</sub>; wherein the Het and Het' are optionally substituted with 'n' occurrences of R<sub>8</sub>;

R<sub>8</sub>, at each occurrence, is independently selected from halogen, hydroxy, oxo and linear or branched C<sub>1</sub>-C<sub>6</sub> alkyl;

'm' is 0 to 4; 'n', 'p' and 'q' independently represents 0 to 3; and 'x' is 0 to 2.

[0012] In yet another aspect of the present invention, it relates to process for preparation of novel 1, 4, 6 trisubstituted-2-alkyl-1H-benzo[d]imidazole derivatives of formula (I).

[0013] In a further aspect of the present invention, it relates to the pharmaceutical composition comprising 1, 4, 6-trisubstituted-2-alkyl-1H-benzo[d]imidazole derivatives of formula (I) and processes for preparing thereof.

[0014] In yet further another aspect of the present invention, the invention relates to the use of compounds of formula (I) and pharmaceutically acceptable derivatives, solvates, tautomers, salts and stereoisomers thereof, including mixtures thereof in all ratios as a medicament, by inhibiting dihydroorotate oxygenase enzyme activity in treating disorder like multiple sclerosis and other diseases such as inflammatory disorders, rheumatoid arthritis and cancer.

[0015] Unless defined otherwise, all technical and scientific terms used herein have the same meaning as is commonly understood by one of skill in art to which the subject matter herein belongs. As used in the specification and the appended claims, unless specified to the contrary, the following terms have the meaning indicated in order to facilitate the understanding of the present invention.

## DETAILED DESCRIPTION OF THE INVENTION

[0016] The singular forms "a", "an" and "the" encompass plural references unless the context clearly indicates otherwise.

[0017] As used herein, the terms "optional" or "optionally" mean that the subsequently described event or circumstance may occur or may not occur, and that the description includes instances where the event or circumstance occurs as well as instances in which it does not. For example, "optionally substituted alkyl" refers to the alkyl may be substituted as well as the event or circumstance where the alkyl is not substituted.

[0018] The term "optionally substituted" refers to moieties having substituents replacing hydrogen on one or more carbons of the backbone. It will be understood that "substitution" or "substituted with" includes the implicit proviso that such substitution is in

accordance with permitted valence of the substituted atom and the substituent, and that the substitution results in a stable compound, e.g., which does not spontaneously undergo transformation such as by rearrangement, cyclization, elimination, etc. As used herein, the term “substituted” is contemplated to include all permissible substituents of organic compounds. In a broad aspect, the permissible substituents include acyclic and cyclic, branched and unbranched, carbocyclic and heterocyclic, aromatic and non-aromatic substituents of organic compounds. The permissible substituents can be one or more and the same or different for appropriate organic compounds. For purposes of this invention, the heteroatoms such as nitrogen may have hydrogen substituents and/or any permissible substituents of organic compounds described herein which satisfy the valences of the heteroatoms. Substituents can include any substituents described herein, for example, a halogen, a hydroxyl, a carbonyl (such as a carboxyl, an alkoxycarbonyl, a formyl, or an acyl), a thiocarbonyl (such as a thioester, a thioacetate, or a thioformate), an alkoxy, a phosphoryl, a phosphate, a phosphonate, a phosphinate, an amino, an amido, an amidine, an imine, a cyano, a nitro, an azido, a sulfhydryl, an alkylthio, a sulfate, a sulfonate, a sulfamoyl, a sulfonamido, a sulfonyl, a heterocyclyl, an aralkyl, or an aromatic or heteroaromatic moiety. It will be understood by those skilled in the art that substituents can themselves be substituted, if appropriate. Unless specifically stated as “unsubstituted,” references to chemical moieties herein are understood to include substituted variants. For example, reference to an “aryl” group or moiety implicitly includes both substituted and unsubstituted variants.

[0019] “Alkyl” or “linear or branched C<sub>1</sub>-C<sub>6</sub> alkyl” refers to a hydrocarbon chain that may be a linear or branched chain, containing the indicated number of carbon atoms, for example, a C<sub>1</sub>-C<sub>6</sub> alkyl group may have from 1 to 6 (inclusive) carbon atoms in it. Examples of C<sub>1</sub>-C<sub>4</sub> and C<sub>1</sub>-C<sub>6</sub> alkyl groups include, but are not limited to, methyl, ethyl, propyl, butyl, pentyl, hexyl, isopropyl, isobutyl, sec-butyl, tert-butyl, isopentyl, neopentyl, and isohexyl. An alkyl group can be unsubstituted or substituted with one or more suitable groups.

[0020] “Aryl” or “aromatic carbocyclic ring” refers to an optionally substituted monocyclic, bicyclic or polycyclic aromatic carbocyclic ring system of about 6 to 14 carbon atoms. Examples of a C<sub>6</sub>-C<sub>14</sub> aryl group include, but are not limited to phenyl, naphthyl, biphenyl, anthryl, tetrahydronaphthyl, fluorenyl, indanyl, biphenylenyl, and acenaphthyl. Aryl group which can be unsubstituted or substituted with one or more suitable groups.

[0021] “Cb and Cb” refers to a monocyclic, a fused or non-fused bicyclic, saturated, unsaturated or aromatic carbocyclic ring system having 3 to 14 carbon atoms. Examples of

carbocyclic ring group include, but are not limited to Aryl and cycloalkyl. Cb group which can be unsubstituted or substituted with one or more suitable groups.

[0022] "Cycloalkyl" refers to a non-aromatic, saturated or unsaturated, monocyclic, bicyclic or polycyclic hydrocarbon ring system. Representative examples of a cycloalkyl include, but are not limited to, cyclopropyl, cyclopentyl, cycloheptyl, cyclooctyl, decahydronaphthalen-1-yl, octahydro-1H-inden-2-yl and decahydro-1H-benzo[7] annulen-2-yl. A cycloalkyl can be unsubstituted or substituted with one or more suitable groups.

[0023] "Haloalkyl" refers to an alkyl group, as defined above, wherein one or more of the alkyl group's hydrogen atoms has been replaced with -F, -Cl, -Br, or -I. Examples of a haloalkyl group include, but are not limited to, -CH<sub>2</sub>F, -CCl<sub>3</sub>, -CF<sub>3</sub>, -CH<sub>2</sub>CF<sub>3</sub>, -CH<sub>2</sub>CH(Br)CH<sub>3</sub>, -CH<sub>2</sub>CH(Cl)CH<sub>2</sub>CH<sub>3</sub>, -CH(F)CH<sub>2</sub>CH<sub>3</sub> and -C(CH<sub>3</sub>)<sub>2</sub>(CH<sub>2</sub>Cl). A haloalkyl group can be unsubstituted or substituted with one or more suitable groups;

[0024] "Halogen" or "halo" includes fluorine, chlorine, bromine or iodine.

[0025] "Het and Het" refers to a monocyclic, a fused or non-fused bicyclic, saturated, unsaturated or aromatic heterocyclic ring system of 3 to 14 member having at least 1 to 4 heteroatom or heterogroup selected from N, O, S atoms and/or a group CO, SO or SO<sub>2</sub>. Examples of heterocyclic ring group include, but are not limited to heteroaryl and heterocycloalkyl. Het group which can be unsubstituted or substituted with one or more suitable groups. Exemplary Het groups include azetidiny, pyrrolidiny, pyrrolidine-2-one, piperdiny, 1-methyl piperdiny, piperaziny, morpholiny, thiomorpholine 1,1-dioxide, thiomorpholiny, thiazolidiny, 4,5-dimethyloxazolyl, 1,3-dioxolany, 1,4-dioxany and the like.

[0026] "Heterocycloalkyl" refers to a non-aromatic saturated or unsaturated monocyclic or polycyclic ring system of 3 to 10 member having at least one heteroatom or heterogroup selected from O, N, S, SO or -SO<sub>2</sub>. Additionally, each of any two hydrogen atoms on the same carbon atom of the heterocyclyl ring can be replaced by an oxygen atom to form an oxo (=O) substituent. Exemplary heterocyclyl groups include azetidiny, pyrrolidiny, piperdiny, piperaziny, morpholiny, thiomorpholiny, thiazolidiny, 1,3-dioxolany, 1,4-dioxany and the like. A heterocyclyl group can be unsubstituted or substituted with one or more suitable groups;

[0027] "Heteroaryl" or "aromatic heterocyclic ring" refers to a monocyclic, bicyclic, or polycyclic aromatic ring system containing at least one heteroatom selected from oxygen, sulfur or nitrogen. Examples of C<sub>1</sub>-C<sub>10</sub> heteroaryl groups include furan, thiophene, indole, azaindole, oxazole, thiazole, isoxazole, isothiazole, imidazole, N-methylimidazole, pyridine,

pyrimidine, pyrazine, pyrrole, N-methylpyrrole, pyrazole, N-methylpyrazole, 1,3,4-oxadiazole, 1,2,4-triazole, 1-methyl-1,2,4-triazole, 1H-tetrazole, 1-methyltetrazole, benzoxazole, benzothiazole, benzofuran, benzisoxazole, benzimidazole, N-methylbenzimidazole, azabenzimidazole, indazole, quinazoline, quinoline, and isoquinoline. Bicyclic C<sub>1</sub>-C<sub>9</sub>heteroaryl groups include those where a phenyl, pyridine, pyrimidine or pyridazine ring is fused to a 5 or 6-membered monocyclic heterocyclyl, heteroaryl ring having one or two nitrogen atoms in the ring, one nitrogen atom together with either one oxygen or one sulfur atom in the ring, or one O or S ring atom. A heteroaryl group can be unsubstituted or substituted with one or more suitable groups.

[0028] "Heteroatom" refers to a sulfur, nitrogen, or oxygen atom.

[0029] "Hydroxy" refers to -OH group.

[0030] "3-14-membered ring containing 0-3 heteroatoms" refers to a monocyclic or bicyclic aromatic or non-aromatic cyclic rings in which 1-4 of the ring carbon atoms have been independently replaced with a N, O or S atom. Representative examples of a 3- to 8-membered ring include, but are not limited to morpholine, pyrrole, cyclobutyl, phenyl, pyridine, pyridinone, tetrahydroisoquinoline.

[0031] As used herein, the term 'compound(s)' comprises the compounds disclosed in the present invention. Preferably, the term 'compound(s)' comprises the compounds of formula (I).

[0032] As used herein, the term "comprise" or "comprising" is generally used in the sense of include, that is to say permitting the presence of one or more features or components.

[0033] As used herein, the term "or" means "and/or" unless stated otherwise.

[0034] As used herein, the term "including" as well as other forms, such as "include", "includes" and "included" is not limiting.

[0035] As used herein, the term "composition" is intended to encompass a product comprising the specified ingredients in the specified amounts, as well as any product which results, directly or indirectly, from combination of the specified ingredients in the specified amounts. By "pharmaceutically acceptable" it is meant the carrier, diluent or excipient must be compatible with the other ingredients of the formulation and not deleterious to the recipient thereof.

[0036] As used herein, the term "treat", "treating" and "treatment" refer to a method of alleviating or abrogating a disease and/or its attendant symptoms.

[0037] As used herein, the term "prevent", "preventing" and "prevention" refer to a method of preventing the onset of a disease and/or its attendant symptoms or barring a



subject from acquiring a disease. As used herein, “prevent”, “preventing” and “prevention” also include delaying the onset of a disease and/or its attendant symptoms and reducing a subject’s risk of acquiring a disease.

[0038] As used herein, the term “therapeutically effective amount” refers to that amount of the compound being administered sufficient to prevent development of or alleviate to some extent one or more of the symptoms of the condition or disorder being treated.

[0039] “Pharmaceutically acceptable” means that, which is useful in preparing a pharmaceutical composition that is generally safe, non-toxic and neither biologically nor otherwise undesirable and includes that which is acceptable for veterinary as well as human pharmaceutical use.

[0040] “Pharmaceutically acceptable salt” refers to the salts of the compounds, that is pharmaceutically acceptable and that possesses the desired pharmacological activity of the parent compound. Pharmaceutically acceptable salts of the compounds of this invention include those derived from suitable inorganic and organic acids and bases. Such salts include: acid addition salts, formed with inorganic acids such as hydrochloric acid, hydrobromic acid, sulfuric acid, nitric acid, phosphoric acid, and the like; or formed with organic acids such as acetic acid, propionic acid, hexanoic acid, cyclopentanepropionic acid, glycolic acid, pyruvic acid, lactic acid, malonic acid, succinic acid, malic acid, maleic acid, fumaric acid, tartaric acid, citric acid, benzoic acid, 3-(4-hydroxybenzoyl)benzoic acid, cinnamic acid, mandelic acid, methane sulfonic acid, ethane sulfonic acid, 1,2-ethane-disulfonic acid, 2-hydroxyethanesulfonic acid, benzene sulfonic acid, 4-chlorobenzenesulfonic acid, 2-naphthalenesulfonic acid, 4-toluenesulfonic acid, camphor sulfonic acid, 4-methylbicyclo[2.2.2]-oct-2-ene-1-carboxylic acid, glucoheptonic acid, 3-phenylpropionic acid, trimethylacetic acid, tertiary butylacetic acid, lauryl sulfuric acid, gluconic acid, glutamic acid, hydroxyl naphthoic acid, salicylic acid, stearic acid, muconic acid, and the like.

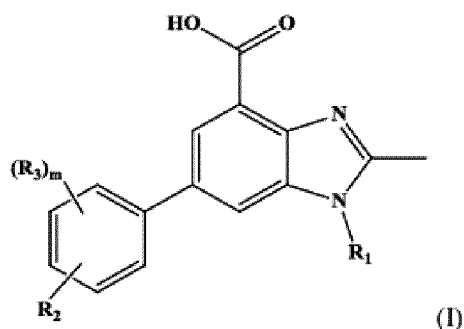
[0041] The term “stereoisomers” refers to any enantiomers, diastereoisomers, or geometrical isomers of the compounds of formula (I), (IA) and (IB); wherever they are chiral or when they bear one or more double bonds. When the compounds of the formula (I), (IA) and (IB), and related formulae are chiral, they can exist in racemic or in optically active form. It should be understood that the invention encompasses all stereochemical isomeric forms, including diastereomeric, enantiomeric and epimeric forms, as well as *d*-isomers and *l*-isomers and mixtures thereof. Individual stereoisomers of compounds can be prepared synthetically from commercially available starting materials which contain chiral centers or

by preparation of mixtures of enantiomeric products followed by separation such as conversion to a mixture of diastereomers followed by separation or recrystallization, chromatographic techniques, direct separation of enantiomers on chiral chromatographic columns, or any other appropriate method known in the art. Starting compounds of particular stereochemistry are either commercially available or can be made and resolved by techniques known in the art. Additionally, the compounds of the present invention may exist as geometric isomers. The present invention includes all cis, trans, syn, anti, entgegen (E) and zusammen (Z) isomers as well as the appropriate mixtures thereof.

[0042] The present invention provides 1, 4, 6-trisubstituted-2-alkyl-1H-benzo[d]imidazole derivatives of formula (I) useful as dihydroorotateoxygenase inhibitors.

[0043] The present invention further provides pharmaceutical compositions comprising the said 1, 4, 6-trisubstituted-2-alkyl-1H-benzo[d]imidazole derivatives as therapeutic agents.

[0044] In certain embodiments, the present invention provides compounds of formula (I):



or a pharmaceutically acceptable salt, solvate, tautomer, hydrate, stereoisomer and mixture of isomers, or N-oxide thereof;

wherein;

R<sub>1</sub> is hydrogen or linear or branched C<sub>1</sub>-C<sub>6</sub> alkyl;

R<sub>2</sub> is an optionally substituted Cb, an optionally substituted Het or -O-(CH<sub>2</sub>)<sub>p</sub>Cb'; wherein the optional substituent, at each occurrence, is independently selected from one or more occurrences of R<sub>4</sub>;

R<sub>3</sub> is hydrogen, halogen, linear or branched C<sub>1</sub>-C<sub>6</sub> alkyl or -OR<sub>5</sub>;

R<sub>4</sub> is independently selected from hydrogen, halogen, linear or branched C<sub>1</sub>-C<sub>6</sub> alkyl, -(CH<sub>2</sub>)<sub>p</sub>O(CH<sub>2</sub>)<sub>q</sub>R<sub>7</sub>, -(CH<sub>2</sub>)<sub>p</sub>S(=O)<sub>x</sub>R<sub>5</sub>, -C(R<sub>5</sub>)=NOR<sub>5</sub>, -(CH<sub>2</sub>)<sub>p</sub>Het' and -(CH<sub>2</sub>)<sub>p</sub>NR<sub>5</sub>(CH<sub>2</sub>)<sub>q</sub>R<sub>6</sub>;

$R_5$  is independently selected from hydrogen and linear or branched  $C_1$ - $C_6$  alkyl;

$R_6$  is independently selected from hydrogen, linear or branched  $C_1$ - $C_6$  alkyl,  $-(CO)Het$ ,  $Cb'$ ,  $Het'$ ,  $-CF_3$ ,  $-C\equiv CR_5$ ,  $-N(R_5)_2$ ,  $-S(=O)_xR_5$  and  $-OR_5$ ;

$R_7$  is independently selected from hydrogen, linear or branched  $C_1$ - $C_6$  alkyl,  $Cb'$ ,  $Het'$ ,  $-CF_3$ ,  $-C\equiv CR_5$ ,  $-N(R_5)_2$  or  $-S(=O)_xR_5$ ;

$Cb$  and  $Cb'$  independently represents a monocyclic, a fused or non-fused bicyclic, saturated, unsaturated or aromatic carbocyclic ring system having 3 to 14 carbon atoms; wherein the  $Cb$  and  $Cb'$  are optionally substituted with 'n' occurrences of  $R_7$ ;

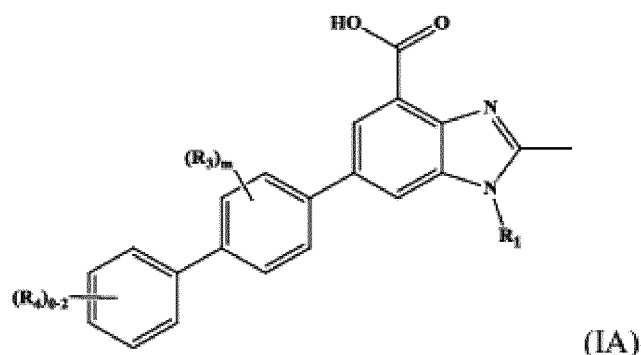
$Het$  and  $Het'$  independently represents a 3- to 14-membered, monocyclic, a fused or non-fused bicyclic, saturated, unsaturated or aromatic heterocyclic ring system having at least 1 to 4 heteroatom or heterogroup selected from N, O, S, CO, NH, SO and  $SO_2$ ; wherein the  $Het$  and  $Het'$  are optionally substituted with 'n' occurrences of  $R_8$ ;

$R_8$ , at each occurrence, is independently selected from halogen, hydroxy, oxo and linear or branched  $C_1$ - $C_6$  alkyl;

'm' is 0 to 4; 'n', 'p' and 'q' independently represents 0 to 3; and 'x' is 0 to 2.

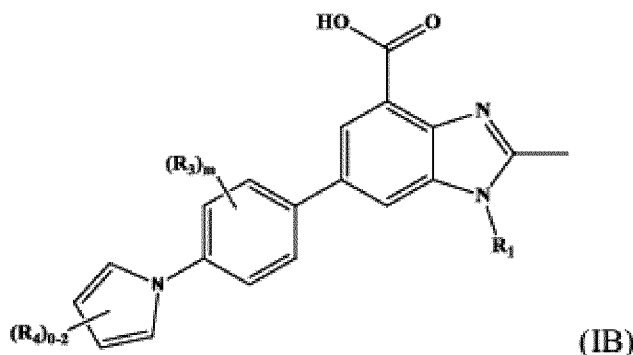
[0045] The embodiment below are illustrative of the present invention and are not intended to limit the claims to the specific embodiments exemplified.

[0046] According to yet another embodiment of the present invention, the compound of formula (I) is a compound of formula (IA):



or a pharmaceutically acceptable salt or a stereoisomer thereof; wherein  $R_1$ ,  $R_3$ ,  $R_4$  and 'm' are same as defined in formula (I).

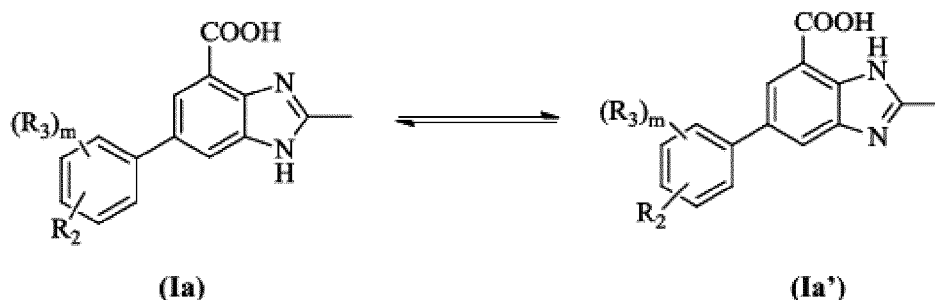
[0047] According to yet another embodiment of the present invention, the compound of formula (I) is a compound of formula (IB):



or a pharmaceutically acceptable salt or a stereoisomer thereof; wherein  $R_1$ ,  $R_3$ ,  $R_4$  and 'm' are same as defined in formula (I).

[0048] In particular embodiment, wherein  $R_1$  group is hydrogen and the remaining groups are same as defined in formula (I).

[0049] 1, 4, 6-trisubstituted-2-alkyl-1H-benzo[d]imidazole derivatives of formula (I) of the present invention wherein  $R_1$  is hydrogen, also includes all tautomeric forms. Preferred tautomeric forms are represented by the following formulae (Ia and Ia').



or a pharmaceutically acceptable salt or a stereoisomer thereof; wherein  $R_2$ ,  $R_3$  and 'm' are as same as defined in formula (I).

[0050] In certain embodiments,  $R_2$  represents an optionally substituted Cb and the remaining groups are same as defined in formula (I).

[0051] In certain embodiments, wherein  $R_2$  represents an optionally substituted Het and the remaining groups are same as defined in formula (I).

[0052] In another particular embodiment, wherein  $R_2$  group represents an  $-O-(CH_2)_pCb$  and the remaining groups are same as defined in formula (I).

[0053] In another embodiment, Cb represents phenyl optionally substituted with one or more occurrences of  $R_4$  and the remaining groups are same as defined in formula (I).

[0054] In another embodiment, the above said Het represents pyrrole, pyrazole, pyridyl, or isoxazole; wherein each said groups are optionally substituted with one or more occurrences of  $R_4$  and the remaining groups are same as defined in formula (I).

[0055] In another embodiment,  $R_4$  represents hydrogen, halogen, hydroxy, linear or branched  $C_1$ - $C_6$  alkyl,  $-(CH_2)_pHet'$ ,  $-(CH_2)_pNR_5(CH_2)_qR_6$ ,  $-(CH_2)_pO(CH_2)_qR_7$ , wherein  $R_5$  represents hydrogen; and  $R_6$  and  $R_7$  independently represents  $Cb'$  and  $Het'$ .

[0056] In another embodiment, the above said  $Cb'$  represents phenyl, cyclopropyl and  $Het'$  represents piperidine, morpholine, 3-fluoro pyrrolidine, thiomorpholine 1,1-dioxide and the remaining groups are same as defined in formula (I).

[0057] In another embodiment of the present invention, it provides the process for preparation of 1, 4, 6-trisubstituted-2-alkyl-1H-benzo[d]imidazole derivatives of formula (I).

[0058] The procedure for the compounds of formula (I) is detailed herein below in the specification stepwise including the general synthesis of various intermediates involved in process of manufacture of the compounds according to the present invention.

[0059] In yet another particular embodiment of the present invention, the compound of formula (I) is:

Example No	IUPAC names
1.	6-([1,1'-biphenyl]-4-yl)-2-methyl-1H-benzo[d]imidazole-4-carboxylic acid;
2.	6-(3',5'-difluoro-[1,1'-biphenyl]-4-yl)-2-methyl-1H-benzo[d]imidazole-4-carboxylic acid;
3.	6-(3',4'-difluoro-[1,1'-biphenyl]-4-yl)-2-methyl-1H-benzo[d]imidazole-4-carboxylic acid;
4.	6-(2',3'-difluoro-[1,1'-biphenyl]-4-yl)-2-methyl-1H-benzo[d]imidazole-4-carboxylic acid;
5.	6-(2'-fluoro-[1,1'-biphenyl]-4-yl)-2-methyl-1H-benzo[d]imidazole-4-carboxylic acid;
6.	6-(4'-fluoro-[1,1'-biphenyl]-4-yl)-2-methyl-1H-benzo[d]imidazole-4-carboxylic acid;
7.	2-methyl-6-(4-(pyridin-3-yl)phenyl)-1H-benzo[d]imidazole-4-carboxylic acid;
8.	6-(3'-fluoro-[1,1'-biphenyl]-4-yl)-2-methyl-1H-benzo[d]imidazole-4-carboxylic acid.;

9.	2-methyl-6-(4-(pyridin-4-yl)phenyl)-1H-benzo[d]imidazole-4-carboxylic acid;
10.	6-(3'-methoxy-[1,1'-biphenyl]-4-yl)-2-methyl-1H-benzo[d]imidazole-4-carboxylic acid;
11.	2-methyl-6-(3'-(trifluoromethoxy)-[1,1'-biphenyl]-4-yl)-1H-benzo[d]imidazole-4-carboxylic acid;
12.	6-(2',5'-difluoro-[1,1'-biphenyl]-4-yl)-2-methyl-1H-benzo[d]imidazole-4-carboxylic acid;
13.	2-methyl-6-(4'-(trifluoromethoxy)-[1,1'-biphenyl]-4-yl)-1H-benzo[d]imidazole-4-carboxylic acid;
14.	6-(4'-methoxy-[1,1'-biphenyl]-4-yl)-2-methyl-1H-benzo[d]imidazole-4-carboxylic acid;
15.	6-(3'-(benzyloxy)-[1,1'-biphenyl]-4-yl)-2-methyl-1H-benzo[d]imidazole-4-carboxylic acid;
16.	6-(3'-hydroxy-[1,1'-biphenyl]-4-yl)-2-methyl-1H-benzo[d]imidazole-4-carboxylic acid;
17.	6-(2'-(benzyloxy)-[1,1'-biphenyl]-4-yl)-2-methyl-1H-benzo[d]imidazole-4-carboxylic acid;
18.	6-(2'-methoxy-[1,1'-biphenyl]-4-yl)-2-methyl-1H-benzo[d]imidazole-4-carboxylic acid;
19.	6-(4'-(benzyloxy)-[1,1'-biphenyl]-4-yl)-2-methyl-1H-benzo[d]imidazole-4-carboxylic acid;
20.	6-(4'-hydroxy-[1,1'-biphenyl]-4-yl)-2-methyl-1H-benzo[d]imidazole-4-carboxylic acid;
21.	6-(2'-fluoro-3'-methoxy-[1,1'-biphenyl]-4-yl)-2-methyl-1H-benzo[d]imidazole-4-carboxylic acid;
22.	6-(3'-(benzyloxy)-5'-fluoro-[1,1'-biphenyl]-4-yl)-2-methyl-1H-benzo[d]imidazole-4-carboxylic acid;

23.	6-(2'-hydroxy-[1,1'-biphenyl]-4-yl)-2-methyl-1H-benzo[d]imidazole-4-carboxylic acid;
24.	2-methyl-6-(3'-methyl-[1,1'-biphenyl]-4-yl)-1H-benzo[d]imidazole-4-carboxylic acid;
25.	2-methyl-6-(2'-methyl-[1,1'-biphenyl]-4-yl)-1H-benzo[d]imidazole-4-carboxylic acid;
26.	2-methyl-6-(4'-(piperidin-1-ylmethyl)-[1,1'-biphenyl]-4-yl)-1H-benzo[d]imidazole-4-carboxylic acid.2,2,2-trifluoroacetic acid;
27.	6-(4'-((isopropylamino)methyl)-[1,1'-biphenyl]-4-yl)-2-methyl-1H-benzo[d]imidazole-4-carboxylic acid.2,2,2-trifluoroacetic acid;
28.	2-methyl-6-(4'-(pyrrolidin-1-ylmethyl)-[1,1'-biphenyl]-4-yl)-1H-benzo[d]imidazole-4-carboxylic acid.2,2,2-trifluoroacetic acid;
29.	2-methyl-6-(4'-(thiomorpholinomethyl)-[1,1'-biphenyl]-4-yl)-1H-benzo[d]imidazole-4-carboxylic acid.2,2,2-trifluoroacetic acid;
30.	6-(4'-((3,3-difluoropiperidin-1-yl)methyl)-[1,1'-biphenyl]-4-yl)-2-methyl-1H-benzo[d]imidazole-4-carboxylic acid.2,2,2-trifluoroacetic acid;
31.	2-methyl-6-(3'-(piperidin-1-ylmethyl)-[1,1'-biphenyl]-4-yl)-1H-benzo[d]imidazole-4-carboxylic acid.2,2,2-trifluoroacetic acid;
32.	2-methyl-6-(3'-(pyrrolidin-1-ylmethyl)-[1,1'-biphenyl]-4-yl)-1H-benzo[d]imidazole-4-carboxylic acid.2,2,2-trifluoroacetic acid;
33.	2-methyl-6-(3'-(thiomorpholinomethyl)-[1,1'-biphenyl]-4-yl)-1H-benzo[d]imidazole-4-carboxylic acid;
34.	6-(3'-((isopropylamino)methyl)-[1,1'-biphenyl]-4-yl)-2-methyl-1H-benzo[d]imidazole-4-carboxylic acid.2,2,2-trifluoroacetic acid;
35.	2-methyl-6-(3'-(morpholinomethyl)-[1,1'-biphenyl]-4-yl)-1H-benzo[d]imidazole-4-carboxylic acid.2,2,2-trifluoroacetic acid;
36.	6-(3'-((1,1-dioxidothiomorpholino)methyl)-[1,1'-biphenyl]-4-yl)-2-methyl-1H-benzo[d]imidazole-4-carboxylic acid.2,2,2-trifluoroacetic acid;

37.	6-(3'-((3,3-difluoropiperidin-1-yl)methyl)-[1,1'-biphenyl]-4-yl)-2-methyl-1H-benzo[d]imidazole-4-carboxylic acid.2,2,2-trifluoroacetic acid;
38.	6-(3'-((dipropylamino)methyl)-[1,1'-biphenyl]-4-yl)-2-methyl-1H-benzo[d]imidazole-4-carboxylic acid.2,2,2-trifluoroacetic acid;
39.	6-(3'-((tert-butylamino)methyl)-[1,1'-biphenyl]-4-yl)-2-methyl-1H-benzo[d]imidazole-4-carboxylic acid.2,2,2-trifluoroacetic acid;
40.	6-(3'-((cycloheptylamino)methyl)-[1,1'-biphenyl]-4-yl)-2-methyl-1H-benzo[d]imidazole-4-carboxylic acid.2,2,2-trifluoroacetic acid;
41.	6-(3'-((3-hydroxyazetidin-1-yl)methyl)-[1,1'-biphenyl]-4-yl)-2-methyl-1H-benzo[d]imidazole-4-carboxylic acid.2,2,2-trifluoroacetic acid;
42.	2-methyl-6-(2'-(piperidin-1-ylmethyl)-[1,1'-biphenyl]-4-yl)-1H-benzo[d]imidazole-4-carboxylic acid.2,2,2-trifluoroacetic acid;
43.	6-(2'-(isopropylamino)methyl)-[1,1'-biphenyl]-4-yl)-2-methyl-1H-benzo[d]imidazole-4-carboxylic acid.2,2,2-trifluoroacetic acid;
44.	2-methyl-6-(2'-(thiomorpholinomethyl)-[1,1'-biphenyl]-4-yl)-1H-benzo[d]imidazole-4-carboxylic acid.2,2,2-trifluoroacetic acid;
45.	2-methyl-6-(2'-(morpholinomethyl)-[1,1'-biphenyl]-4-yl)-1H-benzo[d]imidazole-4-carboxylic acid.2,2,2-trifluoroacetic acid;
46.	2-methyl-6-(2'-(pyrrolidin-1-ylmethyl)-[1,1'-biphenyl]-4-yl)-1H-benzo[d]imidazole-4-carboxylic acid.2,2,2-trifluoroacetic acid;
47.	6-(2'-(1,1-dioxidothiomorpholino)methyl)-[1,1'-biphenyl]-4-yl)-2-methyl-1H-benzo[d]imidazole-4-carboxylic acid.2,2,2-trifluoroacetic acid;
48.	6-(2'-(cyclopropylamino)methyl)-[1,1'-biphenyl]-4-yl)-2-methyl-1H-benzo[d]imidazole-4-carboxylic acid.2,2,2-trifluoroacetic acid;
49.	6-(2'-(dimethylamino)methyl)-[1,1'-biphenyl]-4-yl)-2-methyl-1H-benzo[d]imidazole-4-carboxylic acid.2,2,2-trifluoroacetic acid;
50.	6-(2'-(3,3-difluoropiperidin-1-yl)methyl)-[1,1'-biphenyl]-4-yl)-2-methyl-1H-benzo[d]imidazole-4-carboxylic acid.2,2,2-trifluoroacetic acid;



51.	6-(2'-((cycloheptylamino)methyl)-[1,1'-biphenyl]-4-yl)-2-methyl-1H-benzo[d]imidazole-4-carboxylic acid.2,2,2-trifluoroacetic acid;
52.	2-methyl-6-(2,3,5,6-tetrafluoro-[1,1'-biphenyl]-4-yl)-1H-benzo[d]imidazole-4-carboxylic acid;
53.	2-methyl-6-(2,3,5,6-tetrafluoro-2'-(piperidin-1-ylmethyl)-[1,1'-biphenyl]-4-yl)-1H-benzo[d]imidazole-4-carboxylic acid.2,2,2-trifluoroacetic acid;
54.	2-methyl-6-(2,3,5,6-tetrafluoro-2'-(thiomorpholinomethyl)-[1,1'-biphenyl]-4-yl)-1H-benzo[d]imidazole-4-carboxylic acid.2,2,2-trifluoroacetic acid;
55.	2-methyl-6-(2,3,5,6-tetrafluoro-2'-((isopropylamino)methyl)-[1,1'-biphenyl]-4-yl)-1H-benzo[d]imidazole-4-carboxylic acid.2,2,2-trifluoroacetic acid;
56.	2-methyl-6-(2,3,5,6-tetrafluoro-3'-(piperidin-1-ylmethyl)-[1,1'-biphenyl]-4-yl)-1H-benzo[d]imidazole-4-carboxylic acid.2,2,2-trifluoroacetic acid;
57.	2-methyl-6-(2,3,5,6-tetrafluoro-3'-(hydroxymethyl)-[1,1'-biphenyl]-4-yl)-1H-benzo[d]imidazole-4-carboxylic acid.2,2,2-trifluoroacetic acid;
58.	2-methyl-6-(2,3,5,6-tetrafluoro-3'-(pyrrolidin-1-ylmethyl)-[1,1'-biphenyl]-4-yl)-1H-benzo[d]imidazole-4-carboxylic acid;
59.	2-methyl-6-(2,3,5,6-tetrafluoro-3'-((isopropylamino)methyl)-[1,1'-biphenyl]-4-yl)-1H-benzo[d]imidazole-4-carboxylic acid.2,2,2-trifluoroacetic acid;
60.	6-(3'-((cyclopropylamino)methyl)-2,3,5,6-tetrafluoro-[1,1'-biphenyl]-4-yl)-2-methyl-1H-benzo[d]imidazole-4-carboxylic acid.2,2,2-trifluoroacetic acid;
61.	2-methyl-6-(2,3,5,6-tetrafluoro-4'-(piperidin-1-ylmethyl)-[1,1'-biphenyl]-4-yl)-1H-benzo[d]imidazole-4-carboxylic acid.2,2,2-trifluoroacetic acid;
62.	2-methyl-6-(2,3,5,6-tetrafluoro-4'-(pyrrolidin-1-ylmethyl)-[1,1'-biphenyl]-4-yl)-1H-benzo[d]imidazole-4-carboxylic acid.2,2,2-trifluoroacetic acid;
63.	2-methyl-6-(2,3,5,6-tetrafluoro-4'-(thiomorpholinomethyl)-[1,1'-biphenyl]-4-yl)-1H-benzo[d]imidazole-4-carboxylic acid.2,2,2-trifluoroacetic acid;

64.	6-(4'-((3,3-difluoropiperidin-1-yl)methyl)-2,3,5,6-tetrafluoro-[1,1'-biphenyl]-4-yl)-2-methyl-1H-benzo[d]imidazole-4-carboxylic acid.2,2,2-trifluoroacetic acid;
65.	6-(4'-((1,1-dioxidothiomorpholino)methyl)-2,3,5,6-tetrafluoro-[1,1'-biphenyl]-4-yl)-2-methyl-1H-benzo[d]imidazole-4-carboxylic acid.2,2,2-trifluoroacetic acid;
66.	2-methyl-6-(2,3,5,6-tetrafluoro-4'-((isopropylamino)methyl)-[1,1'-biphenyl]-4-yl)-1H-benzo[d]imidazole-4-carboxylic acid.2,2,2-trifluoroacetic acid;
67.	6-(4-(2,5-dimethyl-1H-pyrrol-1-yl)-2,3,5,6-tetrafluorophenyl)-2-methyl-1H-benzo[d]imidazole-4-carboxylic acid;
68.	6-([1,1'-biphenyl]-4-yl)-1,2-dimethyl-1H-benzo[d]imidazole-4-carboxylic acid;
69.	6-(4-(benzyloxy)phenyl)-2-methyl-1H-benzo[d]imidazole-4-carboxylic acid;
70.	2-methyl-6-(4'-(piperidin-4-ylmethoxy)-[1,1'-biphenyl]-4-yl)-1H-benzo[d]imidazole-4-carboxylic acid.2,2,2-trifluoroacetic acid;
71.	2-methyl-6-(4'-(2-(piperidin-4-yl)ethoxy)-[1,1'-biphenyl]-4-yl)-1H-benzo[d]imidazole-4-carboxylic acid.2,2,2-trifluoroacetic acid;
72.	2-methyl-6-(3'-(piperidin-4-ylmethoxy)-[1,1'-biphenyl]-4-yl)-1H-benzo[d]imidazole-4-carboxylic acid.2,2,2-trifluoroacetic acid;
73.	2-methyl-6-(3'-(piperidin-4-yloxy)-[1,1'-biphenyl]-4-yl)-1H-benzo[d]imidazole-4-carboxylic acid.2,2,2-trifluoroacetic acid;
74.	2-methyl-6-(4'-(2-morpholinoethoxy)-[1,1'-biphenyl]-4-yl)-1H-benzo[d]imidazole-4-carboxylic acid.2,2,2-trifluoroacetic acid;
75.	2-methyl-6-(3'-(2-(piperidin-4-yl)ethoxy)-[1,1'-biphenyl]-4-yl)-1H-benzo[d]imidazole-4-carboxylic acid.2,2,2-trifluoroacetic acid;
76.	2-methyl-6-(3'-(2-(tetrahydro-2H-pyran-4-yl)ethoxy)-[1,1'-biphenyl]-4-yl)-1H-benzo[d]imidazole-4-carboxylic acid.2,2,2-trifluoroacetic acid;

77.	(S)-2-methyl-6-(3'-(pyrrolidine-2-carboxamido)-[1,1'-biphenyl]-4-yl)-1H-benzo[d]imidazole-4-carboxylic acid.2,2,2-trifluoroacetic acid;
78.	2-methyl-6-(3'-(piperidine-4-carboxamido)-[1,1'-biphenyl]-4-yl)-1H-benzo[d]imidazole-4-carboxylic acid.2,2,2-trifluoroacetic acid;
79.	2-methyl-6-(2'-(methylsulfonyl)-[1,1'-biphenyl]-4-yl)-1H-benzo[d]imidazole-4-carboxylic acid.2,2,2-trifluoroacetic acid;
80.	2-methyl-6-(3'-(methylsulfonyl)-[1,1'-biphenyl]-4-yl)-1H-benzo[d]imidazole-4-carboxylic acid;
81.	2-methyl-6-(4'-(methylsulfonyl)-[1,1'-biphenyl]-4-yl)-1H-benzo[d]imidazole-4-carboxylic acid.2,2,2-trifluoroacetic acid;
82.	6-(2'-((benzylamino)methyl)-[1,1'-biphenyl]-4-yl)-2-methyl-1H-benzo[d]imidazole-4-carboxylic acid.2,2,2-trifluoroacetic acid;
83.	6-(4'-(methoxymethyl)-[1,1'-biphenyl]-4-yl)-2-methyl-1H-benzo[d]imidazole-4-carboxylic acid;
84.	2-methyl-6-(2,3,5,6-tetrafluoro-3'-(morpholinomethyl)-[1,1'-biphenyl]-4-yl)-1H-benzo[d]imidazole-4-carboxylic acid.2,2,2-trifluoroacetic acid;
85.	2-methyl-6-(4'-((methylsulfonyl)methyl)-[1,1'-biphenyl]-4-yl)-1H-benzo[d]imidazole-4-carboxylic acid;
86.	2-methyl-6-(4'-((methylthio)methyl)-[1,1'-biphenyl]-4-yl)-1H-benzo[d]imidazole-4-carboxylic acid;
87.	6-(3'-((benzylamino)methyl)-[1,1'-biphenyl]-4-yl)-2-methyl-1H-benzo[d]imidazole-4-carboxylic acid;
88.	6-(2'-(hydroxymethyl)-[1,1'-biphenyl]-4-yl)-2-methyl-1H-benzo[d]imidazole-4-carboxylic acid;
89.	2-methyl-6-(4'-methyl-[1,1'-biphenyl]-4-yl)-1H-benzo[d]imidazole-4-carboxylic acid;
90.	6-(3'-(hydroxymethyl)-[1,1'-biphenyl]-4-yl)-2-methyl-1H-benzo[d]imidazole-4-carboxylic acid;

91.	6-(4'-((benzylamino)methyl)-2,3,5,6-tetrafluoro-[1,1'-biphenyl]-4-yl)-2-methyl-1H-benzo[d]imidazole-4-carboxylic acid.2,2,2-trifluoroacetic acid;
92.	2-methyl-6-(2,3,5,6-tetrafluoro-4'-(methylthio)-[1,1'-biphenyl]-4-yl)-1H-benzo[d]imidazole-4-carboxylic acid;
93.	2-methyl-6-(2,3,5,6-tetrafluoro-4'-(methylsulfonyl)-[1,1'-biphenyl]-4-yl)-1H-benzo[d]imidazole-4-carboxylic acid;
94.	6-(2'-((4-hydroxypiperidin-1-yl)methyl)-[1,1'-biphenyl]-4-yl)-2-methyl-1H-benzo[d]imidazole-4-carboxylic acid.2,2,2-trifluoroacetic acid;
95.	(R)-6-(3'-((3-hydroxypyrrolidin-1-yl)methyl)-[1,1'-biphenyl]-4-yl)-2-methyl-1H-benzo[d]imidazole-4-carboxylic acid.2,2,2-trifluoroacetic acid;
96.	2-methyl-6-(4'-(piperidin-1-yl)-[1,1'-biphenyl]-4-yl)-1H-benzo[d]imidazole-4-carboxylic acid.2,2,2-trifluoroacetic acid;
97.	2-methyl-6-(3'-((4-methylpiperidin-1-yl)methyl)-[1,1'-biphenyl]-4-yl)-1H-benzo[d]imidazole-4-carboxylic acid.2,2,2-trifluoroacetic acid;
98.	6-(3'-((cyclopentylamino)methyl)-[1,1'-biphenyl]-4-yl)-2-methyl-1H-benzo[d]imidazole-4-carboxylic acid.2,2,2-trifluoroacetic acid;
99.	6-(3'-(((cyclopropylmethyl)amino)methyl)-[1,1'-biphenyl]-4-yl)-2-methyl-1H-benzo[d]imidazole-4-carboxylic acid.2,2,2-trifluoroacetic acid;
100.	6-(3'-((4-hydroxypiperidin-1-yl)methyl)-[1,1'-biphenyl]-4-yl)-2-methyl-1H-benzo[d]imidazole-4-carboxylic acid.2,2,2-trifluoroacetic acid;
101.	6-(4'-(hydroxymethyl)-[1,1'-biphenyl]-4-yl)-2-methyl-1H-benzo[d]imidazole-4-carboxylic acid;
102.	6-(2'-((3-hydroxyazetidin-1-yl)methyl)-[1,1'-biphenyl]-4-yl)-2-methyl-1H-benzo[d]imidazole-4-carboxylic acid;
103.	6-(2'-((dipropylamino)methyl)-[1,1'-biphenyl]-4-yl)-2-methyl-1H-benzo[d]imidazole-4-carboxylic acid;
104.	6-(2'-(((2-methoxyethyl)amino)methyl)-[1,1'-biphenyl]-4-yl)-2-methyl-1H-benzo[d]imidazole-4-carboxylic acid;

105.	2-methyl-6-(2'-((2-oxazepan-1-yl)methyl)-[1,1'-biphenyl]-4-yl)-1H-benzo[d]imidazole-4-carboxylic acid;
106.	6-(2'-((tert-butylamino)methyl)-[1,1'-biphenyl]-4-yl)-2-methyl-1H-benzo[d]imidazole-4-carboxylic acid.2,2,2-trifluoroacetic acid;
107.	(R)-6-(2'-((3-hydroxypyrrolidin-1-yl)methyl)-[1,1'-biphenyl]-4-yl)-2-methyl-1H-benzo[d]imidazole-4-carboxylic acid.2,2,2-trifluoroacetic acid;
108.	2-methyl-6-(2'-((4-methylpiperidin-1-yl)methyl)-[1,1'-biphenyl]-4-yl)-1H-benzo[d]imidazole-4-carboxylic acid.2,2,2-trifluoroacetic acid;
109.	2-methyl-6-(2'-((2-oxopyrrolidin-1-yl)methyl)-[1,1'-biphenyl]-4-yl)-1H-benzo[d]imidazole-4-carboxylic acid.2,2,2-trifluoroacetic acid;
110.	6-(2'-(((cyclopropylmethyl)amino)methyl)-[1,1'-biphenyl]-4-yl)-2-methyl-1H-benzo[d]imidazole-4-carboxylic acid.2,2,2-trifluoroacetic acid;
111.	6-(4-(2,5-dimethyl-1H-pyrrol-1-yl)phenyl)-2-methyl-1H-benzo[d]imidazole-4-carboxylic acid;
112.	6-(3'-(((2-methoxyethyl)amino)methyl)-[1,1'-biphenyl]-4-yl)-2-methyl-1H-benzo[d]imidazole-4-carboxylic acid.2,2,2-trifluoroacetic acid;
113.	2-methyl-6-(3'-((prop-2-yn-1-ylamino)methyl)-[1,1'-biphenyl]-4-yl)-1H-benzo[d]imidazole-4-carboxylic acid.2,2,2-trifluoroacetic acid;
114.	2-methyl-6-(3'-(((2-(methylsulfonyl)ethyl)amino)methyl)-[1,1'-biphenyl]-4-yl)-1H-benzo[d]imidazole-4-carboxylic acid.2,2,2-trifluoroacetic acid;
115.	(R)-6-(3'-((3-fluoropyrrolidin-1-yl)methyl)-[1,1'-biphenyl]-4-yl)-2-methyl-1H-benzo[d]imidazole-4-carboxylic acid.2,2,2-trifluoroacetic acid;
116.	2-methyl-6-(2'-(((1-methylpiperidin-4-yl)amino)methyl)-[1,1'-biphenyl]-4-yl)-1H-benzo[d]imidazole-4-carboxylic acid.2,2,2-trifluoroacetic acid;
117.	(R)-6-(2'-((3-fluoropyrrolidin-1-yl)methyl)-[1,1'-biphenyl]-4-yl)-2-methyl-1H-benzo[d]imidazole-4-carboxylic acid.2,2,2-trifluoroacetic acid;
118.	6-(2'-((cyclohexylamino)methyl)-[1,1'-biphenyl]-4-yl)-2-methyl-1H-benzo[d]imidazole-4-carboxylic acid.2,2,2-trifluoroacetic acid;

119.	6-(2'-((cyclohexyl(methyl)amino)methyl)-[1,1'-biphenyl]-4-yl)-2-methyl-1H-benzo[d]imidazole-4-carboxylic acid;
120.	(R)-2-methyl-6-(2,3,5,6-tetrafluoro-4'-((2-hydroxypyrrolidin-1-yl)methyl)-[1,1'-biphenyl]-4-yl)-1H-benzo[d]imidazole-4-carboxylic acid;
121.	2-methyl-6-(2,3,5,6-tetrafluoro-4'-((4-methylpiperidin-1-yl)methyl)-[1,1'-biphenyl]-4-yl)-1H-benzo[d]imidazole-4-carboxylic acid.2,2,2-trifluoroacetic acid;
122.	6-(4'-(((cyclopropylmethyl)amino)methyl)-2,3,5,6-tetrafluoro-[1,1'-biphenyl]-4-yl)-2-methyl-1H-benzo[d]imidazole-4-carboxylic acid.2,2,2-trifluoroacetic acid;
123.	(R)-2-methyl-6-(2,3,5,6-tetrafluoro-4'-((2-fluoropyrrolidin-1-yl)methyl)-[1,1'-biphenyl]-4-yl)-1H-benzo[d]imidazole-4-carboxylic acid.2,2,2-trifluoroacetic acid;
124.	6-(3'-(((cyclohexylmethyl)amino)methyl)-[1,1'-biphenyl]-4-yl)-2-methyl-1H-benzo[d]imidazole-4-carboxylic acid.2,2,2-trifluoroacetic acid;
125.	6-(3'-(((3-(dimethylamino)propyl)amino)methyl)-[1,1'-biphenyl]-4-yl)-2-methyl-1H-benzo[d]imidazole-4-carboxylic acid.2,2,2-trifluoroacetic acid;
126.	6-(3'-((diisobutylamino)methyl)-[1,1'-biphenyl]-4-yl)-2-methyl-1H-benzo[d]imidazole-4-carboxylic acid.2,2,2-trifluoroacetic acid;
127.	2-methyl-6-(2,3,5,6-tetrafluoro-4'-((prop-2-yn-1-ylamino)methyl)-[1,1'-biphenyl]-4-yl)-1H-benzo[d]imidazole-4-carboxylic acid.2,2,2-trifluoroacetic acid;
128.	6-(4'-((cyclohexylamino)methyl)-2,3,5,6-tetrafluoro-[1,1'-biphenyl]-4-yl)-2-methyl-1H-benzo[d]imidazole-4-carboxylic acid.2,2,2-trifluoroacetic acid;
129.	6-(2'-(((cyclohexylmethyl)amino)methyl)-[1,1'-biphenyl]-4-yl)-2-methyl-1H-benzo[d]imidazole-4-carboxylic acid.2,2,2-trifluoroacetic acid;
130.	6-(2'-(((4-hydroxycyclohexyl)amino)methyl)-[1,1'-biphenyl]-4-yl)-2-methyl-1H-benzo[d]imidazole-4-carboxylic acid.2,2,2-trifluoroacetic acid;

131.	2-methyl-6-(2'-((prop-2-yn-1-ylamino)methyl)-[1,1'-biphenyl]-4-yl)-1H-benzo[d]imidazole-4-carboxylic acid.2,2,2-trifluoroacetic acid;
132.	(E)-6-(3'-((methoxyimino)methyl)-[1,1'-biphenyl]-4-yl)-2-methyl-1H-benzo[d]imidazole-4-carboxylic acid;
133.	6-(2'-(((3-(dimethylamino)propyl)amino)methyl)-[1,1'-biphenyl]-4-yl)-2-methyl-1H-benzo[d]imidazole-4-carboxylic acid.2,2,2-trifluoroacetic acid;
134.	6-(2-(2,5-dimethyl-1H-pyrrol-1-yl)phenyl)-2-methyl-1H-benzo[d]imidazole-4-carboxylic acid;
135.	2-methyl-6-(3'-(((2,2,2-trifluoroethyl)amino)methyl)-[1,1'-biphenyl]-4-yl)-1H-benzo[d]imidazole-4-carboxylic acid.2,2,2-trifluoroacetic acid;
136.	2-methyl-6-(3'-(((3,3,3-trifluoropropyl)amino)methyl)-[1,1'-biphenyl]-4-yl)-1H-benzo[d]imidazole-4-carboxylic acid.2,2,2-trifluoroacetic acid;
137.	6-(3'-((1,1-dioxidothiomorpholino)methyl)-2,3,5,6-tetrafluoro-[1,1'-biphenyl]-4-yl)-2-methyl-1H-benzo[d]imidazole-4-carboxylic acid.2,2,2-trifluoroacetic acid;
138.	6-(4-(3,5-dimethyl-1H-pyrazol-1-yl)phenyl)-2-methyl-1H-benzo[d]imidazole-4-carboxylic acid.2,2,2-trifluoroacetic acid;
139.	2-methyl-6-(4-(3-methyl-1H-pyrazol-1-yl)phenyl)-1H-benzo[d]imidazole-4-carboxylic acid.2,2,2-trifluoroacetic acid;
140.	6-(2'-((diisobutylamino)methyl)-[1,1'-biphenyl]-4-yl)-2-methyl-1H-benzo[d]imidazole-4-carboxylic acid;
141.	2-methyl-6-(2'-(((2-(piperidin-1-yl)ethyl)amino)methyl)-[1,1'-biphenyl]-4-yl)-1H-benzo[d]imidazole-4-carboxylic acid;
142.	2-methyl-6-(2'-(((3,3,3-trifluoropropyl)amino)methyl)-[1,1'-biphenyl]-4-yl)-1H-benzo[d]imidazole-4-carboxylic acid;
143.	(E)-6-(3'-((ethoxyimino)methyl)-[1,1'-biphenyl]-4-yl)-2-methyl-1H-benzo[d]imidazole-4-carboxylic acid.2,2,2-trifluoroacetic acid;

144.	6-(4-(4,5-dimethyloxazol-2-yl)phenyl)-2-methyl-1H-benzo[d]imidazole-4-carboxylic acid.2,2,2-trifluoroacetic acid;
145.	6-(2',6'-dimethyl-[1,1'-biphenyl]-4-yl)-2-methyl-1H-benzo[d]imidazole-4-carboxylic acid;
146.	6-(4'-(((3-(dimethylamino)propyl)amino)methyl)-2,3,5,6-tetrafluoro-[1,1'-biphenyl]-4-yl)-2-methyl-1H-benzo[d]imidazole-4-carboxylic acid.2,2,2-trifluoroacetic acid;
147.	2-methyl-6-(2,3,5,6-tetrafluoro-4-(morpholinomethyl)phenyl)-1H-benzo[d]imidazole-4-carboxylic acid.2,2,2-trifluoroacetic acid;
148.	(R)-2-methyl-6-(2,3,5,6-tetrafluoro-3'-((3-fluoropyrrolidin-1-yl)methyl)-[1,1'-biphenyl]-4-yl)-1H-benzo[d]imidazole-4-carboxylic acid.2,2,2-trifluoroacetic acid;
149.	(R)-2-methyl-6-(2,3,5,6-tetrafluoro-3'-((3-hydroxypyrrolidin-1-yl)methyl)-[1,1'-biphenyl]-4-yl)-1H-benzo[d]imidazole-4-carboxylic acid.2,2,2-trifluoroacetic acid;
150.	6-(2'-fluoro-6'-(pyrrolidin-1-yl)methyl)-[1,1'-biphenyl]-4-yl)-2-methyl-1H-benzo[d]imidazole-4-carboxylic acid.2,2,2-trifluoroacetic acid;
151.	6-(3-(2,5-dimethyl-1H-pyrrol-1-yl)phenyl)-2-methyl-1H-benzo[d]imidazole-4-carboxylic acid;
152.	2-methyl-6-(2'-(((3-morpholinopropyl)amino)methyl)-[1,1'-biphenyl]-4-yl)-1H-benzo[d]imidazole-4-carboxylic acid.2,2,2-trifluoroacetic acid;
153.	6-(2'-(((2-(dimethylamino)ethyl)(methyl)amino)methyl)-[1,1'-biphenyl]-4-yl)-2-methyl-1H-benzo[d]imidazole-4-carboxylic acid.2,2,2-trifluoroacetic acid;
154.	6-(2'-((3,3-difluoropiperidin-1-yl)methyl)-2,3,5,6-tetrafluoro-[1,1'-biphenyl]-4-yl)-2-methyl-1H-benzo[d]imidazole-4-carboxylic acid.2,2,2-trifluoroacetic acid;
155.	6-(3'-((cyclohexylamino)methyl)-2,3,5,6-tetrafluoro-[1,1'-biphenyl]-4-yl)-2-methyl-1H-benzo[d]imidazole-4-carboxylic acid.2,2,2-trifluoroacetic acid; and



156.	2-methyl-6-(2'-(((2-(methylsulfonyl)ethyl)amino)methyl)-[1,1'-biphenyl]-4-yl)-1H-benzo[d]imidazole-4-carboxylic acid.2,2,2-trifluoroacetic acid;
------	--

or a pharmaceutically acceptable salt or a stereoisomer thereof.

[0060] In certain embodiments, the present invention provides processes for preparing 1, 4, 6-trisubstituted-2-alkyl-1H-benzo[d]imidazole derivatives of formula (I).

[0061] In certain embodiments, the present invention provides a pharmaceutical composition comprising the compound of formula (I) or (IA) or (IB) or a pharmaceutically acceptable salt or stereoisomer thereof and at least one pharmaceutically acceptable excipient (such as a pharmaceutically acceptable carrier or diluent). In certain preferred embodiments, the pharmaceutical composition comprises a therapeutically effective amount of at least one compounds of formula (I).

[0062] In certain embodiments, the present invention provides a pharmaceutical composition comprising a compound as disclosed herein, optionally admixed with a pharmaceutically acceptable carrier or diluent.

[0063] The present invention also provides methods for formulating the disclosed compounds for pharmaceutical administration.

[0064] The compositions and methods of the present invention may be utilized to treat an individual in need thereof. In certain embodiments, the individual is a mammal such as a human or a non-human mammal. When administered to an animal, such as a human, the composition or the compound is preferably administered as a pharmaceutical composition comprising, for example, a compound of the invention and a pharmaceutically acceptable carrier. Pharmaceutically acceptable carriers are well known in the art and include, for example, aqueous solutions such as water or physiologically buffered saline or other solvents or vehicles such as glycols, glycerol, oils such as olive oil or injectable organic esters. In a preferred embodiment, when such pharmaceutical compositions are for human administration, particularly for invasive routes of administration (i.e., routes, such as injection or implantation, that circumvent transport or diffusion through an epithelial barrier), the aqueous solution is pyrogen-free or substantially pyrogen-free. The excipients can be chosen, for example, to effect delayed release of an agent or to selectively target one or more cells, tissues or organs. The pharmaceutical composition can be in dosage unit form such as tablet, capsule (including sprinkle capsule and gelatin capsule), granule, lyophile for reconstitution, powder, solution, syrup, suppository, injection or the like. The composition can also be

present in a transdermal delivery system, e.g., a skin patch. The composition can also be present in a solution suitable for topical administration, such as an eye drop.

[0065] A pharmaceutically acceptable carrier can contain physiologically acceptable agents that act, for example, to stabilize, increase solubility or to increase the absorption of a compound such as a compound of the invention. Such physiologically acceptable agents include, for example, carbohydrates, such as glucose, sucrose or dextrans, antioxidants, such as ascorbic acid or glutathione, chelating agents, low molecular weight proteins or other stabilizers or excipients. The choice of a pharmaceutically acceptable carrier, including a physiologically acceptable agent, depends, for example, on the route of administration of the composition. The preparation of pharmaceutical composition can be a self-emulsifying drug delivery system or a self-microemulsifying drug delivery system. The pharmaceutical composition (preparation) also can be a liposome or other polymer matrix, which can have incorporated therein, for example, a compound of the invention. Liposomes, for example, which comprise phospholipids or other lipids, are nontoxic, physiologically acceptable and metabolizable carriers that are relatively simple to make and administer.

[0066] The phrase “pharmaceutically acceptable” is employed herein to refer to those compounds, materials, compositions, and/or dosage forms which are, within the scope of sound medical judgment, suitable for use in contact with the tissues of human beings and animals without excessive toxicity, irritation, allergic response or other problem or complication, commensurate with a reasonable benefit/risk ratio.

[0067] The phrase “pharmaceutically acceptable carrier” as used herein means a pharmaceutically acceptable material, composition or vehicle, such as a liquid or solid filler, diluent, excipient, solvent or encapsulating material. Each carrier must be “acceptable” in the sense of being compatible with the other ingredients of the formulation and not injurious to the patient. Some examples of materials which can serve as pharmaceutically acceptable carriers include: (1) sugars, such as lactose, glucose and sucrose; (2) starches, such as corn starch and potato starch; (3) cellulose, and its derivatives, such as sodium carboxymethyl cellulose, ethyl cellulose and cellulose acetate; (4) powdered tragacanth; (5) malt; (6) gelatin; (7) talc; (8) excipients, such as cocoa butter and suppository waxes; (9) oils, such as peanut oil, cottonseed oil, safflower oil, sesame oil, olive oil, corn oil and soybean oil; (10) glycols, such as propylene glycol; (11) polyols, such as glycerin, sorbitol, mannitol and polyethylene glycol; (12) esters, such as ethyl oleate and ethyl laurate; (13) agar; (14) buffering agents, such as magnesium hydroxide and aluminum hydroxide; (15) alginic acid; (16) pyrogen-free water; (17) isotonic saline; (18) Ringer’s solution; (19) ethyl alcohol; (20) phosphate buffer

solutions; and (21) other non-toxic compatible substances employed in pharmaceutical formulations.

[0068] A pharmaceutical composition (preparation) can be administered to a subject by any of a number of routes of administration including, for example, orally (for example, drenches as in aqueous or non-aqueous solutions or suspensions, tablets, capsules (including sprinkle capsules and gelatin capsules), boluses, powders, granules, pastes for application to the tongue); absorption through the oral mucosa (e.g., sublingually); anally, rectally or vaginally (for example, as a pessary, cream or foam); parenterally (including intramuscularly, intravenously, subcutaneously or intrathecally as, for example, a sterile solution or suspension); nasally; intraperitoneally; subcutaneously; transdermally (for example as a patch applied to the skin); and topically (for example, as a cream, ointment or spray applied to the skin, or as an eye drop). The compound may also be formulated for inhalation. In certain embodiments, a compound may be simply dissolved or suspended in sterile water. Details of appropriate routes of administration and compositions suitable for same can be found in, for example, U.S. Pat. Nos. 6,110,973, 5,763,493, 5,731,000, 5,541,231, 5,427,798, 5,358,970 and 4,172,896, as well as in patents cited therein.

[0069] The formulations may conveniently be presented in unit dosage form and may be prepared by any methods well known in the art of pharmacy. The amount of active ingredient which can be combined with a carrier material to produce a single dosage form will vary depending upon the host being treated, the particular mode of administration. The amount of active ingredient that can be combined with a carrier material to produce a single dosage form will generally be that amount of the compound which produces a therapeutic effect. Generally, out of one hundred percent, this amount will range from about 1 percent to about ninety-nine percent of active ingredient, preferably from about 5 percent to about 70 percent, most preferably from about 10 percent to about 30 percent.

[0070] Methods of preparing these formulations or compositions include the step of bringing into association an active compound, such as a compound of the invention, with the carrier and, optionally, one or more accessory ingredients. In general, the formulations are prepared by uniformly and intimately bringing into association a compound of the present invention with liquid carriers or finely divided solid carriers or both, and then, if necessary, shaping the product.

[0071] Formulations of the invention suitable for oral administration may be in the form of capsules (including sprinkle capsules and gelatin capsules), cachets, pills, tablets, lozenges (using a flavored basis, usually sucrose and acacia or tragacanth), lyophile, powders,

granules, or as a solution or a suspension in an aqueous or non-aqueous liquid, or as an oil-in-water or water-in-oil liquid emulsion, or as an elixir or syrup, or as pastilles (using an inert base, such as gelatin and glycerin, or sucrose and acacia) and/or as mouth washes and the like, each containing a predetermined amount of a compound of the present invention as an active ingredient. Compositions or compounds may also be administered as a bolus, electuary or paste.

[0072] To prepare solid dosage forms for oral administration (capsules (including sprinkle capsules and gelatin capsules), tablets, pills, dragees, powders, granules and the like), the active ingredient is mixed with one or more pharmaceutically acceptable carriers, such as sodium citrate or dicalcium phosphate, and/or any of the following: (1) fillers or extenders, such as starches, lactose, sucrose, glucose, mannitol, and/or silicic acid; (2) binders, such as, for example, carboxymethylcellulose, alginates, gelatin, polyvinyl pyrrolidone, sucrose and/or acacia; (3) humectants, such as glycerol; (4) disintegrating agents, such as agar-agar, calcium carbonate, potato or tapioca starch, alginic acid, certain silicates, and sodium carbonate; (5) solution retarding agents, such as paraffin; (6) absorption accelerators, such as quaternary ammonium compounds; (7) wetting agents, such as, for example, cetyl alcohol and glycerol monostearate; (8) absorbents, such as kaolin and bentonite clay; (9) lubricants, such as talc, calcium stearate, magnesium stearate, solid polyethylene glycols, sodium lauryl sulfate, and mixtures thereof; (10) complexing agents, such as, modified and unmodified cyclodextrins; and (11) coloring agents. In the case of capsules (including sprinkle capsules and gelatin capsules), tablets and pills, the pharmaceutical compositions may also comprise buffering agents. Solid compositions of a similar type may also be employed as fillers in soft and hard-filled gelatin capsules using such excipients as lactose or milk sugars, as well as high molecular weight polyethylene glycols and the like.

[0073] A tablet may be made by compression or molding, optionally with one or more accessory ingredients. Compressed tablets may be prepared using binder (for example, gelatin or hydroxypropylmethyl cellulose), lubricant, inert diluent, preservative, disintegrant (for example, sodium starch glycolate or cross-linked sodium carboxymethyl cellulose), surface-active or dispersing agent. Molded tablets may be made by molding in a suitable machine a mixture of the powdered compound moistened with an inert liquid diluent.

[0074] The tablets, and other solid dosage forms of the pharmaceutical compositions, such as dragees, capsules (including sprinkle capsules and gelatin capsules), pills and granules, may optionally be scored or prepared with coatings and shells, such as enteric

coatings and other coatings well known in the pharmaceutical-formulating art. They may also be formulated so as to provide slow or controlled release of the active ingredient therein using, for example, hydroxypropylmethyl cellulose in varying proportions to provide the desired release profile, other polymer matrices, liposomes and/or microspheres. They may be sterilized by, for example, filtration through a bacteria-retaining filter, or by incorporating sterilizing agents in the form of sterile solid compositions that can be dissolved in sterile water, or some other sterile injectable medium immediately before use. These compositions may also optionally contain opacifying agents and may be of a composition that they release the active ingredient(s) only, or preferentially, in a certain portion of the gastrointestinal tract, optionally, in a delayed manner. Examples of embedding compositions that can be used include polymeric substances and waxes. The active ingredient can also be in micro-encapsulated form, if appropriate, with one or more of the above-described excipients.

[0075] Liquid dosage forms useful for oral administration include pharmaceutically acceptable emulsions, lyophiles for reconstitution, microemulsions, solutions, suspensions, syrups and elixirs. In addition to the active ingredient, the liquid dosage forms may contain inert diluents commonly used in the art, such as, for example, water or other solvents, cyclodextrins and derivatives thereof, solubilizing agents and emulsifiers, such as ethyl alcohol, isopropyl alcohol, ethyl carbonate, ethyl acetate, benzyl alcohol, benzyl benzoate, propylene glycol, 1,3-butylene glycol, oils (in particular, cottonseed, groundnut, corn, germ, olive, castor and sesame oils), glycerol, tetrahydrofuryl alcohol, polyethylene glycols and fatty acid esters of sorbitan, and mixtures thereof.

[0076] Besides inert diluents, the oral compositions can also include adjuvants such as wetting agents, emulsifying and suspending agents, sweetening, flavoring, coloring, perfuming and preservative agents.

[0077] Suspensions, in addition to the active compounds, may contain suspending agents as, for example, ethoxylatedisostearyl alcohols, polyoxyethylene sorbitol and sorbitan esters, microcrystalline cellulose, aluminummetahydroxide, bentonite, agar-agar and tragacanth, and mixtures thereof.

[0078] Formulations of the pharmaceutical compositions for rectal, vaginal, or urethral administration may be presented as a suppository, which may be prepared by mixing one or more active compounds with one or more suitable nonirritating excipients or carriers comprising, for example, cocoa butter, polyethylene glycol, a suppository wax or a salicylate, and which is solid at room temperature, but liquid at body temperature and, therefore, will melt in the rectum or vaginal cavity and release the active compound.

[0079] Formulations of the pharmaceutical compositions for administration to the mouth may be presented as a mouthwash or an oral spray or an oral ointment.

[0080] Alternatively or additionally, compositions can be formulated for delivery via a catheter, stent, wire or other intraluminal device. Delivery via such devices may be especially useful for delivery to the bladder, urethra, ureter, rectum or intestine.

[0081] Formulations which are suitable for vaginal administration also include pessaries, tampons, creams, gels, pastes, foams or spray formulations containing such carriers as are known in the art to be appropriate.

[0082] Dosage forms for the topical or transdermal administration include powders, sprays, ointments, pastes, creams, lotions, gels, solutions, patches and inhalants. The active compound may be mixed under sterile conditions with a pharmaceutically acceptable carrier, and with any preservatives, buffers, or propellants that may be required.

[0083] The ointments, pastes, creams and gels may contain, in addition to an active compound, excipients, such as animal and vegetable fats, oils, waxes, paraffins, starch, tragacanth, cellulose derivatives, polyethylene glycols, silicones, bentonites, silicic acid, talc and zinc oxide or mixtures thereof.

[0084] Powders and sprays can contain, in addition to an active compound, excipients such as lactose, talc, silicic acid, aluminum hydroxide, calcium silicates and polyamide powder or mixtures of these substances. Sprays can additionally contain customary propellants, such as chlorofluorohydrocarbons and volatile unsubstituted hydrocarbons, such as butane and propane.

[0085] Transdermal patches have the added advantage of providing controlled delivery of a compound of the present invention to the body. Such dosage forms can be made by dissolving or dispersing the active compound in the proper medium. Absorption enhancers can also be used to increase the flux of the compound across the skin. The rate of such flux can be controlled by either providing a rate controlling membrane or dispersing the compound in a polymer matrix or gel.

[0086] Ophthalmic formulations, eye ointments, powders, solutions and the like, are also contemplated as being within the scope of this invention. Exemplary ophthalmic formulations are described in U.S. Publication Nos. 2005/0080056, 2005/0059744, 2005/0031697 and 2005/004074 and U.S. Pat. No. 6,583,124, the contents of which are incorporated herein by reference. If desired, liquid ophthalmic formulations have properties similar to that of lacrimal fluids, aqueous humor or vitreous humor or are compatible with

such fluids. A preferred route of administration is local administration (e.g., topical administration, such as eye drops, or administration via an implant).

[0087] The phrases “parenteral administration” and “administered parenterally” as used herein means modes of administration other than enteral and topical administration, usually by injection, and includes, without limitation, intravenous, intramuscular, intraarterial, intrathecal, intracapsular, intraorbital, intracardiac, intradermal, intraperitoneal, transtracheal, subcutaneous, subcuticular, intraarticular, subcapsular, subarachnoid, intraspinal and intrasternal injection and infusion.

[0088] Pharmaceutical compositions suitable for parenteral administration comprise one or more active compounds in combination with one or more pharmaceutically acceptable sterile isotonic aqueous or nonaqueous solutions, dispersions, suspensions or emulsions, or sterile powders which may be reconstituted into sterile injectable solutions or dispersions just prior to use, which may contain antioxidants, buffers, bacteriostats, solutes which render the formulation isotonic with the blood of the intended recipient or suspending or thickening agents.

[0089] Examples of suitable aqueous and nonaqueous carriers that may be employed in the pharmaceutical compositions of the invention include water, ethanol, polyols (such as glycerol, propylene glycol, polyethylene glycol, and the like), and suitable mixtures thereof, vegetable oils, such as olive oil, and injectable organic esters, such as ethyl oleate. Proper fluidity can be maintained, for example, by the use of coating materials, such as lecithin, by the maintenance of the required particle size in the case of dispersions, and by the use of surfactants.

[0090] These compositions may also contain adjuvants such as preservatives, wetting agents, emulsifying agents and dispersing agents. Prevention of the action of microorganisms may be ensured by the inclusion of various antibacterial and antifungal agents, for example, paraben, chlorobutanol, phenol sorbic acid, and the like. It may also be desirable to include isotonic agents, such as sugars, sodium chloride, and the like into the compositions. In addition, prolonged absorption of the injectable pharmaceutical form may be brought about by the inclusion of agents that delay absorption such as aluminummonostearate and gelatin.

[0091] In some cases, in order to prolong the effect of a drug, it is desirable to slow the absorption of the drug from subcutaneous or intramuscular injection. This may be accomplished by the use of a liquid suspension of crystalline or amorphous material having poor water solubility. The rate of absorption of the drug then depends upon its rate of dissolution, which, in turn, may depend upon crystal size and crystalline form. Alternatively,

delayed absorption of a parenterally administered drug form is accomplished by dissolving or suspending the drug in an oil vehicle.

[0092] Injectable depot forms are made by forming microencapsulated matrices of the subject compounds in biodegradable polymers such as polylactide-polyglycolide. Depending on the ratio of drug to polymer, and the nature of the particular polymer employed, the rate of drug release can be controlled. Examples of other biodegradable polymers include poly(orthoesters) and poly(anhydrides). Depot injectable formulations are also prepared by entrapping the drug in liposomes or microemulsions that are compatible with body tissue.

[0093] For use in the methods of this invention, active compounds can be given per se or as a pharmaceutical composition containing, for example, 0.1 to 99.5% (more preferably, 0.5 to 90%) of active ingredient in combination with a pharmaceutically acceptable carrier.

[0094] Methods of introduction may also be provided by rechargeable or biodegradable devices. Various slow release polymeric devices have been developed and tested in vivo in recent years for the controlled delivery of drugs, including proteinaceous biopharmaceuticals. A variety of biocompatible polymers (including hydrogels), including both biodegradable and non-degradable polymers, can be used to form an implant for the sustained release of a compound at a particular target site.

[0095] Actual dosage levels of the active ingredients in the pharmaceutical compositions may be varied so as to obtain an amount of the active ingredient that is effective to achieve the desired therapeutic response for a particular patient, composition, and mode of administration, without being toxic to the patient.

[0096] The selected dosage level will depend upon a variety of factors including the activity of the particular compound or combination of compounds employed, or the ester, salt or amide thereof, the route of administration, the time of administration, the rate of excretion of the particular compound(s) being employed, the duration of the treatment, other drugs, compounds and/or materials used in combination with the particular compound(s) employed, the age, sex, weight, condition, general health and prior medical history of the patient being treated, and like factors well known in the medical arts.

[0097] A physician or veterinarian having ordinary skill in the art can readily determine and prescribe the therapeutically effective amount of the pharmaceutical composition required. For example, the physician or veterinarian could start doses of the pharmaceutical composition or compound at levels lower than that required in order to achieve the desired therapeutic effect and gradually increase the dosage until the desired effect is achieved. By "therapeutically effective amount" is meant the concentration of a



compound that is sufficient to elicit the desired therapeutic effect. It is generally understood that the effective amount of the compound will vary according to the weight, sex, age, and medical history of the subject. Other factors which influence the effective amount may include, but are not limited to, the severity of the patient's condition, the disorder being treated, the stability of the compound, and, if desired, another type of therapeutic agent being administered with the compound of the invention. A larger total dose can be delivered by multiple administrations of the agent. Methods to determine efficacy and dosage are known to those skilled in the art (Isselbacher et al. (1996) Harrison's Principles of Internal Medicine 13 ed., 1814-1882, herein incorporated by reference).

[0098] In general, a suitable daily dose of an active compound used in the compositions and methods of the invention will be that amount of the compound that is the lowest dose effective to produce a therapeutic effect. Such an effective dose will generally depend upon the factors described above.

[0099] If desired, the effective daily dose of the active compound may be administered as one, two, three, four, five, six or more sub-doses administered separately at appropriate intervals throughout the day, optionally, in unit dosage forms. In certain embodiments of the present invention, the active compound may be administered two or three times daily. In preferred embodiments, the active compound will be administered once daily.

[0100] The patient receiving this treatment is any animal in need, including primates, in particular humans, and other mammals such as equines, cattle, swine and sheep; and poultry and pets in general.

[0101] Wetting agents, emulsifiers and lubricants, such as sodium lauryl sulfate and magnesium stearate, as well as coloring agents, release agents, coating agents, sweetening, flavoring and perfuming agents, preservatives and antioxidants can also be present in the compositions.

[0102] Examples of pharmaceutically acceptable antioxidants include: (1) water-soluble antioxidants, such as ascorbic acid, cysteine hydrochloride, sodium bisulfate, sodium metabisulfite, sodium sulfite and the like; (2) oil-soluble antioxidants, such as ascorbylpalmitate, butylated hydroxyanisole (BHA), butylated hydroxytoluene (BHT), lecithin, propyl gallate, alpha-tocopherol, and the like; and (3) metal-chelating agents, such as citric acid, ethylenediaminetetraacetic acid (EDTA), sorbitol, tartaric acid, phosphoric acid, and the like.

[0103] In certain embodiments, the present disclosure provides uses of compound of formula (I) as a medicament for the treatment of autoimmune and inflammatory disorders.

[0104] In certain embodiments, the present disclosure provides uses of compound of formula (I) as a medicament for the treatment inflammatory disorders such as multiple sclerosis, rheumatoid arthritis; and also diseases like cancer.

[0105] In certain embodiments, the invention embodiments provides the use of compounds of formula (I) and pharmaceutically acceptable salts solvate, tautomers, and stereoisomers thereof, including mixtures thereof in all ratios as a medicament, by inhibiting dihydroorotate oxygenase enzyme activity in treating disorder like multiple sclerosis and other diseases such as inflammatory disorders, rheumatoid arthritis and cancer.

[0106] In certain embodiments, the present invention provides the methods for treating diseases or disorders mediated by dihydroorotate dehydrogenase (DHODH or DHOD) enzyme comprising administering the compound of formula (I).

[0107] In certain embodiments, the diseases or disorders mediated by dihydroorotate dehydrogenase (DHODH or DHOD) comprises, but not restricted to, autoimmune and chronic inflammatory diseases, including systemic lupus erythematosus, chronic rheumatoid arthritis, multiple sclerosis, type I diabetes mellitus, inflammatory bowel diseases, biliary cirrhosis, uveitis and other disorders such as Crohn's diseases, ulcerative colitis, bullous pemphigoid, sarcoidosis, psoriasis, autoimmune myositis, Wegener's granulomatosis, ichthyosis, Graves ophthalmopathy, atopic dermatitis and asthma.

[0108] The compounds of formula (I) and related formulae can be also useful as part of chemotherapeutic regimens for the treatment of cancers, Lymphomas and leukemias alone or in combination with classic antitumoral compounds well known by the one skilled in the art.

[0109] In one embodiment, the condition treated by a compound of formula (I) of the present invention or a pharmaceutically acceptable salt thereof or a pharmaceutical composition comprising the same is a lymphoma selected from Hodgkin's disease, non-Hodgkin's lymphoma, follicular lymphoma, diffuse large B cell lymphoma or DLBCL (including forms of DLBCL that are characterized by gene alterations at *c-MYC* and *BCL2*; gene alterations at *c-MYC* and *BCL6*; and gene alterations at *c-MYC*, *BCL2*, and *BCL6*), anaplastic large cell lymphoma, mantle cell lymphoma, primary CNS lymphoma, lymphocytic lymphoma, and T-cell lymphoma. In another embodiment, the lymphoma treated by a compound of formula (I) of the present invention or a pharmaceutically acceptable salt thereof or a pharmaceutical composition comprising the same is selected from diffuse mixed cell lymphoma, and primary effusion lymphoma.

[0110] In one embodiment, the condition treated by a compound of formula (I) of the present invention or a pharmaceutically acceptable salt thereof or a pharmaceutical composition comprising the same is a leukemia selected from acute myeloid leukemia, B-prolymphocytic leukemia, acute lymphoblastic leukemia, and chronic lymphocytic leukemia. In another embodiment, the leukemia treated by a compound of formula (I) of the present invention or a pharmaceutically acceptable salt thereof or a pharmaceutical composition comprising the same is selected from acute monocytic leukemia, acute lymphoblastic leukemia, erythroleukemia, chronic myeloid leukemia, and chronic monocytic leukemia.

[0111] In one embodiment, the condition treated by a compound of formula (I) of the present invention or a pharmaceutically acceptable salt thereof or a pharmaceutical composition comprising the same is multiple myeloma.

[0112] In another embodiment, the condition treated by a compound of formula (I) of the present invention or a pharmaceutically acceptable salt thereof or a pharmaceutical composition comprising the same is myelodysplastic syndrome.

[0113] In one embodiment, the condition treated by a compound of formula (I) of the present invention or a pharmaceutically acceptable salt thereof or a pharmaceutical composition comprising the same is a solid tumor selected from lung cancer, breast cancer, triple negative breast cancer, melanoma, glioblastoma, prostate cancer, colon cancer, pancreatic cancer, bone cancer, cancer of the head or neck, skin cancer, cutaneous or intraocular malignant endometrium, carcinoma of the cervix, carcinoma of the vagina, carcinoma of the vulva, cancer of the esophagus, cancer of the small intestine, cancer of the endocrine system, cancer of the thyroid gland, cancer of the parathyroid gland, cancer of the adrenal gland, sarcoma of soft tissue, cancer of the urethra, cancer of the penis, solid tumors of childhood, cancer of the bladder, cancer of the kidney or ureter, carcinoma of the renal pelvis, neoplasm of the central nervous system (CNS), tumor angiogenesis, spinal axis tumor, brain stem glioma, pituitary adenoma, Kaposi's sarcoma, epidermoid cancer, squamous cell cancer, an environmentally induced cancer, and a PTEN mutant cancer. In another embodiment, the solid tumor treated by a compound of formula (I) of the present invention or a pharmaceutically acceptable salt thereof or a pharmaceutical composition comprising the same is selected from sarcomatoid carcinoma, biliary tract cancer or cancer of the ampulla of Vater, non-small cell lung cancer, bronchoalveolar carcinoma, liver cancer, cancer of the ovary, and cancer of the upper aerodigestive tract.

[0114] In yet another embodiment, the present invention relates to compounds of formula (I) for use in the treatment of inflammatory disorders and autoimmune diseases or

overactive immune response. More preferably, the present invention relates to the use of compounds of formula (I) for the treatment of multiple sclerosis, rheumatoid arthritis and transplant rejection.

[0115] Use of compounds as above and pharmaceutically usable derivatives, salts, tautomers, solvates and stereoisomers thereof, including mixtures thereof in all ratios, for the preparation of a medicament for the treatment and/or prophylaxis of a dihydroorotate dehydrogenase associated disorder.

[0116] Use of compounds as above wherein the dihydroorotate dehydrogenase associated disorder is an autoimmune disorder or condition associated with an overactive immune response.

[0117] Use of compounds as above and pharmaceutically usable derivatives, salts, tautomers, solvates and stereoisomers thereof, including mixtures thereof in all ratios, for the preparation of a medicament for the treatment and/or prophylaxis of an immunoregulatory abnormality.

[0118] Use of compounds as above wherein the immunoregulatory abnormality is multiple sclerosis or rheumatoid arthritis.

[0119] Use of the compounds as above for the preparation of a medicament for the treatment and prophylaxis of cancer diseases, inflammatory bowel disease or rheumatoid arthritis.

[0120] In certain embodiment, the present disclosure provides the compound of formula (I) for use as a medicament.

[0121] In certain embodiments, the present invention provides the compounds of formula (I) for use in the treatment of autoimmune and chronic inflammatory diseases, including systemic lupus erythematosus, chronic rheumatoid arthritis, multiple sclerosis, type I diabetes mellitus, inflammatory bowel diseases, biliary cirrhosis, uveitis and other disorders such as Crohn's diseases, ulcerative colitis, bullous pemphigoid, sarcoidosis, psoriasis, autoimmune myositis, Wegener's granulomatosis, ichthyosis, Graves ophthalmopathy, atopic dermatitis and asthma.

[0122] The term "diseases or conditions for which a dihydroorotate dehydrogenase inhibitor is indicated", is intended to include each of or all of the above disease states.

[0123] While it is possible that for use in therapy, a compound of formula (I) as well as pharmaceutically acceptable salts thereof may be administered as the raw chemical, it is common to present the active ingredient as a pharmaceutical composition.

[0124] The compounds and pharmaceutically compositions of the present invention may be used in combination with other drugs that are used in the treatment/prevention/suppression or amelioration of the diseases or conditions for which compounds of the present invention may be useful. Such other drugs may be administered, by a route and in an amount commonly used there for, contemporaneously or sequentially with a compound of the present invention. When a compound of the present invention is used contemporaneously with one or more other drugs, a pharmaceutical composition containing such other drugs in addition to the compound of the present invention may also be preferred. Accordingly, the pharmaceutical compositions of the present invention include those that also contain one or more other active ingredients, in addition to a compound of the present invention.

[0125] A pharmaceutical composition of the invention may be formulated as being compatible with its intended route of administration, which may preferably be an oral administration. For example the pharmaceutical compositions of the invention may be formulated for administration by inhalation, such as aerosols or dry powders; for oral administration, such in the form of tablets, capsules, gels, syrups, suspensions, emulsions, elixirs, solutions, powders or granules; for rectal or vaginal administration, such as suppositories; or for parenteral injection (including intravenous, subcutaneous, intramuscular, intravascular, or infusion) such as a sterile solution, suspension or emulsion.

[0126] The compounds of the present invention may also be entrapped in microcapsules prepared, for example, by coacervation techniques or by interfacial polymerization, for example, hydroxymethyl cellulose or gelatin-microcapsules and poly-(methylmethacrylate) microcapsules, respectively, in colloidal drug delivery systems (for example, liposomes, albumin microspheres, microemulsions, nano-particles and nanocapsules) or in macroemulsions. Such techniques are disclosed in Remington's Pharmaceutical Sciences 16<sup>th</sup> edition, *Osol, A. Ed.* (1980).

[0127] In a further aspect, the present invention relates to a process for preparing 1, 4, 6-trisubstituted-2-alkyl-1H-benzo[d]imidazole derivatives of formula (I) .

[0128] The dihydroorotate dehydrogenase inhibitors according to formula (I) may be prepared from readily available starting materials using the following general methods and procedures. It will be appreciated that where typical or preferred experimental conditions (i.e. reaction temperatures, time, moles of reagents, solvents etc.) are given, other experimental conditions can also be used unless otherwise stated. Optimum reaction conditions may vary with the particular reactants or solvents used, but such conditions can be determined by the

person skilled in the art, using routine optimisation procedures. Moreover, by utilizing the procedures described in detail, one of ordinary skill in the art can prepare additional compounds of the present invention claimed herein. All temperatures are in degrees Celsius (°C) unless otherwise noted.

[0129] In a further aspect, the compounds of the present invention can also contain unnatural proportions of atomic isotopes at one or more of the atoms that constitute such compounds. For example, the present invention also embraces isotopically-labeled variants of the present invention which are identical to those recited herein, but for the fact that one or more atoms of the compound are replaced by an atom having the atomic mass or mass number different from the predominant atomic mass or mass number usually found in nature for the atom. All isotopes of any particular atom or element as specified are contemplated within the scope of the compounds of the invention, and their uses. Exemplary isotopes that can be incorporated in to compounds of the invention include isotopes of hydrogen, carbon, nitrogen, oxygen, phosphorous, sulfur, fluorine, chlorine and iodine, such as  $^2\text{H}$  ("D"),  $^3\text{H}$ ,  $^{11}\text{C}$ ,  $^{13}\text{C}$ ,  $^{14}\text{C}$ ,  $^{13}\text{N}$ ,  $^{15}\text{N}$ ,  $^{15}\text{O}$ ,  $^{17}\text{O}$ ,  $^{18}\text{O}$ ,  $^{32}\text{P}$ ,  $^{33}\text{P}$ ,  $^{35}\text{S}$ ,  $^{18}\text{F}$ ,  $^{36}\text{Cl}$ ,  $^{123}\text{I}$  and  $^{125}\text{I}$ . Isotopically labeled compounds of the present inventions can generally be prepared by following procedures analogous to those disclosed in the Schemes and/or in the Examples herein below, by substituting an isotopically labeled reagent for a non-isotopically labeled reagent.

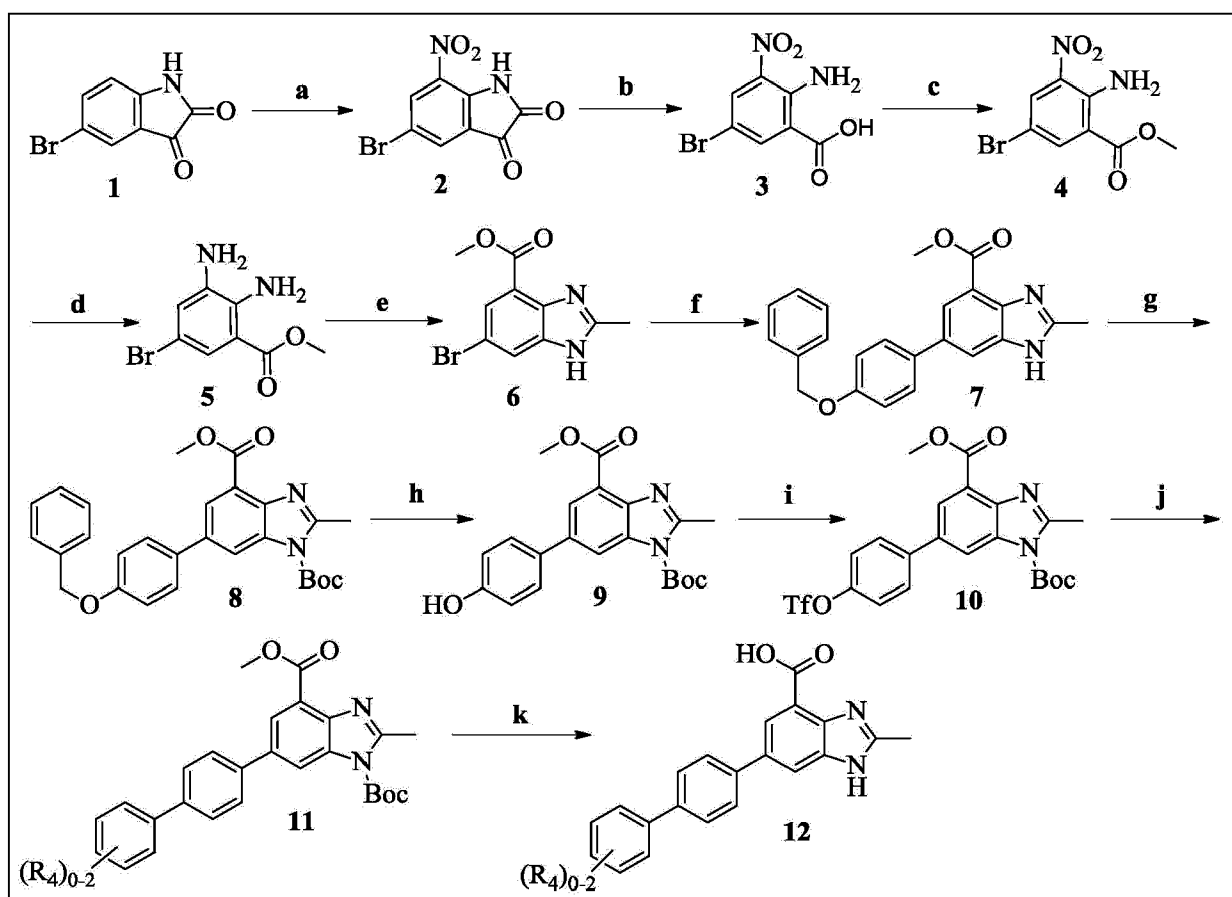
[0130] The abbreviations used in the entire specification may be summarized herein below with their particular meaning.

[0131]  $\text{AcNH}_2$  (Acetamide),  $\text{AcOH}$  (Acetic acid), ATP (Adenoside Triphosphate), BSA (Bovine Serum Albumin),  $\text{Bu}_4\text{NOH}$  (Tetrabutylammonium hydroxide), CDI (1,1'-Carbonyldiimidazole),  $\text{CHCl}_3$  (Chloroform),  $\text{Cs}_2\text{CO}_3$  (Cesium carbonate), cHex (Cyclohexanes),  $\text{CH}_3\text{NO}_2$  (Nitromethane), DBU (1,8-Diazabicyclo[5.4.0]undec-7-ene), DCM (Dichloromethane), DIPEA (di-isopropyl ethylamine), DMAP (4-Dimethylaminopyridine), DMSO (Dimethyl Sulfoxide), DMF (N,N-Dimethylformamide),  $\text{Et}_3\text{N}$  (Triethylamine), EtOAc (Ethyl acetate), EtOH (Ethanol), FC (Flash Chromatography on silica gel), g (gram), HCl (hydrogen chloride), HATU (2-(1H-7-Azabenzotriazol-1-yl)--1,1,3,3-tetramethyl uroniumhexafluorophosphateMethanaminium), h (hour), HPLC (High Performance Liquid Chromatography),  $\text{K}_2\text{CO}_3$  (Potassium Carbonate), min (minute), MHz (Megahertz), mL (milliliter), mmol (millimole), mM (millimolar), MeOH (Methanol),  $\text{MgSO}_4$  (Magnesium sulfate), MS (Mass Spectrometry),  $\text{NH}_4\text{Cl}$  (Ammonium chloride),  $\text{NH}_4(\text{CO}_3)_2$  (ammonium carbonate), NaI (Sodium Iodine), NaH (Sodium hydride),  $\text{NaHCO}_3$  (Sodium bicarbonate), NMR (Nuclear

Magnetic Resonance), PdCl<sub>2</sub> (Palladium dichloride), PetEther (Petroleum ether), PtO<sub>2</sub> (Platinum oxide), PBS (Phosphate Buffered Saline), RT (room temperature), TEA (Triethyl amine), TFA (Trifluoroacetic acid), THF (Tetrahydrofuran), tBuOK (Potassium tert-butoxide), TBME (tert-Butyl Methyl Ether), TMSI (Trimethylsilyl iodide), TLC (Thin Layer Chromatography), UV (Ultraviolet), Zn (Zinc powder).

[0132] Another embodiment of the present invention provides methods useful for making the compounds of Formula (I) are set forth in the Examples below and generalized in Schemes 1 and II. One of skill in the art will recognize that Schemes 1 and II can be adapted to produce the compounds of Formula (I) and pharmaceutically accepted salts of compounds of Formula (I) according to the present invention. Wherein all symbols/variables are as defined earlier unless otherwise stated. The process is represented by Schemes 1 and II.

**Scheme-1**

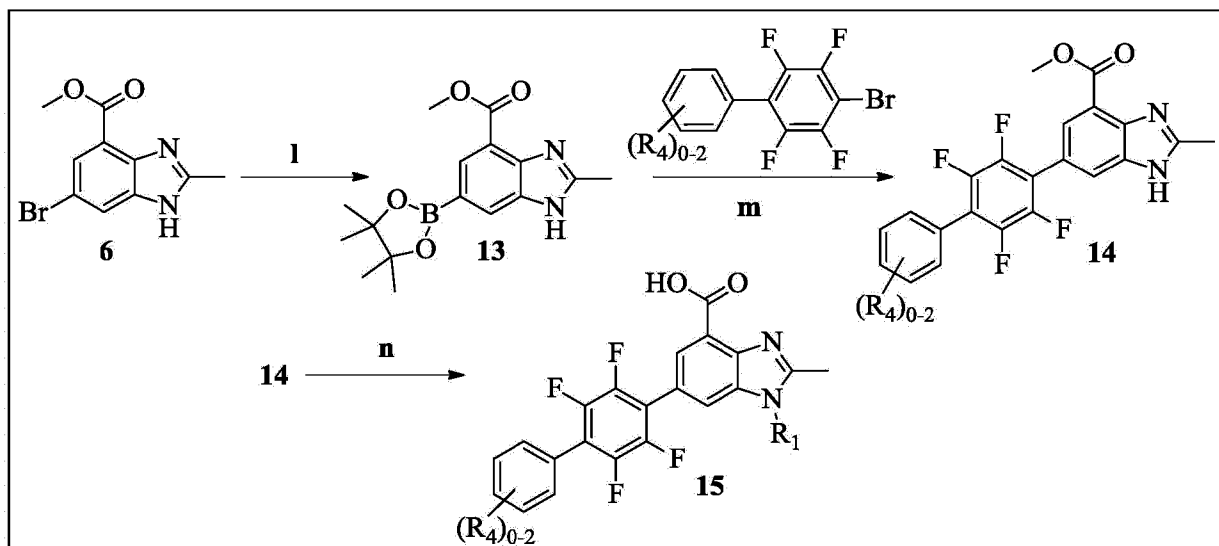


[0133] In step **a**, commercially available 5-bromo-1H-indole-2,3-dione is reacted with nitrating mixture to obtain 5-bromo-7-nitro-1H-indole-2,3-dione by following the procedure described in Preparation #1. In step **b**, 5-bromo-7-nitro-1H-indole-2,3-dione is reacted with hydrogen peroxide to afford 2-amino-5-bromo-3-nitrobenzoic acid by following the procedure described in Preparation #2, which is further reacted with methanol

and Conc.  $\text{H}_2\text{SO}_4$  to obtain 2-amino-5-bromo-3-nitrobenzoate by following the procedure described in Preparation #3. In step **d**, 2-amino-5-bromo-3-nitrobenzoate is reduced with Zinc dust/ammonium chloride to afford methyl 2,3-diamino-5-bromobenzoate by following the procedure described in Preparation #4. In step **e**, methyl 2,3-diamino-5-bromobenzoate is cyclized with acetic acid to afford methyl 6-bromo-2-methyl-1H-benzo[d]imidazole-4-carboxylate by following the procedure described in Preparation #5. In step **f**, 6-bromo-2-methyl-1H-benzo[d]imidazole-4-carboxylate is coupled with (4-(benzyloxy)phenyl)boronic acid using appropriate Palladium catalyst and following the procedure described in Preparation #6 to afford methyl 6-(4-(benzyloxy)phenyl)-2-methyl-1H-benzo[d]imidazole-4-carboxylate. In step **g** methyl 6-(4-(benzyloxy)phenyl)-2-methyl-1H-benzo[d]imidazole-4-carboxylate is protected with Boc anhydride by following the procedure described in Preparation #7 to afford 1-tert-butyl 4-methyl 6-(4-(benzyloxy)phenyl)-2-methyl-1H-benzo[d]imidazole-1,4-dicarboxylate and further in step **h**, it is de-benzylated using Hydrogenation by following the procedure described in Preparation #8 to afford 1-tert-butyl 4-methyl 6-(4-hydroxyphenyl)-2-methyl-1H-benzo[d]imidazole-1,4-dicarboxylate. In step **i**, 1-tert-butyl 4-methyl 6-(4-hydroxyphenyl)-2-methyl-1H-benzo[d]imidazole-1,4-dicarboxylate is reacted with trifluoro methane sulfonic anhydride to afford 1-tert-butyl 4-methyl 2-methyl-6-(4-(((trifluoromethyl)sulfonyl)oxy)phenyl)-1H-benzo[d]imidazole-1,4-dicarboxylate by following the procedure described in Preparation #9. In step **j**, 1-tert-butyl 4-methyl 2-methyl-6-(4-(((trifluoromethyl)sulfonyl)oxy)phenyl)-1H-benzo[d]imidazole-1,4-dicarboxylate is coupled with suitable phenyl boronic acids in presence of Palladium catalyst using General Procedure #A to afford compound #11, which is further subjected to base hydrolysis by following the procedure described in General procedure #E to afford the compounds of present invention.



Scheme-II



[0134] In step I, methyl 6-bromo-2-methyl-1H-benzo[d]imidazole-4-carboxylate is treated with bis (pinacolato)diboron in presence of suitable palladium catalyst by following the procedure described in Preparation #10 to afford methyl 2-methyl-6-(4,4,5,5-tetramethyl-1,3,2-dioxaborolan-2-yl)-1H-benzo[d]imidazole-4-carboxylate which further treated with suitable halo bi-phenyl derivatives in presence of suitable palladium catalyst by following the procedure described in General procedure A to afford compound #14. In step n, compound #14 is subjected to base hydrolysis by following the procedure described in General procedure #E afforded the compounds of present invention.

[0135] If the above set of general synthetic methods is not applicable to obtain compounds according to Formula (I) and/or necessary intermediates for the synthesis of compounds of Formula (I), suitable methods of preparation known by a person skilled in the art should be used. In general, the synthesis pathways for any individual compound of Formula (I) will depend on the specific substituents of each molecule and upon the ready availability of intermediates necessary; again such factors being appreciated by those of ordinary skill in the art.

[0136] Compounds of this invention can be isolated in association with solvent molecules by crystallization from evaporation of an appropriate solvent. The pharmaceutically acceptable acid addition salts of the compounds of Formula (I), which contain a basic center, may be prepared in a conventional manner. For example, a solution of the free base may be treated with a suitable acid, either neat or in a suitable solution, and the resulting salt isolated either by filtration or by evaporation under vacuum of the reaction solvent. Pharmaceutically acceptable base addition salts may be obtained in an analogous

manner by treating a solution of compound of Formula (I) with a suitable base. Both types of salts may be formed or interconverted using ion-exchange resin techniques.

## EXAMPLES

Although the invention has been illustrated by certain of the preceding examples, it is not to be construed as being limited thereby; but rather, the invention encompasses the generic area as hereinbefore disclosed. Various modifications and embodiments can be made without departing from the spirit and scope thereof.

### General:

The HPLC data provided in the examples described below were obtained as followed.

Condition A: Column Waters Xbridge™ C8 50 mm x 4.6 mm at a flow of 2 mL/min; 8 min gradient from 0.1 % TFA in H<sub>2</sub>O to 0.07 % TFA in CH<sub>3</sub>CN.

Condition B: C18 BDS (4.6X250) mm, SC\244 at a flow of 0.7 mL/min; 10 min gradient from 0.1 % TFA in H<sub>2</sub>O to CH<sub>3</sub>CN.

Preparative HPLC conditions:

Column: Zorbax Eclipse XDB C18 PrepHT (150 X 21.2mm, 5μ)

Mobile Phase: (A) 0.01%TFA or 0.1%TFA

(B) ACN or ACN: MeOH (1:1)

Flow: 20ml/min

[0137] The MS data provided in the examples described below were obtained as followed: Mass spectrum: LC/MS Waters ZMD (ESI) or a Waters Acquity SQD (ESI).

[0138] The NMR data provided in the examples described below were obtained as followed: <sup>1</sup>H-NMR: Bruker DPX-300MHz or a Bruker DPX 400 MHz.

[0139] The microwave chemistry was performed on a single mode microwave reactor Emrys™ Optimiser from Personal Chemistry.

[0140] Preparative HPLC purifications were performed with a mass directed autopurification Fractionlynx from Waters equipped with a Sunfire Prep C18 OBD column 19x100 mm 5 μm, unless otherwise reported. All HPLC purifications were performed with a gradient of ACN/H<sub>2</sub>O or ACN/H<sub>2</sub>O/HCOOH (0.1%).

[0141] The compounds of invention have been named according to the standards used in the programACD/Name Batch from “Advanced Chemistry Development Inc., ACD/Labs (7.00 Release)”. Product version: 7.10 build: 15 Sep 2003.

[0142] The procedure for the compounds of Formula (I) are detailed herein below list of general procedures including the general synthesis of various intermediates involved in process of manufacture of the compounds according to the present invention.

## LIST OF GENERAL PROCEDURES

**General Procedure A: Suzuki reaction**

**General Procedure B: Reductive Amination**

**General Procedure C: oxidation of sulphide group**

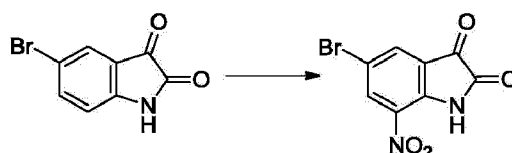
**General Procedure D: O-alkylation**

**General Procedure E: Formation of an Acid from methyl ester**

**General Procedure F: Amide formation**

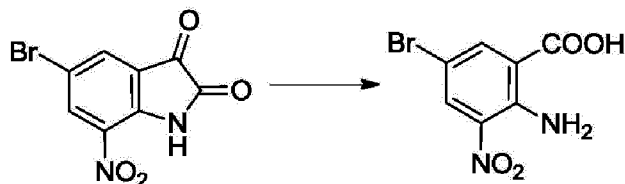
**General Procedure G: preparation of 2,2,2-trifluoroacetic acid salt**

**Preparation #1: 5-bromo-7-nitro-1H-indole-2,3-dione**



[0143] A stirred solution of 5-bromo-1H-indole-2, 3-dione (5 g, 22.1 mmol) in conc.H<sub>2</sub>SO<sub>4</sub> (22.5 mL) was cooled to -5°C and conc. nitric acid (1.45 mL) was added drop wise over 30 min and continued the stirring at the same temperature for 30 min. The progress of the reaction was monitored by TLC. The reaction mixture was poured slowly into the crushed ice. The yellow solid formed was filtered and dried under vacuum to obtain title compound as a yellow solid (5.5 g, 91.8%). <sup>1</sup>H NMR (300 MHz, DMSO-*d*<sub>6</sub>): δ 11.8 (s, 1H), 8.4 (s, 1H), 8.1 (s, 1H).

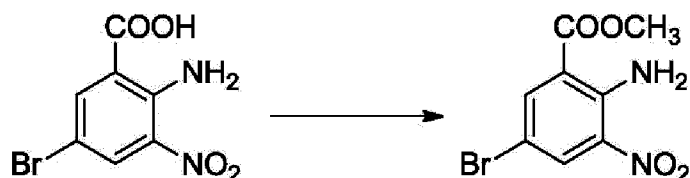
**Preparation #2: 2-amino-5-bromo-3-nitro-benzoic acid**



[0144] To a stirred solution of 5-bromo-7-nitro-1H-indole-2,3-dione (5.5 g, 20.3 mmol) in an *aq.* solution of 2N NaOH (23.2 mL) was added a 50% solution of H<sub>2</sub>O<sub>2</sub> in water (4.96 mL) slowly at 0°C. Then allowed to warm to room temperature and stirred for 4 h. The progress of the reaction was monitored by TLC and the reaction mixture was diluted with water and acidified with citric acid to pH~4. The yellow solid formed was filtered and dried

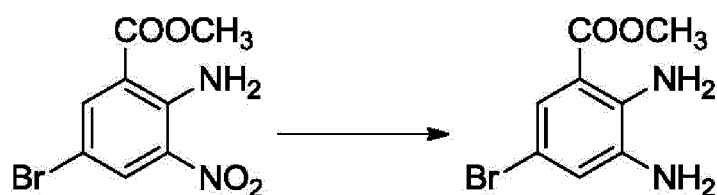
under vacuum to get the title compound (5.0 g, 96.0%).  $^1\text{H}$  NMR (400 MHz,  $\text{DMSO-}d_6$ ):  $\delta$  8.84 (bs, 2H), 8.59 (s, 1H), 8.37 (s, 1H).

**Preparation #3: 2-amino-5-bromo-3-nitro-benzoic acid methyl ester**



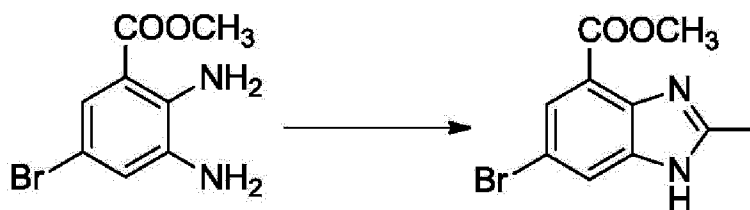
[0145] To a stirred solution of 2-amino-5-bromo-3-nitro-benzoic acid (5.0 g, 19.2 mmol) in methanol (250 mL) at  $0^\circ\text{C}$  was added  $\text{Conc.H}_2\text{SO}_4$  (50 mL) over 45 min. The reaction mixture was stirred at  $90^\circ\text{C}$  for 8 h. The progress of the reaction was monitored by TLC. Methanol was distilled under vacuum and the resulting product was filtered and dried under vacuum. The title compound obtained as a yellow solid (5.0 g, 96.1%).  $^1\text{H}$  NMR (400 MHz,  $\text{DMSO-}d_6$ ):  $\delta$  8.43 (s, 1H), 8.35 (bs, 2H), 8.25 (s, 1H), 3.9 (s, 3H).

**Preparation #4: 2, 3-diamino-5-bromo benzoic acid methyl ester**



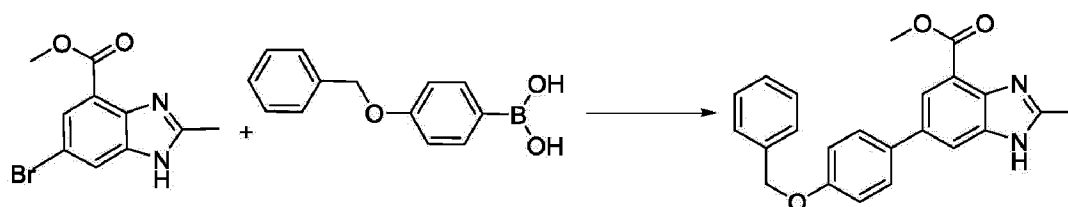
[0146] To a stirred solution of 2-amino-5-bromo-3-nitro-benzoic acid methyl ester (5.0 g, 18.2 mmol) in THF/Water (300/100 mL) was added zinc dust (8.12 g, 12.5 mmol) followed by ammonium chloride (13.25 g, 25.0 mmol) at room temperature. Then the reaction mixture allowed to stir at room temperature for 1h. The progress of the reaction was monitored by TLC. The reaction mixture was filtered through celite and separated both the layers. The aqueous layer was extracted with ethyl acetate. The combined organic layer was dried over sodium sulphate and concentrated under reduced pressure to get the title compound as an ash colored solid (3.8 g, 85.4%).  $^1\text{H}$  NMR (300 MHz,  $\text{DMSO-}d_6$ ):  $\delta$  7.2 (s, 1H), 6.9 (s, 1H), 6.4 (bs, 2H), 5.2 (bs, 2H), 3.9 (s, 3H).

**Preparation #5: 6-bromo-2-methyl-1H-benzimidazole-4-carboxylic acid methyl ester**



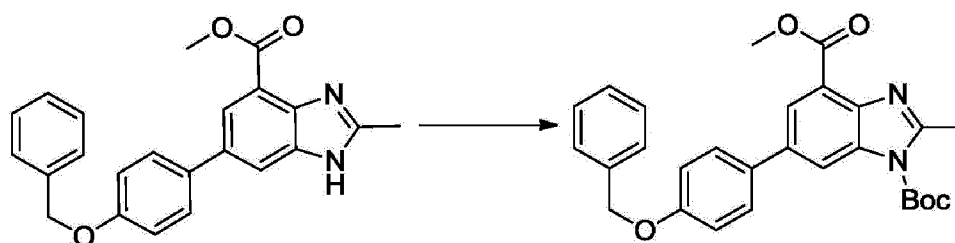
[0147] To a stirred solution of 2,3-diamino-5-bromo-benzoic acid methyl ester (3.8 g, 15.5 mmol) in acetic acid (20 mL) was added triethyl amine (1 mL) and the reaction mixture was stirred at 110°C for 8 h. The completion of the reaction was monitored by TLC. The acetic acid was distilled completely under reduced pressure. The resulting residue was dissolved in ethyl acetate and washed with water, dried over sodium sulphate and concentrated under reduced pressure to get the title compound as a white solid (3.25 g, 79.2%). <sup>1</sup>H NMR (300 MHz, DMSO-*d*<sub>6</sub>): δ 12.4 (bs, 1H), 8.0 (s, 1H), 7.8 (s, 1H), 4.0 (s, 3H), 2.6 (s, 3H).

**Preparation #6: 6-(4-benzyloxy-phenyl)-2-methyl-1H-benzimidazole-4-carboxylic acid methyl ester**



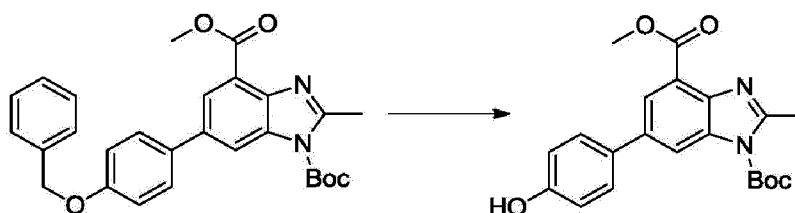
[0148] A mixture of toluene (120 mL) and water (30 mL) was degassed with nitrogen for 10 min. Sodium carbonate (5.9 g, 55.76 mmol) was added followed by 6-bromo-2-methyl-1H-benzimidazole-4-carboxylic acid methyl ester (5.0 g, 18.58 mmol) and 4-benzyloxy phenyl boronic acid (4.23 g, 18.58 mmol) again degassed for 15 min. Finally the Tetrakis (triphenylphosphine)palladium(0) (2.15 g, 1.85 mmol) was added. The reaction mixture was stirred at reflux temperature for 3h under nitrogen atmosphere. The progress of the reaction was monitored by TLC. The reaction mixture was extracted with ethyl acetate. The ethyl acetate layer was washed with water, dried over sodium sulphate and concentrated under reduced pressure to obtain the crude compound. The crude compound was purified by column chromatography using ethyl acetate to get the desired compound as an off white solid. (3.6 g, 52%). <sup>1</sup>H NMR (400 MHz, DMSO-*d*<sub>6</sub>): δ 12.2 (bs, 1H), 8.0 (s, 1H), 7.9 (s, 1H), 7.64-7.62 (d, J=8.0 Hz, 2H), 7.60-7.68 (m, 2H), 7.30-7.44 (m, 3H), 7.12-7.10 (d, J=8.8 Hz, 2H), 5.2 (s, 2H), 4.0 (s, 3H), 2.6 (s, 3H).

**Preparation #7: 6-(4-benzyloxy-phenyl)-2-methyl-benzimidazole-1, 4-dicarboxylic acid 1-tert-butyl ester 4-methyl ester**



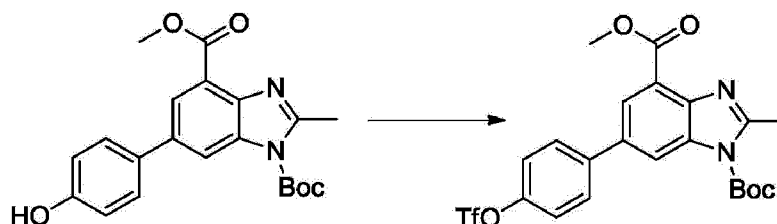
[0149] To a stirred solution of 6-(4-benzyloxy-phenyl)-2-methyl-1H-benzoimidazole-4-carboxylic acid methyl ester (17.0 g, 45.64 mmol) in THF (100 mL) was added triethylamine (13.9 g, 136.94 mmol) and DMAP (6.16 g, 45.64 mmol). The reaction mixture cooled to 0°C and slowly added di-tert-butylidicarbonate (19.9 g, 91.29 mmol). The reaction mixture was stirred at room temperature for 12h. After concentrated to dryness, the obtained residue was purified by column chromatography using 50% ethyl acetate in hexane to afford the title compound as an off white solid (20.0 g, 93%). <sup>1</sup>H NMR (400 MHz, DMSO-*d*<sub>6</sub>): δ 8.33-8.32 (d, J=1.2 Hz, 1H), 8.01-8.00 (d, J=2.0 Hz, 1H), 7.52-7.62 (m, 4H), 7.35-7.42 (m, 3H), 7.16-7.14 (d, J=8.8 Hz, 2H), , 5.2 (s, 2H), 4.0 (s, 3H) 2.8 (s, 3H), 1.7 (s, 9H).

**Preparation #8: 6-(4-hydroxy-phenyl)-2-methyl-benzoimidazole-1, 4-dicarboxylic acid 1-tert-butyl ester 4-methyl ester**



[0150] To a stirred solution of 6-(4-benzyloxy-phenyl)-2-methyl-benzoimidazole-1,4-dicarboxylic acid 1-tert-butyl ester 4-methyl ester (9.0 g, 19.05 mmol) in methanol (80 mL) was added a slurry of Pd/C (0.9 g, 10%) in methanol (10 mL). The reaction mixture was hydrogenated for 12h with a hydrogen balloon. After completion of the reaction the reaction mixture then filtered on celite and the cake was washed with methanol(50 mL). The filtrate was concentrated to dryness to get title compound as an off white solid (6.5 g, 89%). <sup>1</sup>H NMR (400 MHz, DMSO-*d*<sub>6</sub>): δ 9.7 (bs, 1H), 8.3 (s, 1H), 8.0 (s, 1H), 7.5 (m, 2H), 6.9 (d, 2H), 4.0 (s, 3H), 2.8 (s, 3H), 1.8 (s, 9H).


**Preparation #9: 2-methyl-6-(4-trifluoromethanesulfonyloxy-phenyl)-benzoimidazole-1,4-dicarboxylic acid 1-tert-butyl ester 4-methyl ester**



[0151] To a stirred solution of 6-(4-hydroxy-phenyl)-2-methyl-benzoimidazole-1,4-dicarboxylic acid 1-tert-butyl ester 4-methyl ester (13.0 g, 33.81 mmol) in DCM (100 mL) was added DIPEA (21.8 g, 169.05 mmol) and cooled to -70°C. Trifluoroacetic anhydride (10.49 g, 37.2 mmol) was added drop wise over 10 min. The reaction mixture was stirred at

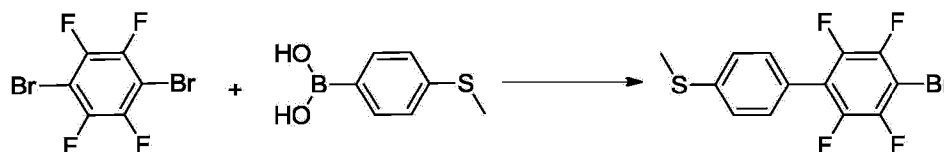
room temperature for 12h. The completion of the reaction was monitored by TLC. Reaction mixture was diluted with DCM and washed with water. The organic layer was dried over anhydrous sodium sulphate and concentrated under reduced pressure to get the title compound as an off white solid (16.0 g, 92%).  $^1\text{H}$  NMR (400 MHz,  $\text{CDCl}_3$ ):  $\delta$  8.42 (d,  $J=1.6$  Hz, 1H), 8.19-8.18 (d,  $J=2.0$  Hz, 1H), 7.74-7.73 (d,  $J=2.0$  Hz, 2H), 7.39-7.37 (d,  $J=8.8$  Hz, 2H), 4.0 (s, 3H), 2.9 (s, 3H), 1.8 (s, 9H).

**Preparation #10: 2-methyl-6-(4, 4, 5, 5-tetramethyl-[1, 3, 2] dioxaborolan-2-yl)-1H-benzoimidazole-4-carboxylic acid methyl ester**



[0152] The slurry of potassium acetate (3.26 g, 33.3 mmol) in 1, 4-dioxane was degassed with nitrogen for 15 min. 6-bromo-2-methyl-1H-benzoimidazole-4-carboxylic acid methyl ester (3 g, 11.1 mmol) was added followed by bis(pinacolato)diboron (3.12 g, 12.3 mmol) and degassed again for 15 min. Finally [1,1'-Bis(diphenylphosphino)ferrocene]palladium(II) dichloride (0.452 g, 0.55 mmol) was added. The reaction mixture was stirred at 80°C for 8h under nitrogen atmosphere. The progress of the reaction was monitored by TLC. 1,4-dioxane was removed under vacuum and the obtained residue was dissolved in ethyl acetate, washed with water. The organic layer was dried over sodium sulphate and concentrated under vacuum to get the title compound as a black oily liquid (3 g, crude). Crude compound was directly used for the next step without any purification.  $^1\text{H}$  NMR (300 MHz,  $\text{CDCl}_3$ ):  $\delta$  10.1 (bs, 1H), 8.4 (s, 1H), 8.3 (s, 1H), 4.0 (s, 3H), 2.6 (s, 3H), 1.4 (s, 12H).

**Preparation #11: (4'-bromo-2',3',5',6'-tetrafluoro-[1,1'-biphenyl]-4-yl)(methyl)sulfane**



[0153] A mixture of toluene (150 mL) and water (50 mL) was degassed with nitrogen for 15 min. Cesium carbonate (4.23 g, 12.98 mmol) was added followed by 1,4-dibromo-2,3,5,6-tetrafluorobenzene (2.0 g, 6.49 mmol) and (4-(methylthio)phenyl)boronic acid (0.545 g, 3.24 mmol), again degassed for 15 min. [1,1'-Bis(diphenylphosphino)ferrocene]palladium(II) dichloride (0.529 g, 0.64 mmol) was added.

The reaction mixture was stirred at reflux temperature for 2h under nitrogen atmosphere. The progress of the reaction was monitored by TLC. After completion the reaction, the reaction mixture was extracted with ethyl acetate. The ethyl acetate layer was washed with water, dried over sodium sulphate and concentrated to obtain the crude compound. The crude compound was purified by column chromatography using 10% ethyl acetate in hexane to get the title compound as a white solid (0.4 g, 17%).  $^1\text{H}$  NMR (300 MHz,  $\text{CDCl}_3$ ):  $\delta$  = 7.22-7.40 (m, 4H), 2.6 (s, 3H).

### General Procedure A: Suzuki reaction

#### Method 1:

[0154] A mixture of toluene and water (8:2 mixture) is degassed with nitrogen for about 10 to 15 min then added suitable base (such as  $\text{Na}_2\text{CO}_3$  or  $\text{K}_2\text{CO}_3$  or  $\text{Cs}_2\text{CO}_3$  preferably  $\text{Na}_2\text{CO}_3$ ) followed by 2-methyl-6-(4-trifluoromethanesulfonyloxy-phenyl)-benzoimidazole-1,4-dicarboxylic acid 1-tert butylester 4-methylester (1.0 to 3.0 equiv, preferably 1.0 equiv) and appropriate boronic acid (1.0 to 3.0 equiv, preferably 1.5 equivalent). The reaction mixture is again degassed for 15 min and finally added [1,1'-Bis(diphenylphosphino)ferrocene]palladium(II) dichloride (0.001 to 0.010 equivalent, preferably 0.05 equivalent) is added. The reaction mixture is stirred at reflux temperature under nitrogen for about 3h to 12h (preferably about 4h). The reaction mixture is cooled to room temperature and evaporated to dryness under reduced pressure. The residue obtained was redissolved in EtOAc, washed successively with water and brine solution. The organic solution is dried over  $\text{Na}_2\text{SO}_4$  or  $\text{MgSO}_4$ , filtered, and concentrated under reduced pressure. The product was purified by crystallization or trituration from an appropriate solvent or solvents or by preparative HPLC or flash chromatography.

#### Method 2:

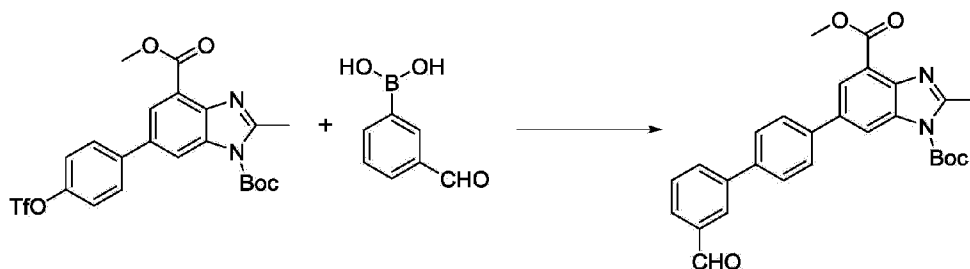
[0155] A mixture of toluene and water (8:2 mixture) is degassed with nitrogen for about 10 to 15 min then added suitable base (such as  $\text{Na}_2\text{CO}_3$  or  $\text{K}_2\text{CO}_3$  or  $\text{Cs}_2\text{CO}_3$  preferably  $\text{Cs}_2\text{CO}_3$ ) followed by appropriate aryl halo compound (1.0 to 3.0 equivalents, preferably 1.0 equivalents) and 2-methyl-6-(4-trifluoromethanesulfonyloxy-phenyl)-benzoimidazole-1, 4-dicarboxylic acid 1-tert-butyl ester 4-methyl ester (1.0 to 3.0 equivalents, preferably 1.5 equiv). The reaction mixture is again degassed for 15 min and finally added [1,1'-Bis(diphenylphosphino)ferrocene]palladium(II) dichloride (0.001 to 0.010 equivalents, preferably 0.05 equivalents) is added. The reaction mixture is stirred at reflux temperature under nitrogen for about 3 h to 12 h (preferably about 4h). The reaction mixture is cooled to RT and evaporated to dryness under reduced pressure. The residue obtained was re-dissolved



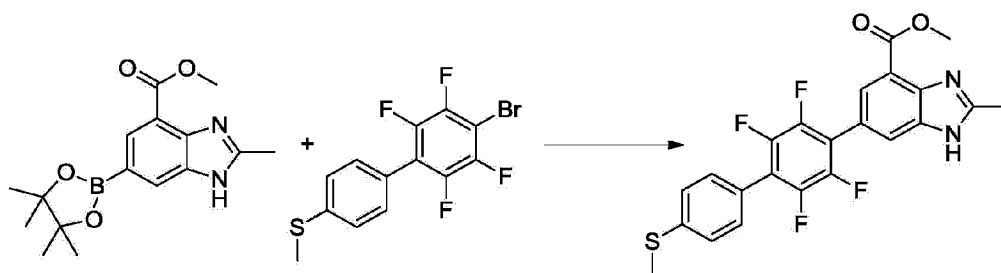
in EtOAc, washed successively with water and brine solution. The organic solution is dried over  $\text{Na}_2\text{SO}_4$  or  $\text{MgSO}_4$ , filtered, and concentrated under reduced pressure. The product was purified by crystallization or trituration from an appropriate solvent or solvents or by preparative HPLC or flash chromatography.

### Illustration of General Procedure #A

#### Preparation #12: Method 1: 1-(tert-butyl) 4-methyl 6-(3'-formyl-[1,1'-biphenyl]-4-yl)-2-methyl-1H-benzo[d]imidazole-1,4-dicarboxylate



[0156] A mixture of toluene (80 mL) and water (20 mL) was degassed with nitrogen for 10 min. Sodium carbonate (0.927 g, 8.748 mmol) was added followed by 2-methyl-6-(4-trifluoromethanesulfonyloxy-phenyl)benzoimidazole-1,4-dicarboxylic acid 1-tert-butyl ester 4-methyl ester (1.5 g, 2.916 mmol) and (3-formylphenyl)boronic acid (0.656 g, 4.374 mmol, Aldrich). The reaction mixture was again degassed for 15 min. Finally the [1,1'-Bis(diphenylphosphino)ferrocene]palladium(II) dichloride (0.119 g, 0.145 mmol) was added. The reaction mixture was stirred at reflux temperature for 3h under nitrogen. The progress of the reaction was monitored by TLC. The reaction mixture was cooled to room temperature and evaporated to dryness under reduced pressure. The residue obtained is re-dissolved in EtOAc, washed successively with water and brine solution. Ethyl acetate layer was dried over sodium sulphate and concentrated. The crude compound was purified by column chromatography using 50% ethyl acetate in hexane to get the desired compound. (0.8 g, 61.0%).  $^1\text{H}$  NMR (300 MHz,  $\text{CDCl}_3$ ):  $\delta$  10.10 (s, 1H), 8.5 (s, 1H), 8.3 (s, 1H), 8.0 (m, 2H), 7.76-7.88 (m, 6H), 4.0 (s, 3H), 3.0 (s, 3H), 1.8 (s, 9H),

**Illustration of General Procedure #A: Method-2:****Preparation #13: methyl 2-methyl-6-(2, 3, 5, 6-tetrafluoro-4'-(methylthio)-[1,1'-biphenyl]-4-yl)-1H-benzo[d]imidazole-4-carboxylate**

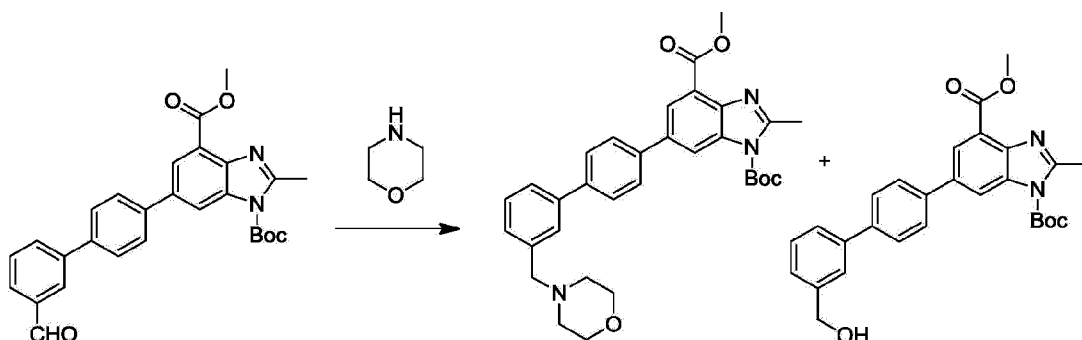
[0157] A mixture of toluene (150 mL) and water (40 mL) was degassed with nitrogen for 15 min. Cesium carbonate (0.736 g, 4.8 mmol) was added followed by (4'-bromo-2',3',5',6'-tetrafluoro-[1,1'-biphenyl]-4-yl)(methyl)sulfane (0.4 g, 1.13 mmol) and 2-methyl-6-(4,4,5,5-tetramethyl-[1,3,2] dioxaborolan-2-yl)-1H-benzoimidazole-4-carboxylic acid methyl ester (0.357 g, 1.13 mmol). The reaction mixture was again degassed for 15 min. Finally, the Bis(triphenylphosphine)palladium(II) dichloride (0.93 g, 0.11 mmol) was added. The reaction mixture was stirred at 90°C for 8h under nitrogen atmosphere. The progress of the reaction was monitored by TLC. The reaction mixture is cooled to room temperature and evaporated to dryness under reduced pressure. The residue obtained was re-dissolved in EtOAc, washed successively with water and brine solution. The ethyl acetate layer was dried over sodium sulphate and concentrated. The crude compound was purified by column chromatography using 80% ethyl acetate in hexane to get the desired compound as off solid (0.3 g, 57%). <sup>1</sup>H NMR (300 MHz, CDCl<sub>3</sub>): δ 10.6 (bs, 1H), 7.99-8.01 (m, 2H), 6.77-7.52 (m, 4H), 4.01 (s, 3H), 2.81 (s, 3H), 2.62 (s, 3H).

**General Procedure B: Reductive Amination**

[0158] A mixture of appropriate aldehyde and amine in organic solvent (such as DCM, THF, ACN, DMF, or DIOXANE) was stirred at room temperature for 2 to 4 h. The resulting reaction mixture was cooled to 0°C and added reducing agent sodium triacetoxyborohydride in small portions. The resulting reaction mixture was stirred at room temperature for 2-4 h. The progress of the reaction was monitored by TLC, and the reaction mixture was quenched with an aq. solution of sodium bicarbonate. Further it was extracted with ethyl acetate and the combined organic layer was dried over sodium sulphate and concentrated under vacuum. The residue obtained was taken to the next step without any purification.

**Illustration of General Procedure # B**

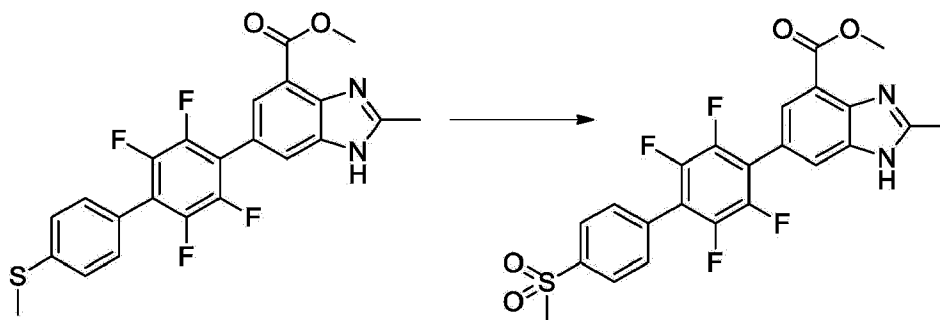
**Preparation #14 2-methyl-6-(3'-piperidin-1-ylmethyl-biphenyl-4-yl)-benzoimidazole-1,4-dicarboxylic acid 1-tert-butyl ester 4-methyl ester & 1-tert-butyl 4-methyl 6-(3'-(hydroxymethyl)-[1,1'-biphenyl]-4-yl)-2-methyl-1H-benzo[d]imidazole-1,4-dicarboxylate**



[0159] A solution of 6-(3'-formyl-biphenyl-4-yl)-2-methyl-benzoimidazole-1,4-dicarboxylic acid 1-tert-butyl ester 4-methyl ester (0.35 g, 0.744 mmol) and piperidine (0.063 g, 0.744 mmol) in THF (15 mL) was stirred for 30 min at room temperature. The reaction mixture was cooled to 0°C, added sodium triacetoxy borohydride (0.946 g, 4.464 mmol) and was stirred for 2h at room temperature. The progress of the reaction was monitored by TLC, and the reaction mixture was quenched with an aq. solution of sodium bicarbonate (50 mL). It was extracted with ethyl acetate (3x50 mL) and the combined organic layer was dried over sodium sulphate and concentrated under reduced pressure. The obtained residue (0.15 g, 37.4%) was taken to next step without any purification.

**General Procedure C: oxidation of sulphide group**

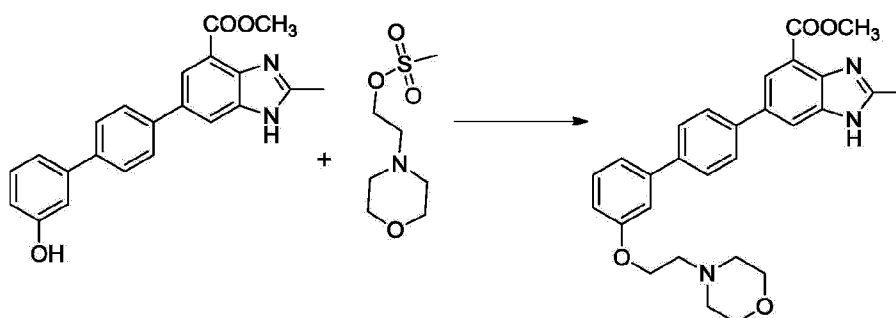
[0160] To a flask containing methyl thio compound in acetic acid is added sodium tungstate, (0.1- 0.05 equiv, preferably 0.05 equiv) followed by peroxide (such as hydrogen peroxide, *meta*-Chloroperoxybenzoic acid, preferably hydrogen peroxide). The resulting reaction mixture is stirred at room temperature for 2-4 h. Reaction mixture was quenched with aq. sodium sulphite solution and stirred for 30 min. Aqueous layer was extracted with EtOAc. The organic layer was washed with water, brine, dried over Na<sub>2</sub>SO<sub>4</sub> or MgSO<sub>4</sub>, filtered and concentrated under reduced pressure. The residue obtained was taken to next step without any purification.

**Illustration of General Procedure #C****Preparation #15: methyl 2-methyl-6-(2,3,5,6-tetrafluoro-4'-(methylsulfonyl)-[1,1'-biphenyl]-4-yl)-1H-benzo[d]imidazole-4-carboxylate**

[0161] To a stirred solution of methyl 2-methyl-6-(2,3,5,6-tetrafluoro-4'-(methylthio)-[1,1'-biphenyl]-4-yl)-1H-benzo[d]imidazole-4-carboxylate (0.150 g, 0.32 mmol) in acetic acid (10 mL) was added sodium tungstate (0.021 g 0.065 mmol), and 50% solution of H<sub>2</sub>O<sub>2</sub> in water (0.2 mL) slowly at room temperature. The reaction mixture was stirred at room temperature for 2h. The progress of the reaction was monitored by TLC. Reaction mixture was quenched with aqueous sodium sulphite solution (50 mL) and stirred for 30 min. The aqueous layer was extracted with EtOAc (3 x 30 mL), The combined organic layer was washed with water, brine, dried over Na<sub>2</sub>SO<sub>4</sub> or MgSO<sub>4</sub>, filtered, and concentrated under reduced pressure. The residue obtained (0.180 g) was taken to next step without any purification.

**General Procedure D: O-alkylation**

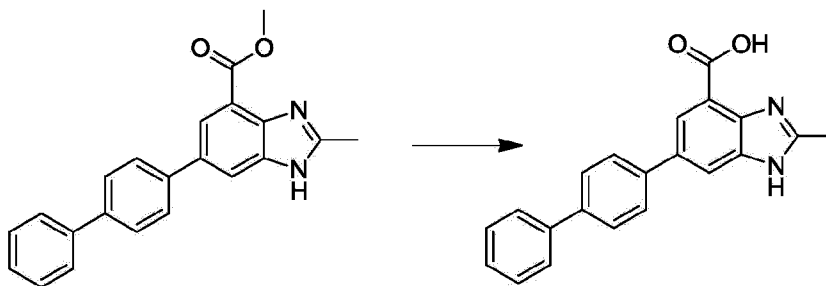
[0162] To a flask containing phenolic derivative in organic solvent (such as DMF, DCM, THF, CHCl<sub>3</sub>, preferably DMF) was added inorganic base such as (potassium carbonate, sodium carbonate, cesium carbonate, preferably potassium carbonate, 1-3 equivalents ). After stirring for about 10min at room temperature, the appropriate mesyl derivative (1.2 equivalents) was added and the reaction was stirred at 110°C for 8-12h, preferably 12h. The reaction mixture is cooled to room temperature and poured into ice cold water the product was extracted with EtOAc. The organic layer was dried over sodium sulphate and concentrated under reduced pressure. The residue obtained was taken to next step without any purification.

**Illustration of General Procedure # D****Preparation #16: 2-methyl-6-(3'-(2-morpholinoethoxy)-[1,1'-biphenyl]-4-yl)-1H-benzo[d]imidazole-4-carboxylic acid.**

[0163] To a solution of methyl 6-(3'-hydroxy-[1,1'-biphenyl]-4-yl)-2-methyl-1H-benzo[d]imidazole-4-carboxylate (0.5 g, 1.09 mmol) in DMF (10 mL) was added potassium carbonate (0.45 g, 3.27 mmol) followed by 2-morpholinoethyl methanesulfonate (0.274 g, 1.31 mmol). The reaction mixture was stirred at 100°C for about 12 h and was poured into ice cold water (30 mL). The product was extracted with EtOAc (3 x 50 mL). The combined organic layer was dried over sodium sulphate and evaporated under reduced pressure. The residue obtained (0.4 g) was taken to next step without any purification.

**General Procedure E: Formation of an Acid from methyl ester**

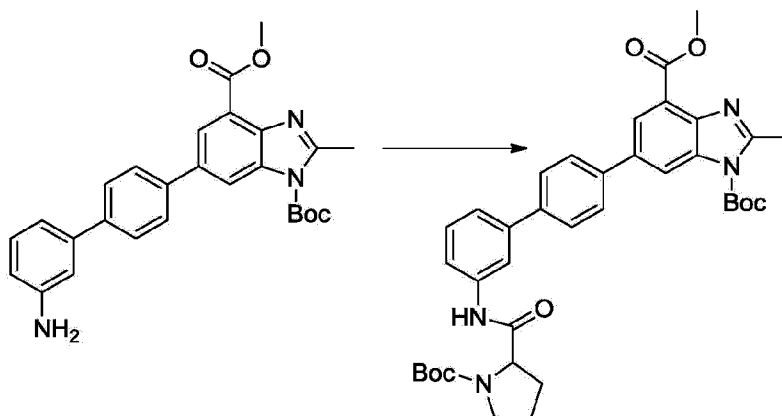
[0164] To a flask containing an appropriate alkyl ester in an aqueous organic solvent (such as THF or methanol) was added 1.5 -equivalents of aqueous sodium hydroxide solution and the reaction mixture was refluxed for 8h. The reaction was monitored by TLC. Excess solvent is removed under vacuum and the solution is acidified with 10% HCl solution. The precipitated solid was collected by filtration and dried under vacuum to obtain the target carboxylic acid derivative. The crude material is optionally purified by precipitation, crystallization or trituration from an appropriate solvent or solvents or column chromatography or by preparative HPLC to give the target compound.

**Illustration of General Procedure #E: 6-biphenyl-4-yl-2-methyl-1H-benzimidazole-4-carboxylic acid**

[0165] To a solution of 6-biphenyl-4-yl-2-methyl-1H-benzimidazole-4-carboxylic acid methyl ester (0.650 g, 1.89 mmol) in a mixture of THF / Water (24/8 mL) was added an aqueous 5N NaOH (10 mL). The reaction mixture was refluxed for 8h. Completion of the reaction was monitored by TLC. The reaction mixture was concentrated, and the aqueous layer was cooled and acidified with 2N HCl to pH~2. The solid precipitated was filtered and dried under vacuum to get the title compound as a brick red solid (0.550 g, 88.7%). HPLC purity: 95.80%, LCMS m/e (M+1): 99.78%.

**General Procedure F: Amide formation**

[0166] To a flask containing appropriate carboxylic acid derivative (1.0 equivalents) in an organic solvent (such as DMF, DMA or CH<sub>2</sub>Cl<sub>2</sub>) is added HATU (1.2equivalents) and N-ethyl-N-isopropylpropan-2-amine (1.2equivalents). After stirring for about 10 min at approximately 25°C, the appropriate amine (1.2equivalents) is added and the reaction was stirred for an additional 8-12h, preferably 12h. Water was added to the reaction mixture, the precipitated solid was collected by filtration and dried under vacuum to obtain the Amide derivative.

**Illustration of General Procedure F:****Preparation #17: 1-tert-butyl 4-methyl 6-(3'-(1-(tert-butoxycarbonyl)pyrrolidine-2-carboxamido)-[1,1'-biphenyl]-4-yl)-2-methyl-1H-benzo[d]imidazole-1,4-dicarboxylate**

[0167] To a flask containing a 1-(tert-butoxycarbonyl)pyrrolidine-2-carboxylic acid (0.117g, 5.4 mmol) in DMF (10 mL) was added HATU (0.311g, 8.1 mmol) and N-ethyl-N-isopropylpropan-2-amine (1.0 mL). The mixture was stirred at about 25°C for 10 min and was added 1-tert-butyl 4-methyl 6-(3'-amino-[1,1'-biphenyl]-4-yl)-2-methyl-1H-benzo[d]imidazole-1,4-dicarboxylate (0.250 g, 5.4 mmol). The reaction was then stirred at about 25 °C for 12 h. Water (50 mL) was added to the reaction mixture. The precipitated product was collected by filtration and dried under vacuum to obtain the desired compound as an off white solid (0.230 g, 64%). <sup>1</sup>H NMR (300 MHz, CDCl<sub>3</sub>): δ 9.81 (bs, 1H), 8.48 (s, 1H), 8.37 (s, 1H), 7.75-7.67 (m, 4H), 7.49-7.37 (m, 3H), 4.51-4.49 (m, 1H), 4.05 (s, 3H), 3.49-3.41 (m, 3H), 2.82 (s, 3H), 1.95 (m, 3H), 1.75 (s, 9H), 1.51 (s, 9H).

**General Procedure G: Benzo imidazole carboxylic acid 2, 2, 2-trifluoroacetic acid salt**

[0168] Crude compound of (obtained from General procedure E) can be purified by preparative HPLC using the condition.

Column: Zorbax Eclipse XDB C18 PrepHT (150 X 21.2mm, 5μ).

Mobile Phase: (A) 0.1% TFA. (B) ACN: MeOH (1:1),

Flow: 20ml/min.

Compound fractions are concentrated to get the desired Benzo imidazole carboxylic acid 2, 2, 2-trifluoroacetic acid salt compounds.

**TABLE-II**

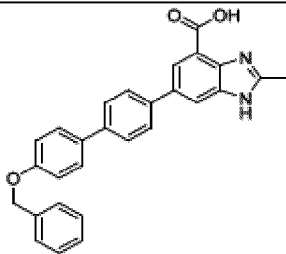
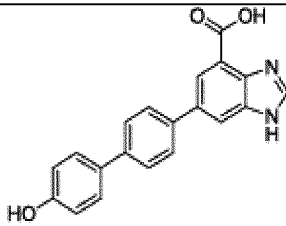
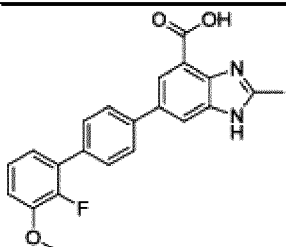
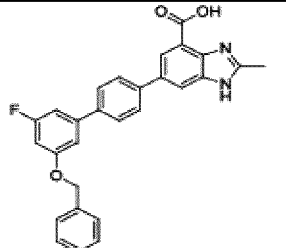
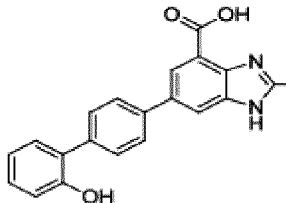
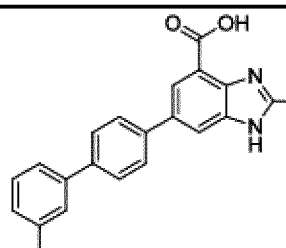
[0169] The following examples are prepared using the General Procedures A to G (A-1(method-1 & A-2(method-2), appropriate boronic acids/boronic esters were used in Suzuki reaction and appropriate basic amines were used in reductive aminations).

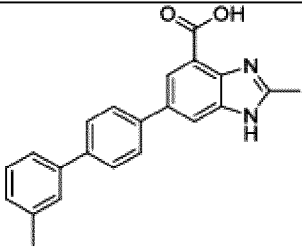
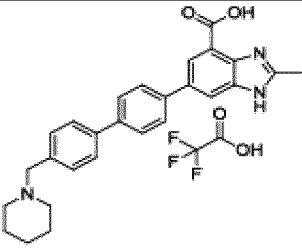
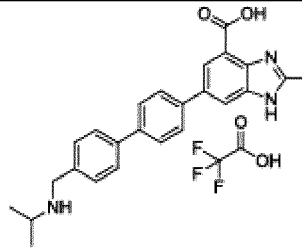
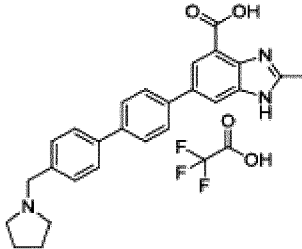
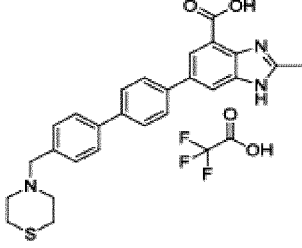
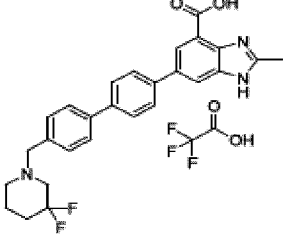
Example No	Structure	General Procedure	Analytical data
1		A-1 & E	$^1\text{H}$ NMR (300 MHz, DMSO- $d_6$ ): $\delta$ 14.20 (bs, 1H), 8.28-8.30 (m, 2H), 7.82-7.90 (m, 4H), 7.73-7.76 (m, 2H), 7.48-7.53 (m, 2H), 7.40-7.43 (m, 1H), 2.86 (s, 3H). (1H-Not revealed by $^1\text{H}$ NMR). MS $m/z$ = 328.9 (M+H) $^+$ .
2		A-1 & E	$^1\text{H}$ NMR (300 MHz, DMSO- $d_6$ ): $\delta$ 14.20 (bs, 1H), 8.28 (s, 2H), 7.84-7.98 (m, 4H), 7.52-7.55 (m, 2H), 7.24-7.30 (m, 1H), 2.85 (s, 3H). MS $m/z$ = 363 (M-H) $^-$
3		A-1 & E	$^1\text{H}$ NMR (300 MHz, DMSO- $d_6$ ): $\delta$ 14.20 (bs, 1H), 8.20-8.36 (m, 2H), 7.80-7.98 (m, 5H), 7.57-7.61 (m, 3H), 2.83 (s, 3H). MS $m/z$ = 362.9 (M-H) $^-$
4		A-1 & E	$^1\text{H}$ NMR (300 MHz, DMSO- $d_6$ ): $\delta$ 13.80 (bs, 1H), 8.22 (d, J=0.9Hz, 2H), 8.0-7.85 (m, 2H), 7.80-7.68 (m, 2H), 7.58-7.26 (m, 3H), 2.80 (s, 3H). MS $m/z$ = 365 (M+H) $^+$
5		A-1 & E	$^1\text{H}$ NMR (300 MHz, DMSO- $d_6$ ): $\delta$ 14.00 (bs, 1H), 8.26 (s, 2H), 7.90 (d, J=7.8Hz, 2H), 7.66-7.58 (m, 1H), 7.71 (d, J=7.8Hz, 2H), 7.52-7.42 (m, 1H), 7.40-7.30 (m, 2H), 2.80 (s, 3H). MS $m/z$ = 347 (M+H) $^+$
6		A-1 & E	$^1\text{H}$ NMR (300 MHz, DMSO- $d_6$ ): $\delta$ 14.20 (bs, 1H), 8.28 (s, 2H), 8.20- 7.76 (m, 6H), 7.33 (m, 2H), 2.80 (s, 3H). MS $m/z$ = 347 (M+H) $^+$

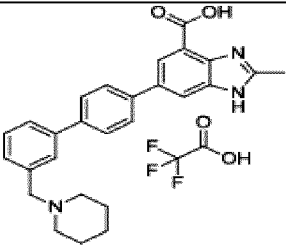
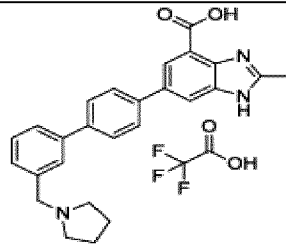
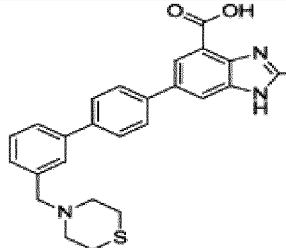
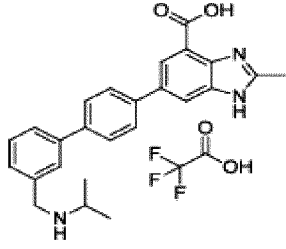
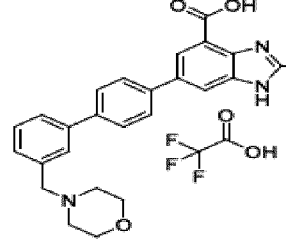
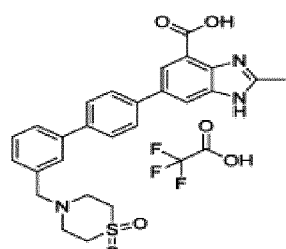


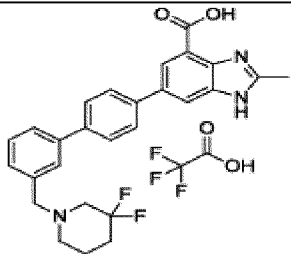
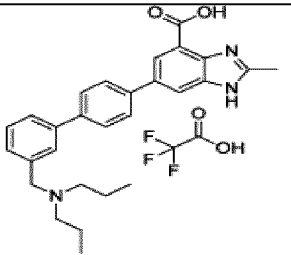
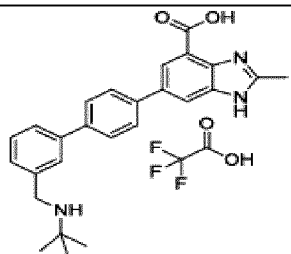
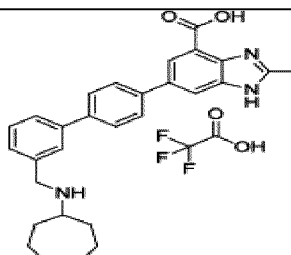
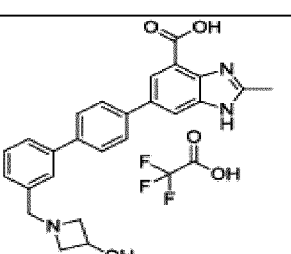
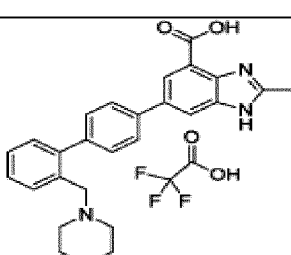
Example No	Structure	General Procedure	Analytical data
7		A-1 & E	$^1\text{H}$ NMR (300 MHz, DMSO- $d_6$ ): $\delta$ 14.20 (s, 1H), 9.20 (bs, 1H), 8.8 (d, $J=6\text{Hz}$ , 1H), 8.6 (d, $J=6\text{Hz}$ , 1H), 8.32 (s, 2H), 8.0 (m, 4H), 7.85 (m, 2H), 2.87 (s, 3H). MS $m/z$ = 327.8 (M-H) $^-$
8		A-1 & E	$^1\text{H}$ NMR (300 MHz, DMSO- $d_6$ ): $\delta$ 13.80 (bs, 1H), 8.16-8.24 (m, 2H), 7.82-7.90 (m, 4H), 7.50-7.64 (m, 3H), 7.15-7.30 (m, 1H), 2.65 (s, 3H). MS $m/z$ = 346.9 (M+H) $^+$
9		A-1 & E	$^1\text{H}$ NMR (300 MHz, DMSO- $d_6$ ): $\delta$ 8.86 (s, 2H), 8.30-8.35 (m, 2H), 8.00-8.19 (m, 6H), 2.82 (s, 3H). (2H-Not revealed by $^1\text{H}$ NMR). MS $m/z$ = 329.9 (M+H) $^+$
10		A-1 & E	$^1\text{H}$ NMR (300 MHz, DMSO- $d_6$ ): $\delta$ 14.00 (s, 1H), 8.21 (s, 2H), 7.78-7.90 (m, 4H), 7.22-7.46 (m, 3H), 6.92-7.20 (m, 1H), 3.85 (s, 3H), 2.74 (s, 3H). MS $m/z$ = 358.9 (M+H) $^+$
11		A-1 & E	$^1\text{H}$ NMR (300 MHz, DMSO- $d_6$ ): $\delta$ 14.00 (bs, 1H), 8.25 (s, 2H), 7.84-7.92 (m, 4H), 7.80 (m, 1H), 7.7 (s, 1H), 7.60-7.68 (m, 1H), 7.40 (d, $J=7.8\text{Hz}$ , 1H), 2.78 (s, 3H). MS $m/z$ = 412.9 (M+H) $^+$
12		A-1 & E	$^1\text{H}$ NMR (300 MHz, DMSO- $d_6$ ): $\delta$ 13.80 (bs, 1H), 8.18 (m, 2H), 7.88 (m, 2H), 7.72 (m, 2H), 7.29-7.49 (m, 3H), 2.71 (s, 3H). MS $m/z$ = 365 (M+H) $^+$

Example No	Structure	General Procedure	Analytical data
13		A-1 & E	<sup>1</sup> H NMR (300 MHz, DMSO-d <sub>6</sub> ): δ 13.80 (bs, 1H), 8.18-8.26 (m, 2H), 7.80-7.92 (m, 6H), 7.47-7.50 (m, 2H), 2.73 (s, 3H). MS m/z = 411.3 (M-H) <sup>-</sup>
14		A-1 & E	<sup>1</sup> H NMR (300 MHz, DMSO-d <sub>6</sub> ): δ 14.20 (bs, 1H), 8.23-8.25 (m, 2H), 7.76-7.85 (m, 4H), 7.67-7.70 (m, 2H), 7.04-7.07 (m, 2H), 3.81 (s, 3H), 2.82 (s, 3H).
15		A-1 & E	<sup>1</sup> H NMR (300 MHz, DMSO-d <sub>6</sub> ): δ 14.0 (bs, 1H), 8.28 (s, 2H), 7.80-7.90 (m, 4H), 7.46-7.54 (m, 2H), 7.30-7.43 (m, 6H), 7.05 (d, 1H), 4.2 (s, 2H), 2.8 (s, 3H). MS m/z = 434.9 (M+H) <sup>+</sup>
16		A-1 & E	<sup>1</sup> H NMR (300 MHz, DMSO-d <sub>6</sub> ): δ 14.20 (bs, 1H), 9.80 (bs, 1H), 8.21 (bs, 2H), 7.73-7.86 (m, 4H), 7.26-7.31 (m, 1H), 7.11-7.20 (m, 2H), 6.81 (d, J=7.8Hz, 1H), 2.76 (s, 3H). MS m/z = 343.2 (M-H) <sup>-</sup>
17		A-1 & E	<sup>1</sup> H NMR (300 MHz, DMSO-d <sub>6</sub> ): δ 7.99 (br.s, 1H), 7.83 (br.s 1H), 7.60-7.79 (m, 5H), 7.19-7.49 (m, 8H), 7.06 (s, 1H), 5.2 (s, 2H), 2.6 (s, 3H). MS m/z = 435.1 (M+H) <sup>+</sup>
18		A-1 & E	<sup>1</sup> H NMR (300 MHz, DMSO-d <sub>6</sub> ): δ 7.97 (d, J=12.9, 2H), 7.72 (m, 2H), 7.56 (m, 3H), 7.34 (d, J=6.6Hz, 2H), 7.12 (d, J=7.2Hz, 1H), 7.0 (s, 1H), 3.99 (s, 3H), 2.6 (s, 3H). MS m/z = 359.1 (M+H) <sup>+</sup>

Example No	Structure	General Procedure	Analytical data
19		A-1 & E	<sup>1</sup> H NMR (300 MHz, DMSO-d <sub>6</sub> ): δ 8.2 (s, 1H), 7.89 (m, 7H), 7.2 (m, 7H), 5.2 (s, 2H), 2.8 (s, 3H). (2H-Not revealed by <sup>1</sup> H NMR). MS m/z = 435.1 (M+H) <sup>+</sup>
20		A-1 & E	<sup>1</sup> H NMR (300 MHz, DMSO-d <sub>6</sub> ): δ (ppm) 9.6 (s, 1H), 8.0 (m, 2H), 7.7 (m, 4H), 7.5 (d, J=8.4Hz, 2H), 6.8 (d, J=8.1Hz, 2H), 2.6 (s, 3H). (2H-Not revealed by <sup>1</sup> H NMR). MS m/z = 345.2 (M+H) <sup>+</sup>
21		A-1 & E	<sup>1</sup> H NMR (300 MHz, DMSO-d <sub>6</sub> ): δ 8.2 (d, J=11.1Hz, 2H), 7.8 (d, J=8.4Hz, 2H), 7.6 (d, J=7.5Hz, 2H), 7.29 (m, 3H), 3.9 (s, 3H), 2.6 (s, 3H). (2H-Not revealed by <sup>1</sup> H NMR). MS m/z = 377.1 (M+H) <sup>+</sup>
22		A-1 & E	<sup>1</sup> H NMR (300 MHz, DMSO-d <sub>6</sub> ): δ 8.19 (d, J=4.2Hz, 2H), 7.85 (s, 4H), 7.45 (m, 5H), 7.2 (m, 2H), 7.0 (d, J=10.5Hz, 1H), 5.2 (s, 2H), 2.8 (s, 3H). (2H-Not revealed by <sup>1</sup> H NMR). MS m/z = 453.1 (M+H) <sup>+</sup>
23		A-1 & E	<sup>1</sup> H NMR (300 MHz, DMSO-d <sub>6</sub> ): δ 14.0 (bs, 1H), 9.69 (bs, 1H), 8.25 (m, 2H), 7.80 (d, J=8.1Hz, 2H), 7.69-7.71 (d, J=8.1Hz, 2H), 7.34 (d, J=7.2Hz, 1H), 7.19 (m, 2H, 1H), 7.01 (d, J=8.1Hz, 1H), 6.90 (m, 1H), 2.8 (s, 3H). MS m/z = 345.2 (M+H) <sup>+</sup>
24		A-1 & E	<sup>1</sup> H NMR (300 MHz, DMSO-d <sub>6</sub> ): δ (ppm) 8.27 (s, 2H), 7.83 (m, 4H), 7.52 (m, 2H), 7.39 (m, 1H), 7.2 (d, J=7.2Hz, 1H), 2.8 (s, 3H), 2.4 (s, 3H). (2H-Not revealed by <sup>1</sup> H NMR). MS m/z = 343.1 (M+H) <sup>+</sup>

Example No	Structure	General Procedure	Analytical data
25		A-1 & E	$^1\text{H}$ NMR (300 MHz, DMSO- $d_6$ ): $\delta$ 8.18 (d, $J=7.5\text{Hz}$ , 2H), 7.81 (d, $J=8.1\text{Hz}$ , 2H), 7.47 (d, $J=7.5\text{Hz}$ , 2H), 7.28 (m, 4H), 2.8 (s, 3H), 2.4 (s, 3H). (2H-Not revealed by $^1\text{H}$ NMR). MS $m/z$ = 343.1 (M+H) $^+$
26		A-1, B & E, G	$^1\text{H}$ NMR (300 MHz, DMSO- $d_6$ ): $\delta$ 14.00 (bs, 1H), 9.60 (s, 1H), 8.25 (m, 2H), 7.85 (m, 6H), 7.60 (m, 2H), 4.40 (s, 2H), 3.40 (m, 2H), 3.0 (m, 2H), 2.80 (s, 3H), 1.80 (m, 2H), 1.60 (m, 3H), 1.2 (m, 1H). MS $m/z$ = 426 (M+H) $^+$
27		A-1, B & E, G	$^1\text{H}$ NMR (300 MHz, DMSO- $d_6$ ): $\delta$ (ppm) 8.80 (s, 1H), 8.26 (m, 2H), 7.88 (m, 6H), 7.64 (m, 2H), 4.22 (s, 2H), 3.40 (m, 1H), 2.77 (s, 3H), 1.60 (d, $J=6\text{Hz}$ , 6H). (3H-Not revealed by $^1\text{H}$ NMR). MS $m/z$ = 400.1 (M+H) $^+$
28		A-1, B & E, G	$^1\text{H}$ NMR (300 MHz, DMSO- $d_6$ ): $\delta$ 14.20 (bs, 1H), 11.45 (s, 1H), 8.25 (s, 2H), 7.85-7.95 (m, 8H), 4.40 (s, 2H), 3.40 (m, 2H), 3.20 (m, 2H), 2.65 (s, 3H), 2.0 (m, 4H). MS $m/z$ = 412.1 (M+H) $^+$
29		A-1, B & E, G	$^1\text{H}$ NMR (300 MHz, DMSO- $d_6$ ): $\delta$ 13.60 (bs, 1H), 10.00 (bs, 1H), 8.35 (m, 2H), 7.80 (m, 6H), 7.60 (m, 2H), 4.40 (s, 2H), 3.65 (m, 2H), 3.20 (m, 2H), 2.80 (m, 4H), 2.65 (s, 3H). MS $m/z$ = 444.1 (M+H) $^+$
30		A-1, B & E, G	$^1\text{H}$ NMR (300 MHz, DMSO- $d_6$ ): $\delta$ 13.80 (bs, 1H), 8.28 (m, 2H), 7.90 (m, 6H), 7.54 (m, 3H), 4.20 (s, 2H), 3.20 (m, 2H), 2.80 (s, 3H), 2.0 (m, 3H), 1.60 (m, 3H). MS $m/z$ = 462.1 (M+H) $^+$

Example No	Structure	General Procedure	Analytical data
31		A-1, B & E, G	$^1\text{H}$ NMR (300 MHz, DMSO- $d_6$ ): $\delta$ 9.60 (bs, 1H), 8.40 (m, 2H), 7.90 (m, 6H), 7.60 (m, 1H), 7.52 (m, 1H), 4.40 (s, 2H), 3.40 (m, 2H), 2.95 (m, 2H), 2.75 (s, 3H), 1.75 (m, 2H), 1.70 (m, 3H), 1.40 (m, 1H). MS $m/z$ = 426.2 (M+H) $^+$
32		A-1, B & E, G	$^1\text{H}$ NMR (300 MHz, DMSO- $d_6$ ): $\delta$ 12.40 (bs, 1H), 8.00 (m, 2H), 7.65 (m, 6H), 7.40 (m, 2H), 4.00 (s, 2H), 2.80 (m, 4H), 2.60 (s, 3H), 1.80 (m, 4H). MS $m/z$ = 412.0 (M+H) $^+$
33		A-1, B & E, G	$^1\text{H}$ NMR (300 MHz, DMSO- $d_6$ ): $\delta$ 14.20 (bs, 1H), 11.80 (s, 1H), 8.25 (s, 2H), 8.20 (s, 1H), 7.85 (m, 4H), 7.60 (m, 3H), 4.48 (s, 2H), 3.2-3.4 (m, 6H), 2.80 (s, 3H), 2.75 (m, 2H). MS $m/z$ = 444.1 (M+H) $^+$
34		A-1, B & E, G	$^1\text{H}$ NMR (300 MHz, DMSO- $d_6$ ): $\delta$ 13.80 (bs, 1H), 8.80 (s, 2H), 8.25 (m, 2H), 7.85 (m, 6H), 7.60 (m, 2H), 4.25 (s, 2H), 3.10 (m, 1H), 2.80 (s, 3H), 1.25 (m, 6H). MS $m/z$ = 400.1 (M+H) $^+$
35		A-1, B & E, G	$^1\text{H}$ NMR (300 MHz, DMSO- $d_6$ ): $\delta$ 13.40 (bs, 1H), 11.80 (s, 1H), 8.20 (m, 3H), 7.85 (m, 5H), 7.60 (m, 2H), 4.40 (s, 2H), 3.20 (m, 8H), 2.80 (s, 3H). MS $m/z$ = 428.1 (M+H) $^+$
36		A-1, B, C & E, G	$^1\text{H}$ NMR (300 MHz, DMSO- $d_6$ ): $\delta$ 8.20 (s, 1H), 8.15 (s, 1H), 7.80 (m, 6H), 7.40 (m, 2H), 4.15 (s, 2H), 3.40 (m, 4H), 3.20 (m, 4H), 2.80 (s, 3H). (2H-Not revealed by $^1\text{H}$ NMR). MS $m/z$ = 474.1 (M-H) $^-$

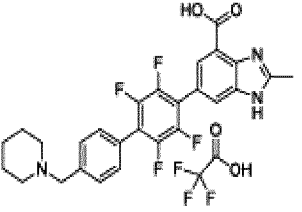
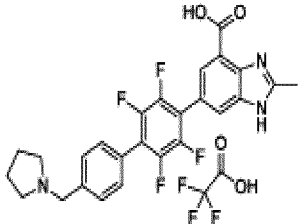
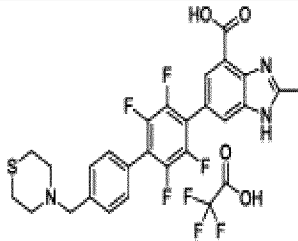
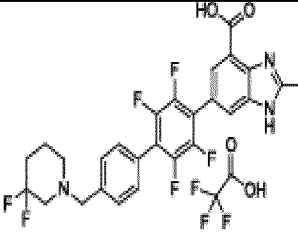
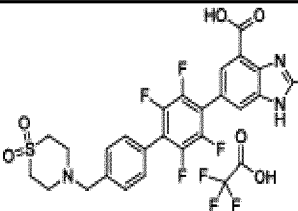
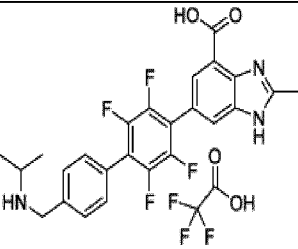
Example No	Structure	General Procedure	Analytical data
37		A-1, B & E, G	$^1\text{H}$ NMR (300 MHz, $\text{CD}_3\text{OD}$ ): $\delta$ 8.45 (s, 1H), 8.20 (s, 1H), 7.85 (m, 6H), 7.60 (m, 2H), 4.45 (s, 2H), 3.65 (m, 2H), 3.41 (s, 2H), 2.85 (s, 3H), 2.20 (m, 4H). (2H-Not revealed by $^1\text{H}$ NMR). MS $m/z$ = 462 ( $\text{M}+\text{H}$ ) $^+$
38		A-1, B & E, G	$^1\text{H}$ NMR (300 MHz, $\text{DMSO-d}_6$ ): $\delta$ 13.60 (bs, 1H), 9.60 (bs, 1H), 8.22 (d, $J=10.2\text{Hz}$ , 2H), 7.85 (m, 6H), 7.60 (m, 2H), 4.45 (s, 2H), 3.20 (m, 4H), 2.80 (s, 3H), 1.65 (m, 4H), 0.90 (s, 6H). MS $m/z$ = 442 ( $\text{M}+\text{H}$ ) $^+$
39		A-1, B & E, G	$^1\text{H}$ NMR (300 MHz, $\text{DMSO-d}_6$ ): $\delta$ 14.00 (bs, 1H), 8.81 (s, 2H), 7.55-8.30 (m, 8H), 4.20 (s, 2H), 2.80 (s, 3H), 1.40 (s, 9H). (2H-Not revealed by $^1\text{H}$ NMR). MS $m/z$ = 413.9 ( $\text{M}+\text{H}$ ) $^+$
40		A-1, B & E, G	$^1\text{H}$ NMR (300 MHz, $\text{DMSO-d}_6$ ): $\delta$ 8.0 (m, 2H), 7.20-7.80 (m, 8H), 4.20 (s, 2H), 2.8 (s, 3H), 1.80 (m, 2H), 1.42-1.80 (m, 11H). (3H-Not revealed by $^1\text{H}$ NMR). MS $m/z$ = 454.1 ( $\text{M}+\text{H}$ ) $^+$
41		A-1, B & E, G	$^1\text{H}$ NMR (300 MHz, $\text{DMSO-d}_6$ ): $\delta$ 7.2-8.2 (m, 10H), 4.20 (s, 1H), 3.60 (m, 4H), 2.89 (s, 3H), 1.91 (s, 3H). (2H-Not revealed by $^1\text{H}$ NMR). MS $m/z$ = 414.1 ( $\text{M}+\text{H}$ ) $^+$
42		A-1, B & E, G	$^1\text{H}$ NMR (300 MHz, $\text{DMSO-d}_6$ ): $\delta$ 13.25 (bs, 1H), 9.20 (s, 1H), 8.23 (s, 1H), 8.20 (s, 1H), 7.85 (m, 3H), 7.45 (m, 5H), 4.40 (s, 2H), 3.20 (m, 4H), 2.80 (s, 3H), 1.65 (m, 4H), 1.30 (m, 2H). MS $m/z$ = 425.9 ( $\text{M}+\text{H}$ ) $^+$

Example No	Structure	General Procedure	Analytical data
43		A-1, B & E, G	<sup>1</sup> H NMR (300 MHz, DMSO-d <sub>6</sub> ): δ 8.85 (bs, 2H), 8.30 (s, 1H), 8.20 (s, 1H), 7.85 (m, 2H), 7.75 (m, 1H), 7.55 (m, 4H), 7.45 (m, 1H), 4.15 (s, 2H), 3.45 (m, 1H), 2.75 (s, 3H), 1.15-1.13 (d, J=6.0 Hz, 6H). (2H-Not revealed by <sup>1</sup> H NMR). MS m/z = 400.1 (M+H) <sup>+</sup>
44		A-1, B & E, G	<sup>1</sup> H NMR (300 MHz, DMSO-d <sub>6</sub> ): δ 14.00 (bs, 1H), 10.00 (bs, 1H), 8.35 (s, 1H), 8.25 (s, 1H), 7.80 (m, 3H), 7.4-7.6 (m, 5H), 4.40 (s, 2H), 3.00 (m, 5H), 2.80 (s, 3H), 2.65 (m, 3H). MS m/z = 444 (M+H) <sup>+</sup>
45		A-1, B & E, G	<sup>1</sup> H NMR (300 MHz, DMSO-d <sub>6</sub> ): δ 13.20 (bs, 1H), 8.60 (s, 1H), 8.20 (s, 2H), 8.00 (m, 3H), 7.4-7.6 (m, 5H), 4.30 (s, 2H), 3.80 (m, 4H), 2.80 (s, 3H), 2.70 (m, 4H). MS m/z = 428.1 (M+H) <sup>+</sup>
46		A-1, B & E, G	<sup>1</sup> H NMR (300 MHz, DMSO-d <sub>6</sub> ): δ 14.0 (bs, 1H), 9.0 (bs, 1H), 8.46 (s, 1H), 8.25 (s, 1H), 7.80 (m, 3H), 7.53 (m, 5H), 4.50 (s, 2H), 3.20 (m, 4H), 2.80 (s, 3H), 1.80 (m, 4H). MS m/z = 412.2 (M+H) <sup>+</sup>
47		A-1, B & E, G	<sup>1</sup> H NMR (300 MHz, DMSO-d <sub>6</sub> ): δ 14.00 (bs, 1H), 8.25 (s, 2H), 7.85 (m, 2H), 7.60 (m, 3H), 7.40 (m, 3H), 3.65 (s, 2H), 3.00 (m, 4H), 2.83 (m, 7H). MS m/z = 476.1 (M+H) <sup>+</sup>
48		A-1, B & E, G	<sup>1</sup> H NMR (300 MHz, DMSO-d <sub>6</sub> ): δ 13.60 (bs, 1H), 9.17 (bs, 2H), 8.30 (s, 1H), 8.26 (s, 1H), 8.00 (m, 2H), 7.53 (m, 6H), 4.27 (m, 3H), 2.77 (s, 3H), 0.71 (m, 4H). MS m/z = 396.1 (M-H) <sup>-</sup>

Example No	Structure	General Procedure	Analytical data
49		A-1, B & E, G	$^1\text{H}$ NMR (300 MHz, DMSO- $d_6$ ): $\delta$ 14.20 (bs, 1H), 10.80 (bs, 1H), 8.40 (s, 2H), 8.00 (m, 3H), 7.40 (m, 5H), 4.35 (s, 2H), 2.88 (s, 3H), 2.27 (s, 6H). MS $m/z$ = 386.1 (M+H) $^+$
50		A-1, B & E, G	$^1\text{H}$ NMR (300 MHz, DMSO- $d_6$ ): $\delta$ 14.00 (bs, 1H), 8.25 (m, 2H), 7.8-8.0 (m, 2H), 7.3-7.7 (m, 6H), 3.62 (s, 2H), 2.80 (s, 3H), 2.50 (m, 3H), 1.80 (m, 5H). MS $m/z$ = 462.1 (M+H) $^+$
51		A-1, B & E, G	$^1\text{H}$ NMR (300 MHz, DMSO- $d_6$ ): $\delta$ (ppm) 13.20 (bs, 1H), 8.73 (s, 1H), 8.21 (s, 1H), 8.16 (s, 1H), 7.4-7.9 (m, 7H), 4.20 (s, 2H), 2.80 (s, 3H), 1.80 (m, 2H), 1.40 (m, 11H). (2H-Not revealed by $^1\text{H}$ NMR). MS $m/z$ = 454.2 (M+H) $^+$
52		A-2 & E	$^1\text{H}$ NMR (300 MHz, DMSO- $d_6$ ): $\delta$ 14.0 (bs, 1H), 8.3 (s, 1H), 8.2 (s, 1H), 7.6 (m, 5H), 3.0 (s, 3H). MS $m/z$ = 401 (M+H) $^+$
53		A-2, B & E, G	$^1\text{H}$ NMR (300 MHz, DMSO- $d_6$ ): $\delta$ 13.0 (bs, 1H), 9.6 (bs, 1H), 8.0 (m, 3H), 7.6 (m, 3H), 4.2 (s, 2H), 2.6 (m, 4H), 2.2 (s, 3H), 1.7 (m, 4H), 1.2 (m, 2H). MS $m/z$ = 496.1 (M-H) $^-$
54		A-2, B & E, G	$^1\text{H}$ NMR (300 MHz, DMSO- $d_6$ ): $\delta$ 8.19 (s, 1H), 8.02 (s, 1H), 7.74 (d, J=6.0Hz, 1H), 7.6 (m, 2H), 7.45 (d, J=6.0Hz, 1H), 4.2 (s, 2H), 3.2 (m, 4H), 2.8 (m, 7H). (2H-Not revealed by $^1\text{H}$ NMR). MS $m/z$ = 516.0 (M+H) $^+$

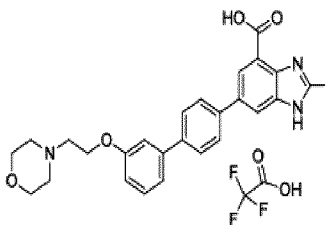
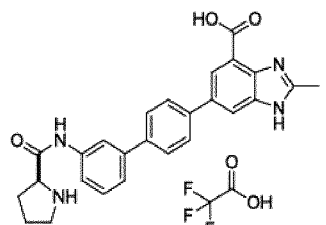
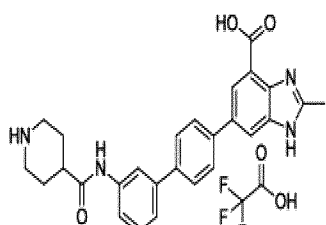
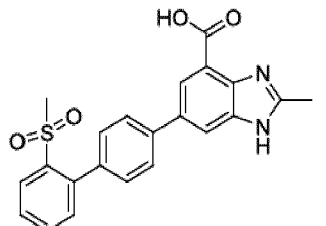


Example No	Structure	General Procedure	Analytical data
55		A-2, B & E, G	<sup>1</sup> H NMR (300 MHz, DMSO-d <sub>6</sub> ): δ 13.0 (bs, 1H), 8.8 (bs, 2H), 7.5-8.2 (m, 6H), 4.2 (s, 2H), 3.40 (m, 1H), 2.8 (s, 3H), 1.25 (m, 6H). MS m/z = 472.1 (M+H) <sup>+</sup>
56		A-2 B & E, G	<sup>1</sup> H NMR (300 MHz, DMSO-d <sub>6</sub> ): δ 9.7 (bs, 1H), 8.1 (s, 1H), 8.0 (s, 1H), 7.7 (m, 4H), 4.4 (s, 2H), 2.8 (s, 3H), 2.6 (m, 4H), 1.8 (m, 6H). MS m/z = 498.1 (M+H) <sup>+</sup>
57		A-2, B & E, G	<sup>1</sup> H NMR (300 MHz, DMSO-d <sub>6</sub> ): δ 8.2 (s, 1H), 8.1 (s, 1H), 7.4 (m, 4H), 4.6 (s, 2H), 2.8 (s, 3H). (3H-Not revealed by <sup>1</sup> H NMR). MS m/z = 431.1 (M+H) <sup>+</sup>
58		A-2 B & E	<sup>1</sup> H NMR (300 MHz, DMSO-d <sub>6</sub> ): δ 7.8 (s, 1H), 7.6 (s, 1H), 7.4 (m, 4H), 3.7 (s, 2H), 2.6 (s, 3H), 2.5 (m, 4H), 1.8 (m, 4H). (2H-Not revealed by <sup>1</sup> H NMR). MS m/z = 483.9 (M+H) <sup>+</sup>
59		A-2, B & E, G	<sup>1</sup> H NMR (300 MHz, DMSO-d <sub>6</sub> ): δ 8.25 (s, 1H), 8.15 (s, 1H), 7.6 (m, 4H), 4.3 (s, 2H), 3.5 (m, 1H), 2.8 (s, 3H), 1.43-1.41 (d, J=6.6 Hz, 6H). (3H-Not revealed by <sup>1</sup> H NMR). MS m/z = 471.9 (M+H) <sup>+</sup>
60		A-2, B & E, G	<sup>1</sup> H NMR (300 MHz, DMSO-d <sub>6</sub> ): δ 8.2 (s, 1H), 8.1 (s, 1H), 7.6 (m, 4H), 4.4 (s, 2H), 2.8 (m, 4H), 0.95 (m, 4H). (3H-Not revealed by <sup>1</sup> H NMR). MS m/z = 470.1 (M+H) <sup>+</sup>

Example No	Structure	General Procedure	Analytical data
61		A-2, B & E, G	$^1\text{H}$ NMR (300 MHz, DMSO- $d_6$ ): $\delta$ 8.3 (s, 1H), 8.12 (s, 1H), 7.80-7.69 (m, 4H), 4.42 (s, 2H), 3.56-3.49 (m, 2H), 3.12-3.01 (m, 2H), 2.88 (s, 3H), 2.01-1.70 (m, 6H). (2H-Not revealed by $^1\text{H}$ NMR). MS $m/z$ = 498.1 (M+H) $^+$
62		A-2, B & E, G	$^1\text{H}$ NMR (300 MHz, DMSO- $d_6$ ): $\delta$ 9.1 (bs, 1H), 8.2 (s, 1H), 8.1 (s, 1H), 7.43 (m, 4H), 3.7 (s, 2H), 2.8 (m, 7H), 1.8 (m, 4H). MS $m/z$ = 482.1 (M-H) $^-$
63		A-2, B & E, G	$^1\text{H}$ NMR (300 MHz, DMSO- $d_6$ ): $\delta$ 8.2 (s, 1H), 8.1 (s, 1H), 7.75 (m, 4H), 4.4 (s, 2H), 3.5 (m, 4H), 3.0 (m, 4H), 2.8 (s, 3H). (2H-Not revealed by $^1\text{H}$ NMR). MS $m/z$ = 515.9 (M+H) $^+$
64		A-2, B & E, G	$^1\text{H}$ NMR (300 MHz, DMSO- $d_6$ ): $\delta$ 8.2 (s, 1H), 8.1 (s, 1H), 7.75 (m, 4H), 4.4 (s, 2H), 3.5 (m, 4H), 3.0 (s, 3H), 2.2 (m, 4H). (2H-Not revealed by $^1\text{H}$ NMR). MS $m/z$ = 534.1 (M+H) $^+$
65		A-2, B & E, G	$^1\text{H}$ NMR (300 MHz, DMSO- $d_6$ ): $\delta$ 8.2 (s, 1H), 8.1 (s, 1H), 7.6 (m, 4H), 4.0 (s, 2H), 3.0-3.4 (m, 8H), 2.8 (s, 3H). (2H-Not revealed by $^1\text{H}$ NMR). MS $m/z$ = 548.0 (M+H) $^+$
66		A-2, B & E, G	$^1\text{H}$ NMR (300 MHz, DMSO- $d_6$ ): $\delta$ 13.80 (bs, 1H), 9.00 (s, 1H), 7.5-8.4 (m, 6H), 4.20 (s, 2H), 2.80 (s, 4H), 1.40 (m, 6H). MS $m/z$ = 472.1 (M+H) $^+$

Example No	Structure	General Procedure	Analytical data
67		A-2 & E	$^1\text{H}$ NMR (300 MHz, DMSO- $d_6$ ): $\delta$ 8.2 (s, 1H), 8.1 (s, 1H), 6.0 (s, 2H), 2.9 (s, 3H), 2.0 (s, 6H). (2H-Not revealed by $^1\text{H}$ NMR). MS $m/z$ = 418 ( $M+H$ ) $^+$
68		169. A-1 & E	$^1\text{H}$ NMR (300 MHz, DMSO- $d_6$ ): $\delta$ 14.4 (bs, 1H), 8.68 (s, 1H), 8.63 (s, 1H), 7.99-7.75 (m, 6H), 7.54-7.41 (m, 3H), 4.05 (s, 3H), 2.91 (s, 3H). MS $m/z$ = 343 ( $M+H$ ) $^+$
69		A-1 & E	$^1\text{H}$ NMR (300 MHz, DMSO- $d_6$ ): $\delta$ 14 (bs, 1H), 8.12-8.10 (d, $J=6\text{Hz}$ , 2H), 7.71-7.68 (d, $J=9\text{Hz}$ , 2H), 7.49-7.34 (m, 5H), 7.16-7.13 (d, $J=8.7\text{Hz}$ , 2H), 5.18 (s, 2H), 2.76 (s, 3H). MS $m/z$ = 357 ( $M-H$ ) $^-$
70		A-1, D & E, G	$^1\text{H}$ NMR (300 MHz, DMSO- $d_6$ ): $\delta$ 13.6 (bs, 1H), 8.56 (m, 1H), 8.27-8.25 (m, 1H), 8.17-8.14 (d, $J=8.4\text{Hz}$ , 2H), 7.83-7.67 (m, 6H), 7.08-7.05 (d, $J=8.7\text{Hz}$ , 2H), 3.94-3.92 (d, $J=6$ , 2H), 3.49-3.31 (m, 2H), 2.99-2.72 (m, 2H), 2.69 (s, 3H), 2.09 (m, 1H), 1.97-1.93 (m, 2H), 1.54-1.42 (m, 2H). MS $m/z$ = 442. ( $M+H$ ) $^+$
71		A-1, D & E, G	$^1\text{H}$ NMR (300 MHz, DMSO- $d_6$ ): $\delta$ 13.6 (bs, 1H), 8.75 (m, 1H), 8.50 (m, 1H), 8.18-8.17 (m, 2H), 7.83-7.74 (m, 4H), 7.69-7.66 (d, $J=8.4\text{Hz}$ , 2H), 7.07-7.04 (d, $J=8.7\text{Hz}$ , 2H), 4.10 (m, 2H), 3.38-3.24 (m, 2H), 2.92-2.81 (q, 2H), 2.72 (s, 3H), 1.82-1.73 (m, 2H), 1.73 (m, 2H), 1.44-1.36 (m, 2H). MS $m/z$ = 456 ( $M+H$ ) $^+$

Example No	Structure	General Procedure	Analytical data
72		A-1, D & E, G	<sup>1</sup> H NMR (300 MHz, DMSO-d <sub>6</sub> ): δ 8.81 (m, 1H), 8.52-8.49 (m, 1H), 8.27-8.24 (d, J=8.7Hz, 2H), 7.86-7.80 (m, 4H), 7.43-7.26 (m, 3H), 6.98-6.95 (d, J=7.8Hz, 1H), 3.98-3.96 (d, J=6Hz, 2H), 2.98-2.91(m, 2H), 2.79 (s, 3H), 2.10 (m, 1H), 1.98-1.93 (m, 2H), 1.57-1.45 (q, 2H). (3H-Not revealed by <sup>1</sup> H NMR). MS m/z = 442 (M+H) <sup>+</sup>
73		A-1, D & E, G	<sup>1</sup> H NMR (300 MHz, DMSO-d <sub>6</sub> ): δ 8.82 (m, 2H), 8.26-8.22 (m, 2H), 7.83 (m, 4H), 7.41-7.33 (m, 3H), 7.04 (m, 1H), 4.79 (m, 1H), 3.28 (m, 2H), 3.13 (m, 2H), 2.79 (s, 3H), 2.13 (m, 2H), 1.88 (m, 2H). MS m/z = 428 (M+H) <sup>+</sup>
74		A-1, D & E, G	<sup>1</sup> H NMR (300 MHz, DMSO-d <sub>6</sub> ): δ 9.65 (bs, 1H), 8.57(s, 1H), 8.32 (s, 1H), 7.9 (m, 2H), 7.78 (m, 2H), 7.6 (m, 2H), 6.89 (m, 2H), 4.8 (m, 2H), 3.79(m, 7H), 3.23 (m, 2H), 3.01 (m, 2H), 2.95 (s, 3H). MS m/z = 458 (M+H) <sup>+</sup>
75		A-1, D & E, G	<sup>1</sup> H NMR (300 MHz, DMSO-d <sub>6</sub> ): δ 8.72(m, 1H), 8.43 (m, 1H), 8.23-8.19 (m, 2H), 7.82 (m, 4H), 7.39-7.37 (m, 1H), 7.30-7.25 (m, 2H), 6.96-6.94 (m, 1H), 4.11 (m, 2H), 3.29-3.25 (m, 2H), 2.89-2.86 (m, 2H), 2.74 (s, 3H), 1.91-1.72 (m, 5H), 1.38-1.35 (m, 2H). MS m/z = 456 (M+H) <sup>+</sup>

Example No	Structure	General Procedure	Analytical data
76		A-1 & D, E, G	$^1\text{H}$ NMR (300 MHz, DMSO- $d_6$ ): $\delta$ 8.16 (m, 2H), 7.83-7.71(m, 4H), 7.28 (m, 1H), 7.14-7.09 (m, 2H), 6.80-6.78 (m, 1H), 4.93 (m, 2H), 3.88 (m, 4H), 3.50-3.36 (m, 6H), 2.75-2.72 (m, 3H). (2H- Not revealed by $^1\text{H}$ NMR). MS $m/z$ = 458 (M+H) $^+$
77		A-1, F& E, G	$^1\text{H}$ NMR (300 MHz, DMSO- $d_6$ ): $\delta$ 13.9(bs, 1H), 10.75 (s, 1H), 9.50 (bs, 1H), 8.73 (bs, 1H), 8.28-8.26 (d, J=6.6Hz, 2H), 8.01 (s, 1H), 7.92-7.89 (d, J=8.1Hz, 2H), 7.80-7.77 (d, J=8.1Hz, 2H), 7.63-7.60 (m, 1H), 7.50-7.47(m, 2H), 4.40 (m, 1H), 3.39-3.30 (m, 2H), 2.79 (s, 3H), 2.44-2.40 (m, 1H), 2.05-1.92(m, 3H). MS $m/z$ = 441 (M+H) $^+$
78		A-1, F & E, G	$^1\text{H}$ NMR (300 MHz, DMSO- $d_6$ ): $\delta$ 13.9 (bs, 1H), 10.19 (s, 1H), 8.64 (m, 1H), 8.40-8.37(m, 1H), 8.26-8.25 (m, 2H), 8.03 (s, 1H), 7.91-7.88 (d, J=8.4Hz, 2H), 7.78-7.75 (d, J=8.4Hz, 2H), 7.62-7.58 (m, 1H), 7.44-7.42 (m, 2H), 3.41-3.35 (m, 2H), 3.02-2.91 (q, 2H), 2.78(s, 3H), 2.73-2.72(m, 1H), 2.08-1.81(m, 4H). MS $m/z$ = 455 (M+H) $^+$
79		A-1, C & E	$^1\text{H}$ NMR (300 MHz, DMSO- $d_6$ ): $\delta$ 13.9 (bs, 1H), 8.24-8.20 (m, 2H), 8.14-8.12 (d, J=7.5Hz, 1H), 7.86-7.68 (m, 4H), 7.56-7.54 (d, J=8.1Hz, 2H), 7.48-7.46 (d, J=7.2Hz, 1H), 2.90 (s, 3H), 2.71 (s, 3H). MS $m/z$ = 407 (M+H) $^+$

Example No	Structure	General Procedure	Analytical data
80		A-1, C & E	<sup>1</sup> H NMR (300 MHz, DMSO-d <sub>6</sub> ): δ 8.42-8.20 (m, 3H), 8.13-8.11(m, 1H), 7.92 (m, 5H), 7.81-7.78 (m, 1H), 3.32(s, 3H), 2.72 (s, 3H). (2H-Not revealed by <sup>1</sup> H NMR). MS m/z = 407 (M+H) <sup>+</sup>
81		A-1, C & E	<sup>1</sup> H NMR (300 MHz, DMSO-d <sub>6</sub> ): δ 14.01 (bs, 1H), 8.26-8.25 (m, 2H), 8.03 (m, 4H), 7.93 (m, 4H), 3.28 (s, 3H), 2.79 (s, 3H). MS m/z = 407 (M+H) <sup>+</sup>
82		A-1, B & E, G	<sup>1</sup> H NMR (300 MHz, DMSO-d <sub>6</sub> ): δ 8.05-8.04 (m, 2H), 7.70-7.67 (m, 3H), 7.45-7.27 (m, 10H), 3.82-3.79 (d, J=7.2Hz, 4H), 3.16 (s, 2H), 2.58 (s, 3H). MS m/z = 448.2 (M+H) <sup>+</sup>
83		A-1 & E	<sup>1</sup> H NMR (300 MHz, DMSO-d <sub>6</sub> ): δ 13.8 (bs, 1H), 8.24-8.18 (m, 2H), 7.93-7.71 (m, 7H), 7.49-7.40 (m, 2H), 4.5 (s, 2H), 3.4 (s, 3H), 2.75(s, 3H). MS m/z = 371 (M-H) <sup>-</sup>
84		A-1 B & E, G	<sup>1</sup> H NMR (300 MHz, DMSO-d <sub>6</sub> ): δ 13.6 (bs, 1H), 10.4 (bs, 1H), 8.17-8.05 (m, 2H), 7.75-7.71 (m, 4H), 4.47 (s, 2H), 3.96-3.70 (m, 4H), 3.39-3.17 (m, 4H), 2.74 (s, 3H). MS m/z = 498.1 (M-H) <sup>-</sup>
85		A-1, C & E	<sup>1</sup> H NMR (300 MHz, DMSO-d <sub>6</sub> ): δ 8.26-8.23 (m, 2H), 7.88-7.78 (m, 6H), 7.55-7.52 (m, 2H), 4.56 (s, 2H), 2.96 (s, 3H), 2.76 (s, 3H). (2H-Not revealed by <sup>1</sup> H NMR).MS m/z = 419 (M-H) <sup>-</sup>

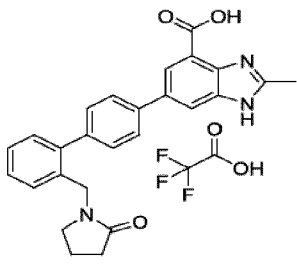
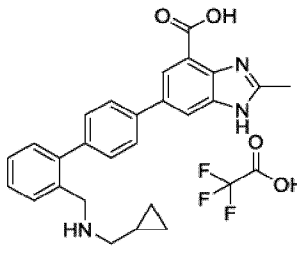
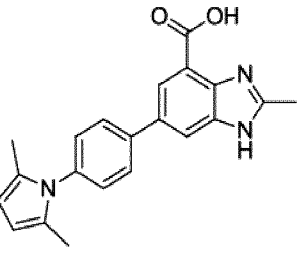
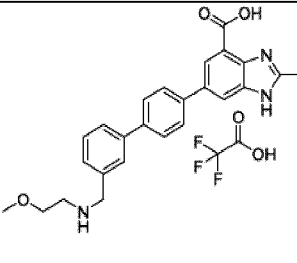
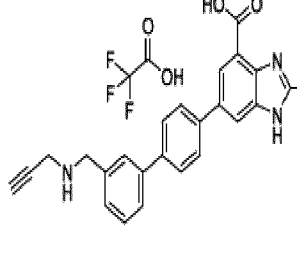
Example No	Structure	General Procedure	Analytical data
86		A-1 & E	<sup>1</sup> H NMR (300 MHz, DMSO-d <sub>6</sub> ): δ 8.21-8.18 (m, 2H), 7.84-7.83 (m, 7H), 7.44-7.41 (m, 2H), 2.72 (s, 3H), 2.08 (s, 3H), 1.99 (s, 2H). MS m/z = 389 (M-H) <sup>-</sup>
87		A-1, B & E	<sup>1</sup> H NMR (300 MHz, DMSO-d <sub>6</sub> ): δ 12.4 (bs, 1H), 10.01 (bs, 1H), 8.10-7.79 (m, 9H), 7.54-7.43 (m, 7H), 4.22-4.186 (m, 4H), 2.79 (s, 3H). MS m/z = 448.0 (M+H) <sup>+</sup>
88		A-1, B & E	<sup>1</sup> H NMR (300 MHz, DMSO-d <sub>6</sub> ): δ 12.22 (bs, 1H), 8.05 (m, 2H), 7.78-7.75 (d, J=7.8Hz, 2H), 7.61-7.58 (d, J=7.2Hz, 1H), 7.50-7.47 (m, 2H), 7.38-7.28 (m, 3H), 5.1 (m, 1H), 4.47 (m, 2H), 2.79 (s, 3H). MS m/z = 359.0 (M+H) <sup>+</sup>
89		A-1 & E	<sup>1</sup> H NMR (300 MHz, DMSO-d <sub>6</sub> ): δ 14.2 (bs, 1H), 8.27 (s, 2H), 7.88-7.80 (m, 4H), 7.66-7.63 (d, J=7.5Hz, 2H), 7.33-7.30 (d, J=8.1Hz, 2H), 2.82 (s, 3H), 2.36 (s, 3H). MS m/z = 341.1 (M+H) <sup>+</sup>
90		A-1, B & E	<sup>1</sup> H NMR (300 MHz, DMSO-d <sub>6</sub> ): δ 13.5 (bs, 1H), 8.2 (m, 2H), 7.9-7.75 (m, 4H), 7.7-7.6 (m, 2H), 7.50-7.4 (m, 1H), 7.4-7.3 (m, 1H), 5.3 (m, 1H), 4.6 (m, 2H), 2.7 (s, 3H). MS m/z = 359.1 (M+H) <sup>+</sup>
91		A-1, B & E, G	<sup>1</sup> H NMR (300 MHz, DMSO-d <sub>6</sub> ): δ 8.25-8.05 (m, 2H), 7.75-7.25 (m, 10H), 4.4-4.29 (m, 4H), 2.9 (s, 3H). (2H-Not revealed by <sup>1</sup> H NMR). MS m/z = 519.9 (M+H) <sup>+</sup>

Example No	Structure	General Procedure	Analytical data
92		A-2 & E	$^1\text{H}$ NMR (300 MHz, DMSO- $d_6$ ): $\delta$ 14.2 (bs, 1H), 8.25-8.15 (m, 2H), 7.6-7.4 (m, 4H), 2.9 (s, 3H), 2.62 (s, 3H). MS $m/z$ = 447.0 ( $M+H$ ) $^+$
93		A-2, C & E	$^1\text{H}$ NMR (300 MHz, DMSO- $d_6$ ): $\delta$ 8.2-8.05 (m, 2H), 8-7.74 (m, 4H), 3.2 (s, 3H), 2.7 (s, 3H). (2H-Not revealed by $^1\text{H}$ NMR). MS $m/z$ = 479.0 ( $M+H$ ) $^+$
94		A-1, B & E, G	$^1\text{H}$ NMR (300 MHz, DMSO- $d_6$ ): $\delta$ 14 (bs, 1H), 9.62 (bs, 1H), 8.29-8.25 (d, $J=11.7\text{Hz}$ , 2H), 7.91-7.85 (m, 3H), 7.56-7.42 (m, 5H), 4.37 (m, 2H), 3.83 (m, 1H), 3.52 (bs, 1H), 3.19 (m, 2H), 3.03 (m, 2H), 2.77 (m, 3H), 1.81-1.59 (m, 4H). MS $m/z$ = 442.1 ( $M+H$ ) $^+$
95		A-1, B & E, G	$^1\text{H}$ NMR (300 MHz, $\text{CD}_3\text{OD}$ ): $\delta$ 8.42-8.21 (m, 2H), 7.84-7.56 (m, 8H), 4.57-4.54 (m, 3H), 3.55-3.312 (m, 3H), 2.92 (s, 3H), 2.34-2.10 (m, 3H). (3H-Not revealed by $^1\text{H}$ NMR). MS $m/z$ = 428.0 ( $M+H$ ) $^+$
96		A-1 & E, G	$^1\text{H}$ NMR (300 MHz, DMSO- $d_6$ ): $\delta$ 14.1 (bs, 1H), 8.27 (m, 2H), 7.83-7.66 (m, 6H), 7.17 (m, 2H), 3.29 (m, 4H), 2.82 (s, 3H), 1.68-1.60 (m, 6H). MS $m/z$ = 412 ( $M+H$ ) $^+$
97		A-1, B & E, G	$^1\text{H}$ NMR (300 MHz, DMSO- $d_6$ ): $\delta$ 13.9 (bs, 1H), 8.29-8.24 (m, 2H), 7.90-7.52 (m, 8H), 4.37 (s, 2H), 3.37 (m, 1H), 2.96-2.78 (m, 6H), 1.83-1.60 (m, 4H), 1.36-1.32 (m, 2H), 0.90 (s, 3H). MS $m/z$ = 440 ( $M+H$ ) $^+$



Example No	Structure	General Procedure	Analytical data
98		A-1, B & E, G	<sup>1</sup> H NMR (300 MHz, DMSO-d <sub>6</sub> ): δ 9.0 (m, 2H), 8.26 (d, J=8.1Hz, 2H), 7.94-7.80 (m, 6H), 7.61-7.51 (m, 2H), 4.26 (m, 2H), 3.55 (m, 1H), 2.78 (s, 3H), 2.05-1.99 (m, 2H), 1.73-1.56 (m, 6H). MS m/z = 426 (M+H) <sup>+</sup>
99		A-1, B & E, G	<sup>1</sup> H NMR (300 MHz, DMSO-d <sub>6</sub> ): δ 13.9 (s, 1H), 9.02 (m, 2H), 8.28-8.25 (m, 2H), 7.92-7.52 (m, 8H), 4.27 (m, 2H), 2.90-2.78 (m, 6H), 1.09 (m, 1H), 0.62 (m, 2H), 0.38 (m, 1H). MS m/z = 412 (M+H) <sup>+</sup>
100		A-1, B & E, G	<sup>1</sup> H NMR (300 MHz, DMSO-d <sub>6</sub> ): δ 14.01 (bs, 1H), 9.64 (bs, 1H), 8.29-8.26 (m, 2H), 7.91-7.58 (m, 7H), 4.42 (s, 2H), 3.96 (m, 1H), 3.38-3.22 (m, 4H), 3.06-3.02 (m, 2H), 2.79 (s, 3H), 1.97-1.80 (m, 3H), 1.59 (m, 1H). MS m/z = 442 (M+H) <sup>+</sup>
101		A-1, B & E	<sup>1</sup> H NMR (300 MHz, DMSO-d <sub>6</sub> ): δ 13.2 (bs, 1H), 8.32 (m, 2H), 7.9-7.7 (m, 6H), 7.45 (m, 2H), 4.52 (m, 2H), 2.79 (s, 3H). (2H-Not revealed by <sup>1</sup> H NMR). MS m/z = 359 (M+H) <sup>+</sup>
102		A-1, B & E	<sup>1</sup> H NMR (300 MHz, DMSO-d <sub>6</sub> ): δ 14.01 (bs, 1H), 11.48 (bs, 1H), 8.27 (s, 2H), 7.95-7.80 (m, 3H), 7.60-7.39 (m, 5H), 4.50-4.45 (m, 2H), 4.2 (m, 2H), 3.95 (m, 2H), 3.62 (m, 2H), 2.85 (s, 3H). MS m/z = 414 (M+H) <sup>+</sup>
103		A-1, B & E	<sup>1</sup> H NMR (300 MHz, DMSO-d <sub>6</sub> ): δ 13.9 (bs, 1H), 10.88 (bs, 1H), 8.26 (s, 2H), 8.15-8.13 (m, 1H), 7.91 (d, J=8.1Hz, 2H), 7.54-7.40 (m, 5H), 4.38 (s, 2H), 2.82 (s, 3H), 2.71-2.63 (m, 4H), 1.53-1.35 (m, 4H), 1.09-0.70 (m, 6H).

Example No	Structure	General Procedure	Analytical data
			MS m/z =442(M+H) <sup>+</sup>
104		A-1, B & E	<sup>1</sup> H NMR (300 MHz, DMSO-d <sub>6</sub> ): δ 13.9 (bs, 1H), 9.69 (m, 2H), 8.26 (s, 2H), 7.99-7.97 (m, 1H), 7.89 (d, J=8.4Hz, 2H), 7.57-7.36 (m, 5H), 4.16 (m, 2H), 3.56-3.54 (m, 2H), 3.16 (s, 3H), 2.97 (m, 2H), 2.81 (s, 3H). MS m/z = 416(M+H) <sup>+</sup>
105		A-1, B & E	<sup>1</sup> H NMR (300 MHz, CD <sub>3</sub> OD): δ 8.43-8.20 (m, 2H), 7.80 (m, 2H), 7.42-7.27 (m, 6H), 3.21 (m, 2H), 2.89 (s, 3H), 2.50 (s, 2H), 1.64-1.43 (m, 8H). (2H-Not revealed by <sup>1</sup> H NMR). MS m/z =454(M+H) <sup>+</sup>
106		A-1, B & E, G	<sup>1</sup> H NMR (300 MHz, CD <sub>3</sub> OD): δ 8.43 (s, 1H), 8.22 (s, 1H), 7.89 (d, J=8.1Hz, 2H), 7.69-7.68 (m, 1H), 7.57-7.46 (m, 5H), 4.24 (m, 2H), 2.91 (s, 3H), 1.22 (s, 9H). (3H-Not revealed by <sup>1</sup> H NMR). MS m/z =414(M+H) <sup>+</sup>
107		A-1, B & E, G	<sup>1</sup> H NMR (300 MHz, DMSO-d <sub>6</sub> ): δ 13.9(bs, 1H), 8.31-8.23(m, 2H), 7.95-7.41(m, 8H), 4.53-4.29(m, 5H), 3.11-2.77(m, 6H), 1.72(m, 2H). MS m/z =428(M+H) <sup>+</sup>
108		A-1, B & E, G	<sup>1</sup> H NMR (300 MHz, CD <sub>3</sub> OD): δ 8.45 (s, 1H), 8.23 (s, 1H), 7.90 (m, 2H), 7.72 (m, 1H), 7.58-7.52 (m, 5H), 4.42 (s, 2H), 2.90 (s, 3H), 2.66 (m, 2H), 1.77-1.56 (m, 4H), 1.38-1.35 (m, 3H), 0.92 (m, 3H). (2H-Not revealed by <sup>1</sup> H NMR). MS m/z =440(M+H) <sup>+</sup>

Example No	Structure	General Procedure	Analytical data
109		A-1 & B, E, G	<sup>1</sup> H NMR (300 MHz, DMSO-d <sub>6</sub> ): δ 8.21 (d, J=13.2Hz, 2H), 7.84 (m, 2H), 7.49 (m, 2H), 7.39 (m, 2H), 7.31 (m, 2H), 4.41 (s, 2H), 3.10 (m, 2H), 2.72 (s, 3H), 2.20 (m, 2H), 1.86 (m, 2H). (2H-Not revealed by <sup>1</sup> H NMR). MS m/z = 425.9 (M+H) <sup>+</sup>
110		A-1 & B, E, G	<sup>1</sup> H NMR (300 MHz, DMSO-d <sub>6</sub> ): δ 13.9 (bs, 1H), 9.10 (s, 2H), 8.27 (d, J=14.8Hz, 2H), 7.91 (d, J=10.4Hz, 2H), 7.77 (s, 1H), 7.55 (m, 4H), 7.42 (s, 1H), 4.20 (s, 2H), 2.76 (m, 5H), 0.95 (m, 1H), 0.50 (m, 2H), 0.28 (m, 2H). MS m/z = 412.1 (M+H) <sup>+</sup>
111		A-2 & E	<sup>1</sup> H NMR (300 MHz, DMSO-d <sub>6</sub> ): δ 13.41 (bs, 1H), 12.25 (bs, 1H), 8.11-8.04 (m, 2H), 7.85 (d, J=8.4Hz, 2H), 7.36 (d, J=10.4Hz, 2H), 5.82 (s, 2H), 2.57 (s, 3H), 2.02 (s, 6H). MS m/z = 346.0 (M+H) <sup>+</sup>
112		A-1, B & E, G	<sup>1</sup> H NMR (300 MHz, DMSO-d <sub>6</sub> ): δ 8.31 (s, 2H), 7.92-7.82 (m, 6H), 7.60 (m, 2H), 4.26 (s, 2H), 3.87 (s, 3H), 3.33 (m, 2H), 2.84 (m, 2H), 2.54 (s, 3H). (3H-Not revealed by <sup>1</sup> H NMR). MS m/z = 416.1 (M+H) <sup>+</sup>
113		A-1, B & E, G	<sup>1</sup> H NMR (300 MHz, DMSO-d <sub>6</sub> ): δ 9.59 (bs, 1H), 8.21 (d, J=14.8, 2H), 7.91-7.80 (m, 6H), 7.59-7.46 (m, 2H), 4.29 (s, 2H), 3.98 (s, 2H), 2.70 (s, 3H). (3H-Not revealed by <sup>1</sup> H NMR). MS m/z = 395.9 (M+H) <sup>+</sup>

Example No	Structure	General Procedure	Analytical data
114		A-1, B & E, G	<sup>1</sup> H NMR (300 MHz, DMSO-d <sub>6</sub> ): δ 13.95 (bs, 1H), 9.27 (bs, 1H), 8.28 (m, 2H), 7.94-7.82 (m, 6H), 7.62- 7.50 (m, 2H), 4.33 (s, 2H), 3.61 (m, 2H), 3.47 (m, 2H), 3.15 (s,3H), 2.77 (s, 3H). MS m/z = 464.0 (M+H) <sup>+</sup>
115		A-1, B & E, G	<sup>1</sup> H NMR (300 MHz, CD <sub>3</sub> OD): δ 8.44 (m, 1H), 8.22 (m, 1H), 7.91-7.85 (m, 6H), 7.65-7.54 (m, 2H), 5.56-5.38 (m, 1H), 4.56 (s, 2H), 3.70-3.55(m, 4H), 2.92 (m,3H), 2.39 (m, 2H). (2H-Not revealed by <sup>1</sup> H NMR). MS m/z = 430.1 (M+H) <sup>+</sup>
116		A-1, B & E, G	<sup>1</sup> H NMR (300 MHz, DMSO-d <sub>6</sub> ): δ 13.95 (bs, 1H), 9.95 (bs, 1H), 9.38 (m, 2H), 8.31 (m, 2H), 7.92-7.75 (m, 3H), 7.55-7.42 (m, 5H), 4.22 (s, 2H), 3.47 (m, 2H), 3.21 (m, 2H), 2.79 (s, 3H), 2.71 (s, 3H), 2.09(m, 2H), 1.78 (m, 2H). MS m/z = 455.2 (M+H) <sup>+</sup>
117		A-1, B & E, G	<sup>1</sup> H NMR (300 MHz, CD <sub>3</sub> OD): δ 8.46 (s, 1H), 8.25 (s, 1H), 7.95-7.90 (m, 2H), 7.75-7.48 (m, 6H), 5.39-5.21 (m, 1H), 4.61 (s, 2H), 3.00-2.87 (m 6H), 2.32-2.18(m, 2H). (2H-Not revealed by <sup>1</sup> H NMR).MS m/z = 430.0 (M+H) <sup>+</sup>
118		A-1, B & E, G	<sup>1</sup> H NMR (300 MHz, DMSO-d <sub>6</sub> ): δ 13.9 (bs, 1H), 8.80 (m, 2H), 8.26 (d, J=7.8Hz, 2H), 7.92 (d, J=7.8Hz, 2H), 7.73 (m, 1H), 7.56-7.42 (m, 5H), 4.18 (s, 2H) 2.87-2.75 (m, 4H), 1.82-1.52 (m, 5H), 1.22-1.06 (m, 5H). MS m/z = 440.1 (M+H) <sup>+</sup>

Example No	Structure	General Procedure	Analytical data
119		A-1, B & E	<sup>1</sup> H NMR (300 MHz, CD <sub>3</sub> OD): δ 8.46 (s, 1H), 8.26 (s, 1H), 7.94 (d, J=7.8Hz, 2H), 7.74-7.49 (m, 6H), 4.70 (m, 1H), 4.30 (m, 1H), 2.94 (m, 4H), 2.62 (s, 3H), 1.85-1.62 (m, 4H), 1.43-1.15 (m, 6H). (2H-Not revealed by <sup>1</sup> H NMR). MS m/z = 454.1 (M+H) <sup>+</sup>
120		A-2, B & E	<sup>1</sup> H NMR (300 MHz, DMSO-d <sub>6</sub> ): δ 13.1 (bs, 1H), 11.62 (bs, 1H), 8.11 (m, 2H), 7.86 (m, 2H), 7.68 (m, 2H), 5.63 (bs, 1H), 4.45 (s, 2H), 3.392-3.02 (m, 4H), 2.70 (m, 4H), 1.98 (m, 2H). MS m/z = 499.9 (M+H) <sup>+</sup>
121		A-2, B & E, G	<sup>1</sup> H NMR (300 MHz, CD <sub>3</sub> OD): δ 8.23 (m, 2H), 7.72 (m, 4H), 4.40 (s, 2H), 3.55 (m, 2H), 3.06 (m, 4H), 1.97-1.92 (m, 3H), 1.46-1.39 (m, 3H), 1.03 (m, 3H). (2H-Not revealed by <sup>1</sup> H NMR). MS m/z = 512.1 (M+H) <sup>+</sup>
122		A-2, B & E, G	<sup>1</sup> H NMR (300 MHz, CD <sub>3</sub> OD): δ 8.19 (m, 2H), 7.70 (m, 4H), 4.33 (s, 2H), 3.03 (m, 2H), 2.83 (s, 3H), 1.15 (m, 1H), 0.76 (m, 2H), 0.45 (m, 2H). (3H-Not revealed by <sup>1</sup> H NMR). MS m/z = 484.1 (M+H) <sup>+</sup>
123		A-2, B & E, G	<sup>1</sup> H NMR (300 MHz, CD <sub>3</sub> OD): δ 8.26 (m, 2H), 7.74 (m, 4H), 5.58 (m, 1H), 4.57 (s, 2H), 3.73 (m, 2H), 2.89 (s, 3H), 2.48-2.42 (m, 2H), 1.40 (s, 2H). (2H-Not revealed by <sup>1</sup> H NMR). MS m/z = 502.1 (M+H) <sup>+</sup>
124		A-1, B & E, G	<sup>1</sup> H NMR (300 MHz, CD <sub>3</sub> OD): δ 8.45 (m, 2H), 7.86-7.81 (m, 6H), 7.63-7.45 (m, 2H), 4.32 (s, 2H), 2.96-2.92 (m, 5H), 1.81-1.78 (m, 5H), 1.36-1.04 (m, 6H). (3H-Not revealed by <sup>1</sup> H NMR). MS m/z = 454.1 (M+H) <sup>+</sup>

Example No	Structure	General Procedure	Analytical data
125		A-2, B & E, G	$^1\text{H}$ NMR (300 MHz, DMSO- $d_6$ ): $\delta$ 13.9 (bs, 1H), 9.87 (bs, 1H), 9.14 (s, 1H), 8.26 (m, 2H), 7.90-7.81 (m, 5H), 7.59 (m, 3H), 4.28 (s, 2H), 3.14-3.06 (m, 5H), 2.78 -2.50 (m, 8H), 2.03 (m, 2H). MS $m/z$ = 443.1 (M+H) $^+$
126		A-1, B & E, G	$^1\text{H}$ NMR (300 MHz, DMSO- $d_6$ ): $\delta$ 13.8 (bs, 1H), 8.82 (m, 1H), 8.26 (d, J=9.9Hz, 2H), 7.99 -7.85 (m, 6H), 7.62 (m, 2H), 4.48 (s, 2H), 2.96-2.88 (m, 4H), 2.75 (s, 3H), 2.26 (m, 2H), 1.23-0.94 (m, 12H). MS $m/z$ = 470.0 (M+H) $^+$
127		A-2, B & E, G	$^1\text{H}$ NMR (300 MHz, CD $_3$ OD): $\delta$ 8.15 (m, 2H), 7.70 (m, 4H), 4.83 (s, 1H), 4.40 (s, 2H), 4.03 (s, 2H), 2.79 (s, 3H). (3H-Not revealed by $^1\text{H}$ NMR). MS $m/z$ = 468.0 (M+H) $^+$
128		A-2, B & E, G	$^1\text{H}$ NMR (300 MHz, DMSO- $d_6$ ): $\delta$ 13.6 (bs, 1H), 12.6 (bs, 1H), 8.81 (bs, 1H), 7.99-7.71 (m, 6H), 4.28 (s, 2H), 2.71 (s, 3H), 1.82-1.66 (m, 4H), 1.2-1.24 (m, 7H). MS $m/z$ = 512.0 (M+H) $^+$
129		A-1, B & E, G	$^1\text{H}$ NMR (300 MHz, DMSO- $d_6$ ): $\delta$ 8.78 (m, 2H), 8.25 (d, J=8.4Hz, 2H), 7.90-7.73 (m, 3H), 7.55-7.40 (m, 5H), 4.18 (s, 2H), 2.75-2.65 (m, 5H), 1.62-1.59 (m, 6H), 1.11-0.81 (m, 5H). MS $m/z$ = 454.2 (M+H) $^+$
130		A-1, B & E, G	$^1\text{H}$ NMR (300 MHz, DMSO- $d_6$ ): $\delta$ 14.2 (bs, 1H), 9.19 (m, 2H), 8.31 (m, 2H), 7.94 (m, 3H), 7.58-7.40 (m, 5H), 4.13 (s, 2H), 3.392-3.28 (m, 2H), 2.83 (m, 4H), 1.79-1.74 (m, 4H), 1.37 (m, 2H), 1.11 (m, 2H). MS $m/z$ = 456.1 (M+H) $^+$

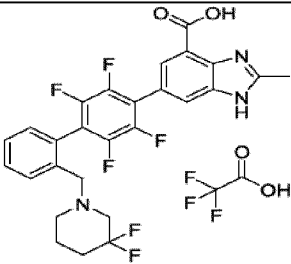
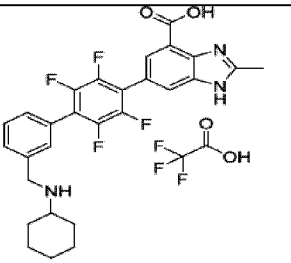
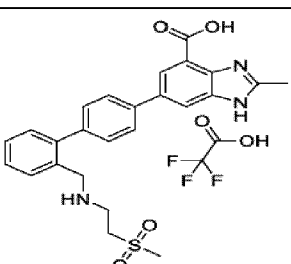
Example No	Structure	General Procedure	Analytical data
131		A-1, B & E, G	$^1\text{H}$ NMR (300 MHz, $\text{CD}_3\text{OD}$ ): $\delta$ 8.44 (s, 1H), 8.22 (s, 1H), 7.90-7.87 (m, 2H), 7.66-7.45 (m, 6H), 4.41 (s, 2H), 3.86 (s, 2H), 3.121 (s, 1H), 2.90 (s, 3H). (3H-Not revealed by $^1\text{H}$ NMR). MS $m/z$ = 395.9 ( $\text{M}+\text{H}$ ) $^+$
132		A-1, B & E	$^1\text{H}$ NMR (300 MHz, $\text{DMSO-d}_6$ ): $\delta$ 8.34-8.22 (m, 3H), 7.96-7.55 (m, 8H), 3.93 (s, 3H), 2.75 (s, 3H). (2H-Not revealed by $^1\text{H}$ NMR). MS $m/z$ = 386.1 ( $\text{M}+\text{H}$ ) $^+$
133		A-1, B & E, G	$^1\text{H}$ NMR (300 MHz, $\text{DMSO-d}_6$ ): $\delta$ 13.85(bs, 1H), 9.79 (bs, 1H), 9.13 (bs, 2H), 8.27-8.23 (d, $J=13.2\text{Hz}$ , 2H), 7.91-7.88 (d, $J=8.4\text{Hz}$ , 2H), 7.73-7.71 (m, 1H), 7.55-7.44 (m, 5H), 4.20 (m, 2H), 3.07 (m, 2H), 2.94 (m, 2H), 2.76-2.74 (m, 8H), 1.95-1.92 (m, 2H). MS $m/z$ = 443.2 ( $\text{M}+\text{H}$ ) $^+$ .
134		A-2 & E	$^1\text{H}$ NMR (300 MHz, $\text{DMSO-d}_6$ ): $\delta$ 14.00 (bs, 1H), 7.73-7.58 (m, 5H), 7.42-7.38 (m, 2H), 5.69 (s, 2H), 2.76 (s, 3H), 1.80 (s, 6H). MS $m/z$ = 346.0 ( $\text{M}+\text{H}$ ) $^+$ .
135		A-1, B & E, G	$^1\text{H}$ NMR (300 MHz, $\text{DMSO-d}_6$ ): $\delta$ 8.31-8.29 (d, $J=5.4\text{Hz}$ , 2H), 7.94-7.85 (m, 5H), 7.77-7.74 (m, 1H), 7.56-7.45 (m, 2H), 4.17 (s, 2H), 3.80-3.76 (m, 2H), 2.82 (s, 3H). (3H-Not revealed by $^1\text{H}$ NMR). MS $m/z$ = 440.1 ( $\text{M}+\text{H}$ ) $^+$ .
136		A-1, B & E, G	$^1\text{H}$ NMR (300 MHz, $\text{DMSO-d}_6$ ): $\delta$ 9.30(bs, 2H), 8.31-8.28(d, $J=9.9\text{Hz}$ , 2H), 7.95-7.83(m, 6H), 7.62-7.50(m, 2H), 4.33(s, 2H), 3.29(m, 2H), 2.81-2.74(m, 5H). MS $m/z$ = 453.9 ( $\text{M}+\text{H}$ ) $^+$ .

Example No	Structure	General Procedure	Analytical data
137		A-2, B, C & E, G	$^1\text{H}$ NMR (300 MHz, DMSO- $d_6$ ): $\delta$ 14.00 (bs, 1H), 8.20 (s, 1H), 8.08 (s, 1H), 7.59-7.55 (m, 4H), 3.96 (s, 2H), 3.21-3.16 (m, 4H), 3.03 (m, 4H), 2.76 (s, 3H). MS $m/z$ = 548.0(M+H) $^+$ .
138		A-2 & E, G	$^1\text{H}$ NMR (300 MHz, DMSO- $d_6$ ): $\delta$ 14.00 (bs, 1H), 8.33-8.29 (d, $J$ =11.1Hz, 2H), 7.93-7.90 (d, $J$ =8.4Hz, 2H), 7.69-7.66 (d, $J$ =8.4Hz, 2H), 6.13 (s, 1H), 2.84(s, 3H), 2.38(s, 3H), 2.22(s, 3H). MS $m/z$ = 347.0(M+H) $^+$ .
139		A-2 & E, G	$^1\text{H}$ NMR (300 MHz, DMSO- $d_6$ ): $\delta$ 13.85 (bs, 1H), 8.47 (s, 1H), 8.20-8.19 (m, 2H), 7.94-7.84 (m, 4H), 6.38 (s, 1H), 2.71 (s, 3H), 2.29 (s, 3H). MS $m/z$ = 332.9(M+H) $^+$ .
140		A-1, B & E	$^1\text{H}$ NMR (300 MHz, CD $_3$ OD): $\delta$ 8.37 (s, 1H), 8.19 (s, 1H), 7.93-7.91 (m, 2H), 7.73-7.50 (m, 6H), 4.64 (s, 2H), 2.84-2.78 (m, 7H), 1.94-1.90 (m, 2H), 0.88-0.86 (m, 12H). (2H-Not revealed by $^1\text{H}$ NMR). MS $m/z$ = 470.2(M+H) $^+$ .
141		A-1, B & E	$^1\text{H}$ NMR (300 MHz, DMSO- $d_6$ ): $\delta$ 13.80(bs, 1H), 9.40-9.30(m, 2H), 8.26-8.22(m, 2H), 7.91-7.88(m, 2H), 7.69-7.68(m, 1H), 7.57-7.42(m, 5H), 4.25(s, 2H), 3.39-3.34(m, 6H), 2.91-2.75(m, 5H), 1.77-1.63(m, 2H), 1.60 (m, 4H). MS $m/z$ = 469.2(M+H) $^+$ .
142		A-1, B & E	$^1\text{H}$ NMR (300 MHz, CD $_3$ OD): $\delta$ 8.45 (s, 1H), 8.22 (s, 1H), 7.91-7.88 (m, 2H), 7.69-7.46 (m, 6H), 4.38 (s, 2H), 3.21-3.16 (m, 2H), 2.91 (s, 3H), 2.56-2.50 (m, 2H). (3H-Not revealed by $^1\text{H}$ NMR). MS $m/z$ = 454.0(M+H) $^+$ .



Example No	Structure	General Procedure	Analytical data
143		A-1, B & E, G	<sup>1</sup> H NMR (300 MHz, CD <sub>3</sub> OD): δ 8.38 (s, 1H), 8.19-8.15 (m, 2H), 7.93-7.50 (m, 8H), 4.24-4.22 (m, 2H), 2.85 (s, 3H), 1.35-1.30 (t, J=6.9Hz, 3H). (2H-Not revealed by <sup>1</sup> H NMR). MS m/z = 399.9(M+H) <sup>+</sup> .
144		A-2 & E, G	<sup>1</sup> H NMR (300 MHz, DMSO-d <sub>6</sub> ): δ 14.00 (bs, 1H), 8.28-8.24 (m, 2H), 8.04-7.91 (m, 4H), 2.77 (s, 3H), 2.35 (s, 3H), 2.12 (s, 3H). MS m/z = 348.0(M+H) <sup>+</sup> .
145		A-1 & E	<sup>1</sup> H NMR (300 MHz, DMSO-d <sub>6</sub> ): δ 8.33-8.31 (d, J=5.1Hz, 2H), 7.90-7.87 (d, J=7.8Hz, 2H), 7.33-7.31 (d, J=6.0Hz, 2H), 7.19-7.13 (m, 3H), 2.84 (s, 3H), 2.03 (s, 6H). (2H-Not revealed by <sup>1</sup> H NMR). MS m/z = 357.1(M+H) <sup>+</sup> .
146		A-2, B & E, G	<sup>1</sup> H NMR (300 MHz, CD <sub>3</sub> OD): δ (ppm) 8.27-8.15 (d, J=3.6Hz, 2H), 7.71 (s, 4H), 4.36 (s, 2H), 3.52-3.47 (m, 2H), 2.92-2.90 (m, 9H), 2.20 (m, 2H), 1.20-1.15 (t, J=6.0Hz, 2H). (3H-Not revealed by <sup>1</sup> H NMR). MS m/z = 515.1(M+H) <sup>+</sup> .
147		A-2, B & E, G	<sup>1</sup> H NMR (300 MHz, DMSO-d <sub>6</sub> ): δ 13.80 (bs, 1H), 10.20 (bs, 1H), 8.14 (s, 1H), 8.02 (s, 1H), 7.72 (s, 4H), 4.45 (s, 2H), 3.68 (m, 4H), 3.23 (m, 4H), 2.71 (s, 3H). MS m/z = 500.0(M+H) <sup>+</sup> .
148		A-2, B & E, G	<sup>1</sup> H NMR (300 MHz, DMSO-d <sub>6</sub> ): δ 13.80 (bs, 1H), 10.80 (bs, 1H), 8.17 (s, 1H), 8.05 (s, 1H), 7.80-7.71 (m, 4H), 5.58 (m, 1H), 5.40 (m, 1H), 4.54 (m, 3H), 3.56 (m, 4H), 2.73 (s, 3H). MS m/z = 502.0(M+H) <sup>+</sup> .

Example No	Structure	General Procedure	Analytical data
149		A-2, B & E, G	<sup>1</sup> H NMR (300 MHz, DMSO-d <sub>6</sub> ): δ 13.80 (bs, 1H), 10.50 (bs, 1H), 8.15 (s, 1H), 8.03 (s, 1H), 7.78-7.70 (m, 4H), 4.53-4.47 (m, 3H), 3.55 (m, 2H), 3.21 (m, 2H), 2.72 (s, 3H), 2.27-2.08 (m, 3H). MS m/z = 499.9(M+H) <sup>+</sup> .
150		A-1, B & E, G	<sup>1</sup> H NMR (300 MHz, DMSO-d <sub>6</sub> ): δ 13.80 (bs, 1H), 9.76 (bs, 1H), 8.28-8.24 (d, J=12.0Hz, 2H), 7.94-7.91 (d, J=6.6Hz, 2H), 7.61-7.49 (m, 5H), 4.30 (s, 2H), 3.61-3.40 (m, 3H), 2.84 (m, 3H), 1.81 (m, 5H). MS m/z = 430.1(M+H) <sup>+</sup> .
151		A-2 & E	<sup>1</sup> H NMR (300 MHz, DMSO-d <sub>6</sub> ): δ 13.80 (bs, 1H), 12.40 (bs, 1H), 8.10 (s, 1H), 8.01 (s, 1H), 7.80-7.78 (m, 2H), 7.63-7.54 (m, 2H), 5.82 (s, 2H), 2.56 (s, 3H), 2.03 (s, 6H). MS m/z = 346.1(M+H) <sup>+</sup> .
152		A-1, B & E, G	<sup>1</sup> H NMR (300 MHz, DMSO-d <sub>6</sub> ): δ 13.80 (bs, 1H), 10.40 (bs, 1H), 9.17 (bs, 1H), 8.29-8.25 (d, J=12.0Hz, 2H), 7.92-7.89 (d, J=9.0Hz, 2H), 7.75-7.72 (m, 1H), 7.55-7.53 (m, 4H), 7.447.41 (m, 1H), 4.20 (m, 2H), 3.64 (m, 4H), 3.11 (m, 6H), 2.95 (s, 2H), 2.78 (s, 3H), 1.96 (m, 2H). MS m/z = 485.2(M+H) <sup>+</sup> .
153		A-1, B & E, G	<sup>1</sup> H NMR (300 MHz, CD <sub>3</sub> OD): δ 8.35(s, 1H), 8.16 (s, 1H), 7.82 (d, J=8.1Hz, 2H), 7.65-7.63 (m, 1H), 7.50-7.33 (m, 5H), 3.75 (s, 2H), 3.15-3.11 (m, 2H), 2.82 (s, 3H), 2.65-2.67 (m, 8H), 2.22 (s, 3H). (2H-Not revealed by <sup>1</sup> H NMR). MS m/z = 443.0(M+H) <sup>+</sup> .

Example No	Structure	General Procedure	Analytical data
154		A-2, B & E, G	$^1\text{H}$ NMR (300 MHz, DMSO- $d_6$ ): $\delta$ 13.80 (bs, 1H), 8.16-8.05 (m, 2H), 7.61 (m, 4H), 3.04 (m, 4H), 2.73 (s, 5H), 1.99-1.77 (m, 4H). MS $m/z$ = 534.0(M+H) $^+$ .
155		A-2, B & E, G	$^1\text{H}$ NMR (300 MHz, CD $_3$ OD): $\delta$ 8.12 (s, 1H), 8.02 (s, 1H), 7.72-7.68 (m, 4H), 4.34 (s, 2H), 2.77 (s, 3H), 2.22 (m, 2H), 1.93 (m, 2H), 1.73 (m, 1H), 1.41-1.29 (m, 6H). (3H-Not revealed by $^1\text{H}$ NMR). MS $m/z$ = 512.1(M+H) $^+$ .
156		A-1, B & E, G	$^1\text{H}$ NMR (300 MHz, DMSO- $d_6$ ): $\delta$ 13.90 (bs, 1H), 9.20 (m, 2H), 8.27 (d, J=8.7Hz, 2H), 7.90 (d, J=7.5Hz, 2H), 7.71-7.70 (m, 1H), 7.55-7.43 (m, 5H), 4.27 (s, 2H), 3.49-3.37 (m, 4H), 3.08 (s, 3H), 2.77 (s, 3H). MS $m/z$ = 464.1(M+H) $^+$ .

### Measurement of DHODH inhibitory enzyme activity (in vitro assays)

[0170] The DHODH activity assay is a coupled enzyme assay in which oxidation of DHO and subsequent reduction of ubiquinone are stoichiometrically equivalent to the reduction of DCIP (2,6-dichlorophenol). The reduction of DCIP is accompanied by a loss of absorbance at 610nm.

[0171] Reagents used: L-Dihydroorotic acid, Sigma, D7128, 2,6-Dichloroindophenol sodium salt hydrate, sigma, D1878 Dimethyl sulfoxide (DMSO), spectroscopic grade purchased from Spectrochem, cat no.0704209, B. no. – 3183650 Decylubiquinone, Sigma, D7911.

Preparation of solutions/reagents:

Buffer Preparation: 50 mM tris HCl, 150 mM KCl, and pH 8.0, 0.8% triton.

L-Dihydroorotic acid stock solution of 20 mM in buffer.

2, 6-Dichloroindophenol Sodium salt hydrate stock solution of 20mM in buffer.

Decylubiquinone stock solution of 20 mM in buffer.

DMSO used as vehicle.

#### Procedure:

[0172] 5  $\mu$ L of Dimethyl sulfoxide or a compound of formula (I) in DMSO solution was added to the wells of a 96 well plate. Compounds of formula (I) were measured at 10  $\mu$ M.

[0173] Protein along with buffer was added, so that the total volume including the DMSO was 87  $\mu$ L. Compound and protein were incubated for half an hour at room temperature after mixing. 5  $\mu$ L of 20 mM solution of L-Dihydroorotic acid, 5  $\mu$ L of 2 mM solution of Decylubiquinone and 3  $\mu$ L of 2 mM solution of 2, 6-Dichloroindophenol sodium salt hydrate were added to the above solution (total assay volume 100  $\mu$ L). The mixture was stirred for 2 min and absorbance was recorded at every 10 min at 610 nanometers.

#### Percent inhibition is calculated as follows

$$100 * \frac{(\text{Abs}_{610} \text{ for reaction containing compound}) - (\text{Abs}_{610} \text{ for positive control})}{(\text{Abs}_{610} \text{ for no enzyme reaction}) - (\text{Abs}_{610} \text{ for positive control})}$$

Reaction containing compound has compound, buffer, enzyme and substrates

Positive control contains DMSO, buffer, enzyme and substrates

No Enzyme reaction contains DMSO, buffer and substrates

IC<sub>50</sub> determination: A 2 mM DMSO stock solution of the selected 1, 4, 6-trisubstituted-2-alkyl-1H-benzo[d]imidazole derivatives of formula (I) of the present invention to be examined was prepared. Subsequent 1/3rd dilutions were made as follows:

S. No.	Stock Concentration of Compound in DMSO (mM)	Assay Concentration for Compound ( $\mu$ M)	Composition of compound solution used for assay
1	2	100	60 $\mu$ L 2 mM
2	0.66667	33	20 $\mu$ L 2 mM + 40 $\mu$ L DMSO
3	0.22222	11	20 $\mu$ L 0.66667 mM + 40 $\mu$ L DMSO
4	0.07407	3.7	20 $\mu$ L 0.22222 mM + 40 $\mu$ L DMSO
5	0.02469	1.2	20 $\mu$ L 0.07407 mM + 40 $\mu$ L DMSO
6	0.00823	0.4	20 $\mu$ L 0.02469 mM + 40 $\mu$ L DMSO
7	0.00274	0.13	20 $\mu$ L 0.00823 mM + 40 $\mu$ L DMSO
8	0.00091	0.0457	20 $\mu$ L 0.00274 mM + 40 $\mu$ L DMSO
9	0.00031	0.0152	20 $\mu$ L 0.00091 mM + 40 $\mu$ L DMSO

10	0.0001	0.0051	20 $\mu$ L 0.00031 mM + 40 $\mu$ L DMSO
11	0.00003	0.00017	20 $\mu$ L 0.00010 mM + 40 $\mu$ L DMSO

[0174] 5  $\mu$ L of each stock of compound of formula (I) (solution indicated in column 4 of table) was used for each 100  $\mu$ L assay. Therefore, 5  $\mu$ L of the 2 mM stock provided 100  $\mu$ L of 100  $\mu$ M solution of compound of formula (I), when made up with buffer, protein and substrate. **See also:** *Ulrich et al. (2001) Eur. J. Biochem. 268, 1861-1868.*

### Measurement of Cell Proliferation Activity (Jurkat Cell)

[0175] **Jurkat cells** are an immortalized cell line of T lymphocyte cells, which are used to study acute T cell leukaemia, T cell signalling, and the expression of various chemokine receptors susceptible to viral entry, particularly HIV. Jurkat cells are also useful in science because of their ability to produce interleukin 2. Their primary use, however, is to determine the mechanism of differential susceptibility of cancers to drugs and radiation.

### PROTOCOL

[0176] Jurkat cells are cultured in RPMI medium with 10% FBS, and seeded at a density of 100,000 cells per well in a 96 well plate. Compound is added at different concentrations (typically starting at 10  $\mu$ M followed by half log dilutions for a total of 8-10 concentrations). Each concentration is tested in triplicate and DMSO concentration is kept constant at 0.25 - 0.5%. The cells are then incubated in a CO<sub>2</sub> incubator at 37°C for 72 hrs before determining cell viability using XTT assay. Cell viability is plotted as a function of concentration and EC<sub>50</sub> is determined using GraphPad Prism software

### REFERENCES

[0177] Roehm, N et al [1991] An improved colorimetric assay for cell proliferation and viability utilizing the tetrazolium salt XTT. *J. Immunol.Methods*142:257-265.

Reagents: Roswells park memorial institute's medium, (RPMI-1640 complete media) pH-7.4  $\pm$  0.2 (Sigma R6504).

[0178] Dimethyl sulfoxide (DMSO), spectroscopic grade purchased from Spectrochem, (cat no.0704209, B. no. – 3183650 MEM Cat. No. M0268, Sigma). Fetal Bovine Serum (Cat. No. F9665, Sigma Aldrich). XTT sodium salt (Sigma Cat. No. X4251). PMS (Sigma Cat. No. 68600).

**Preparation of solutions/reagents**

[0179] RPMI media supplemented with antibiotics, 10% FBS, Sodium Pyruvate and NEA (non essential amino acids).

[0180] XTT – A freshly prepared solution of XTT is made in the growth medium, with a final concentration of 1mg/ml.

[0181] PMS - Stock is prepared with 1x PBS at 0.383 mg/ml and stored in aliquots at -20°C. The XTT solution at 20 µl/ml was added just before use.

[0182] Test solution – Serially diluted DMSO solutions are further diluted with media to 2x the required concentration in well.

**Procedure:**

[0183] Culture Jurkat cells in T-25 flasks at a density of  $0.2 \times 10^6$  / ml 2-3 days before the day of experiment set up.

[0184] Centrifuge Jurkat T-cell suspension at 1200 rpm for 10 minutes and resuspend cells again in fresh RPMI medium with 10% FBS. Count the cells and dilute suspension to a density of  $2 \times 10^6$  cells/ml. Seed 50 µL of this suspension in each well of a 96 well plate (100,000 cells per well). Keep the edges of the plate empty to avoid evaporation.

[0185] Serially dilute DMSO stocks of compounds to get different concentrations for an EC50 curve. 50 µL of compound diluted in media (2x concentration required in well) is added to each well. DMSO concentration should be kept constant at 0.25 - 0.5% for all wells.

[0186] Typically, for all compounds with  $IC_{50} < 1 \mu M$ , compound concentration can start at 10 µM followed by half log dilutions for a total of 8-10 concentrations. Each concentration has to be tested in triplicate.

[0187] Include controls such as cells without compound (with same DMSO concentration as compound wells), and media control, Incubate the 96 well plate in a CO<sub>2</sub> incubator at 37°C for 72 hrs before determining cell viability using XTT assay.

[0188] XTT assay: to each well, add 50 µL of 1mg/ml XTT solution with 20 µl of PMS/mL. Read the plates after 2 hours at 465 nm using the spectrophotometer. XTT reading for media without cells is used as background reading.

[0189] Calculate % cell viability assuming that the cells without compound are 100% viable.

[0190] Plot % cell viability as a function of concentration and determine EC50 by using software such as GraphPad Prism to fit the curve.

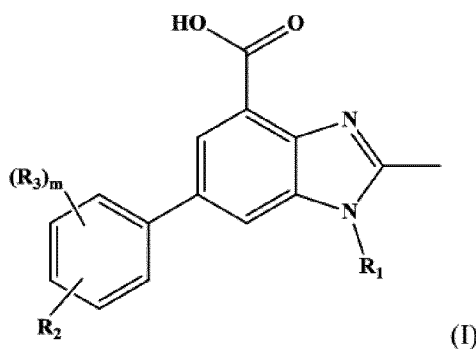
[0191] The compounds were screened at 1  $\mu$ M /10  $\mu$ M concentration and the results are summarized in the table below along with the IC<sub>50</sub> ( $\mu$ M) and EC<sub>50</sub> ( $\mu$ M) details for selected examples. IC<sub>50</sub> ( $\mu$ M) and EC<sub>50</sub> ( $\mu$ M) values of the compounds are set forth in below Table wherein “A” refers to an IC<sub>50</sub> ( $\mu$ M) value in range of 0.001 to 0.0099  $\mu$ M, “B” refers to IC<sub>50</sub> ( $\mu$ M) value in range of 0.01 to 0.099  $\mu$ M and “C” refers to IC<sub>50</sub> ( $\mu$ M) value of greater than 0.1  $\mu$ M.

Ex. No.	IC <sub>50</sub> DHODH ( $\mu$ M)	EC <sub>50</sub> Proliferation Jurkat cells ( $\mu$ M)
1	B	0.133
4	C	-
5	B	0.049
10	B	0.032
15	B	-
16	B	-
17	B	-
18	B	0.111
20	B	-
21	B	-
23	B	-
25	A	-
36	B	-
39	B	-
42	B	-
45	B	-
46	A	-

Ex. No.	IC <sub>50</sub> DHODH ( $\mu$ M)	EC <sub>50</sub> Proliferation Jurkat cells ( $\mu$ M)
52	A	-
53	A	-
56	A	-
57	A	-
59	B	-
60	A	-
61	A	-
62	B	-
64	A	-
65	A	-
67	A	-
69	A	-
84	B	-
90	B	-
111	A	-
117	A	-
145	B	-
150	A	-

## CLAIMS

1. A compound of formula (I):



or a pharmaceutically acceptable salt, solvate, tautomer, hydrate, stereoisomer and mixture of isomers, or N-oxide thereof;

wherein;

R<sub>1</sub> is hydrogen or linear or branched C<sub>1</sub>-C<sub>6</sub> alkyl;

R<sub>2</sub> is an optionally substituted Cb, an optionally substituted Het or -O-(CH<sub>2</sub>)<sub>p</sub>Cb'; wherein the optional substituent, at each occurrence, is independently selected from one or more occurrences of R<sub>4</sub>;

R<sub>3</sub> is hydrogen, halogen, linear or branched C<sub>1</sub>-C<sub>6</sub> alkyl or -OR<sub>5</sub>;

R<sub>4</sub> is independently selected from hydrogen, halogen, linear or branched C<sub>1</sub>-C<sub>6</sub> alkyl, -(CH<sub>2</sub>)<sub>p</sub>O(CH<sub>2</sub>)<sub>q</sub>R<sub>7</sub>, -(CH<sub>2</sub>)<sub>p</sub>S(=O)<sub>x</sub>R<sub>5</sub>, -C(R<sub>5</sub>)=NOR<sub>5</sub>, -(CH<sub>2</sub>)<sub>p</sub>Het' and -(CH<sub>2</sub>)<sub>p</sub>NR<sub>5</sub>(CH<sub>2</sub>)<sub>q</sub>R<sub>6</sub>;

R<sub>5</sub> is independently selected from hydrogen and linear or branched C<sub>1</sub>-C<sub>6</sub> alkyl;

R<sub>6</sub> is independently selected from hydrogen, linear or branched C<sub>1</sub>-C<sub>6</sub> alkyl, -(CO)Het, Cb', Het', -CF<sub>3</sub>, -C≡CR<sub>5</sub>, -N(R<sub>5</sub>)<sub>2</sub>, -S(=O)<sub>x</sub>R<sub>5</sub> and -OR<sub>5</sub>;

R<sub>7</sub> is independently selected from hydrogen, linear or branched C<sub>1</sub>-C<sub>6</sub> alkyl, Cb', Het', -CF<sub>3</sub>, -C≡CR<sub>5</sub>, -N(R<sub>5</sub>)<sub>2</sub> or -S(=O)<sub>x</sub>R<sub>5</sub>;

Cb and Cb' independently represents a monocyclic, a fused or non-fused bicyclic, saturated, unsaturated or aromatic carbocyclic ring system having 3 to 14 carbon atoms; wherein the Cb and Cb' are optionally substituted with 'n' occurrences of R<sub>7</sub>;

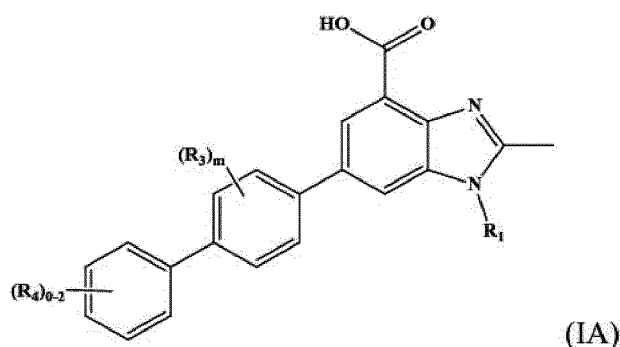
Het and Het' independently represents a 3- to 14-membered, monocyclic, a fused or non-fused bicyclic, saturated, unsaturated or aromatic heterocyclic ring system having at least 1 to 4 heteroatom or heterogroup selected from N, O, S, CO, NH, SO and SO<sub>2</sub>; wherein the Het and Het' are optionally substituted with 'n' occurrences of R<sub>8</sub>;



$R_8$ , at each occurrence, is independently selected from halogen, hydroxy, oxo and linear or branched  $C_1$ - $C_6$  alkyl;

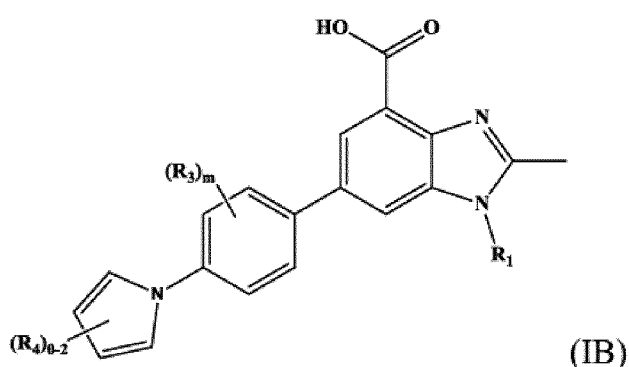
'm' is 0 to 4; 'n', 'p' and 'q' independently represents 0 to 3; and 'x' is 0 to 2.

2. The compound according to claim 1, wherein the compound is represented by formula (IA);



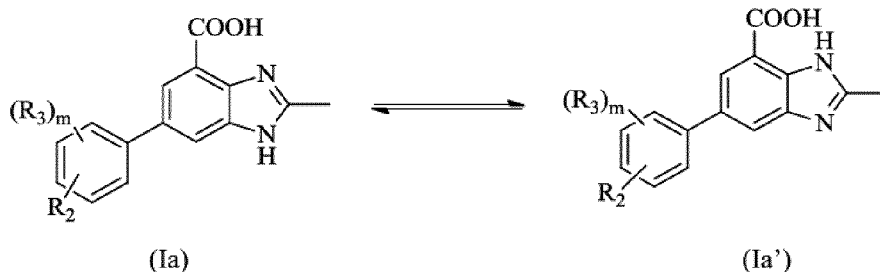
or a pharmaceutically acceptable salt or a stereoisomer thereof; wherein  $R_1$ ,  $R_3$ ,  $R_4$  and 'm' are as same as defined in Claim 1.

3. The compound according to claim 1, wherein the compound is represented by formula (IB);



or a pharmaceutically acceptable salt or a stereoisomer thereof; wherein  $R_1$ ,  $R_3$ ,  $R_4$  and 'm' are as same as defined in Claim 1.

4. The compound according to any one of claims 1 to 3, wherein  $R_1$  is hydrogen.
5. The compound according to any one of claims 1 to 4, with all tautomeric forms of formula (Ia) and (Ia') when  $R_1$  is hydrogen;



or a pharmaceutically acceptable salt or a stereoisomer thereof; wherein  $R_2$ ,  $R_3$  and 'm' are as same as defined in Claim 1.

6. The compound according to any one of claims 1 to 5 wherein  $R_2$  is an optionally substituted Cb, an optionally substituted Het or  $-O-(CH_2)_pCb$ ; wherein the optional substituent, at each occurrence, is independently selected from one or more occurrences of  $R_4$ ;
7. The compound according to any one of claims 1 to 6 wherein the said Cb represents an optionally substituted phenyl; wherein the said Het represents optionally substituted groups selected from pyrrole, pyrazole, pyridyl, and isoxazole; wherein the optional substituent, at each occurrence, is independently selected from one or more occurrences of  $R_4$ ;
8. The compound according to any one of claims 1 to 7, wherein  $R_4$  is independently selected from hydrogen, halogen, linear or branched  $C_1$ - $C_6$  alkyl,  $-(CH_2)_pHet'$ ,  $-(CH_2)_pNR_5(CH_2)_qR_6$  and  $-(CH_2)_pO(CH_2)_qR_7$ ; wherein  $R_5$  is hydrogen; and  $R_6$  and  $R_7$  independently represents Cb' and Het';
9. The compound according to any one of claims 1 to 8, wherein the said Cb' represents phenyl, cyclopropyl and Het' denotes piperidine, morpholine, 3-fluoro pyrrolidine, thiomorpholine 1,1-dioxide.
10. The compound according to any one of claims 1 to 9, wherein  $R_3$  is hydrogen, or halogen; 'm' is 0; 'n', 'p' and 'q' is 0 to 3; and 'x' is 0 to 2.
11. The compound according to any one of claims 1-10 wherein the compound is

Example No	IUPAC names
1.	6-([1,1'-biphenyl]-4-yl)-2-methyl-1H-benzo[d]imidazole-4-carboxylic acid;
2.	6-(3',5'-difluoro-[1,1'-biphenyl]-4-yl)-2-methyl-1H-benzo[d]imidazole-4-carboxylic acid;

3.	6-(3',4'-difluoro-[1,1'-biphenyl]-4-yl)-2-methyl-1H-benzo[d]imidazole-4-carboxylic acid;
4.	6-(2',3'-difluoro-[1,1'-biphenyl]-4-yl)-2-methyl-1H-benzo[d]imidazole-4-carboxylic acid;
5.	6-(2'-fluoro-[1,1'-biphenyl]-4-yl)-2-methyl-1H-benzo[d]imidazole-4-carboxylic acid;
6.	6-(4'-fluoro-[1,1'-biphenyl]-4-yl)-2-methyl-1H-benzo[d]imidazole-4-carboxylic acid;
7.	2-methyl-6-(4-(pyridin-3-yl)phenyl)-1H-benzo[d]imidazole-4-carboxylic acid;
8.	6-(3'-fluoro-[1,1'-biphenyl]-4-yl)-2-methyl-1H-benzo[d]imidazole-4-carboxylic acid.;
9.	2-methyl-6-(4-(pyridin-4-yl)phenyl)-1H-benzo[d]imidazole-4-carboxylic acid;
10.	6-(3'-methoxy-[1,1'-biphenyl]-4-yl)-2-methyl-1H-benzo[d]imidazole-4-carboxylic acid;
11.	2-methyl-6-(3'-(trifluoromethoxy)-[1,1'-biphenyl]-4-yl)-1H-benzo[d]imidazole-4-carboxylic acid;
12.	6-(2',5'-difluoro-[1,1'-biphenyl]-4-yl)-2-methyl-1H-benzo[d]imidazole-4-carboxylic acid;
13.	2-methyl-6-(4'-(trifluoromethoxy)-[1,1'-biphenyl]-4-yl)-1H-benzo[d]imidazole-4-carboxylic acid;
14.	6-(4'-methoxy-[1,1'-biphenyl]-4-yl)-2-methyl-1H-benzo[d]imidazole-4-carboxylic acid;
15.	6-(3'-(benzyloxy)-[1,1'-biphenyl]-4-yl)-2-methyl-1H-benzo[d]imidazole-4-carboxylic acid;
16.	6-(3'-hydroxy-[1,1'-biphenyl]-4-yl)-2-methyl-1H-benzo[d]imidazole-4-carboxylic acid;
17.	6-(2'-(benzyloxy)-[1,1'-biphenyl]-4-yl)-2-methyl-1H-benzo[d]imidazole-4-carboxylic acid;
18.	6-(2'-methoxy-[1,1'-biphenyl]-4-yl)-2-methyl-1H-benzo[d]imidazole-4-carboxylic acid;
19.	6-(4'-(benzyloxy)-[1,1'-biphenyl]-4-yl)-2-methyl-1H-benzo[d]imidazole-4-carboxylic acid;

20.	6-(4'-hydroxy-[1,1'-biphenyl]-4-yl)-2-methyl-1H-benzo[d]imidazole-4-carboxylic acid;
21.	6-(2'-fluoro-3'-methoxy-[1,1'-biphenyl]-4-yl)-2-methyl-1H-benzo[d]imidazole-4-carboxylic acid;
22.	6-(3'-(benzyloxy)-5'-fluoro-[1,1'-biphenyl]-4-yl)-2-methyl-1H-benzo[d]imidazole-4-carboxylic acid;
23.	6-(2'-hydroxy-[1,1'-biphenyl]-4-yl)-2-methyl-1H-benzo[d]imidazole-4-carboxylic acid;
24.	2-methyl-6-(3'-methyl-[1,1'-biphenyl]-4-yl)-1H-benzo[d]imidazole-4-carboxylic acid;
25.	2-methyl-6-(2'-methyl-[1,1'-biphenyl]-4-yl)-1H-benzo[d]imidazole-4-carboxylic acid;
26.	2-methyl-6-(4'-(piperidin-1-ylmethyl)-[1,1'-biphenyl]-4-yl)-1H-benzo[d]imidazole-4-carboxylic acid.2,2,2-trifluoroacetic acid;
27.	6-(4'-((isopropylamino)methyl)-[1,1'-biphenyl]-4-yl)-2-methyl-1H-benzo[d]imidazole-4-carboxylic acid.2,2,2-trifluoroacetic acid;
28.	2-methyl-6-(4'-(pyrrolidin-1-ylmethyl)-[1,1'-biphenyl]-4-yl)-1H-benzo[d]imidazole-4-carboxylic acid.2,2,2-trifluoroacetic acid;
29.	2-methyl-6-(4'-(thiomorpholinomethyl)-[1,1'-biphenyl]-4-yl)-1H-benzo[d]imidazole-4-carboxylic acid.2,2,2-trifluoroacetic acid;
30.	6-(4'-((3,3-difluoropiperidin-1-yl)methyl)-[1,1'-biphenyl]-4-yl)-2-methyl-1H-benzo[d]imidazole-4-carboxylic acid.2,2,2-trifluoroacetic acid;
31.	2-methyl-6-(3'-(piperidin-1-ylmethyl)-[1,1'-biphenyl]-4-yl)-1H-benzo[d]imidazole-4-carboxylic acid.2,2,2-trifluoroacetic acid;
32.	2-methyl-6-(3'-(pyrrolidin-1-ylmethyl)-[1,1'-biphenyl]-4-yl)-1H-benzo[d]imidazole-4-carboxylic acid.2,2,2-trifluoroacetic acid;
33.	2-methyl-6-(3'-(thiomorpholinomethyl)-[1,1'-biphenyl]-4-yl)-1H-benzo[d]imidazole-4-carboxylic acid;
34.	6-(3'-((isopropylamino)methyl)-[1,1'-biphenyl]-4-yl)-2-methyl-1H-benzo[d]imidazole-4-carboxylic acid.2,2,2-trifluoroacetic acid;
35.	2-methyl-6-(3'-(morpholinomethyl)-[1,1'-biphenyl]-4-yl)-1H-benzo[d]imidazole-4-carboxylic acid.2,2,2-trifluoroacetic acid;

36.	6-(3'-((1,1-dioxidothiomorpholino)methyl)-[1,1'-biphenyl]-4-yl)-2-methyl-1H-benzo[d]imidazole-4-carboxylic acid.2,2,2-trifluoroacetic acid;
37.	6-(3'-((3,3-difluoropiperidin-1-yl)methyl)-[1,1'-biphenyl]-4-yl)-2-methyl-1H-benzo[d]imidazole-4-carboxylic acid.2,2,2-trifluoroacetic acid;
38.	6-(3'-((dipropylamino)methyl)-[1,1'-biphenyl]-4-yl)-2-methyl-1H-benzo[d]imidazole-4-carboxylic acid.2,2,2-trifluoroacetic acid;
39.	6-(3'-((tert-butylamino)methyl)-[1,1'-biphenyl]-4-yl)-2-methyl-1H-benzo[d]imidazole-4-carboxylic acid.2,2,2-trifluoroacetic acid;
40.	6-(3'-((cycloheptylamino)methyl)-[1,1'-biphenyl]-4-yl)-2-methyl-1H-benzo[d]imidazole-4-carboxylic acid.2,2,2-trifluoroacetic acid;
41.	6-(3'-((3-hydroxyazetidin-1-yl)methyl)-[1,1'-biphenyl]-4-yl)-2-methyl-1H-benzo[d]imidazole-4-carboxylic acid.2,2,2-trifluoroacetic acid;
42.	2-methyl-6-(2'-(piperidin-1-yl)methyl)-[1,1'-biphenyl]-4-yl)-1H-benzo[d]imidazole-4-carboxylic acid.2,2,2-trifluoroacetic acid;
43.	6-(2'-(isopropylamino)methyl)-[1,1'-biphenyl]-4-yl)-2-methyl-1H-benzo[d]imidazole-4-carboxylic acid.2,2,2-trifluoroacetic acid;
44.	2-methyl-6-(2'-(thiomorpholinomethyl)-[1,1'-biphenyl]-4-yl)-1H-benzo[d]imidazole-4-carboxylic acid.2,2,2-trifluoroacetic acid;
45.	2-methyl-6-(2'-(morpholinomethyl)-[1,1'-biphenyl]-4-yl)-1H-benzo[d]imidazole-4-carboxylic acid.2,2,2-trifluoroacetic acid;
46.	2-methyl-6-(2'-(pyrrolidin-1-yl)methyl)-[1,1'-biphenyl]-4-yl)-1H-benzo[d]imidazole-4-carboxylic acid.2,2,2-trifluoroacetic acid;
47.	6-(2'-((1,1-dioxidothiomorpholino)methyl)-[1,1'-biphenyl]-4-yl)-2-methyl-1H-benzo[d]imidazole-4-carboxylic acid.2,2,2-trifluoroacetic acid;
48.	6-(2'-((cyclopropylamino)methyl)-[1,1'-biphenyl]-4-yl)-2-methyl-1H-benzo[d]imidazole-4-carboxylic acid.2,2,2-trifluoroacetic acid;
49.	6-(2'-((dimethylamino)methyl)-[1,1'-biphenyl]-4-yl)-2-methyl-1H-benzo[d]imidazole-4-carboxylic acid.2,2,2-trifluoroacetic acid;
50.	6-(2'-((3,3-difluoropiperidin-1-yl)methyl)-[1,1'-biphenyl]-4-yl)-2-methyl-1H-benzo[d]imidazole-4-carboxylic acid.2,2,2-trifluoroacetic acid;
51.	6-(2'-((cycloheptylamino)methyl)-[1,1'-biphenyl]-4-yl)-2-methyl-1H-benzo[d]imidazole-4-carboxylic acid.2,2,2-trifluoroacetic acid;

52.	2-methyl-6-(2,3,5,6-tetrafluoro-[1,1'-biphenyl]-4-yl)-1H-benzo[d]imidazole-4-carboxylic acid;
53.	2-methyl-6-(2,3,5,6-tetrafluoro-2'-(piperidin-1-ylmethyl)-[1,1'-biphenyl]-4-yl)-1H-benzo[d]imidazole-4-carboxylic acid.2,2,2-trifluoroacetic acid;
54.	2-methyl-6-(2,3,5,6-tetrafluoro-2'-(thiomorpholinomethyl)-[1,1'-biphenyl]-4-yl)-1H-benzo[d]imidazole-4-carboxylic acid.2,2,2-trifluoroacetic acid;
55.	2-methyl-6-(2,3,5,6-tetrafluoro-2'-((isopropylamino)methyl)-[1,1'-biphenyl]-4-yl)-1H-benzo[d]imidazole-4-carboxylic acid.2,2,2-trifluoroacetic acid;
56.	2-methyl-6-(2,3,5,6-tetrafluoro-3'-(piperidin-1-ylmethyl)-[1,1'-biphenyl]-4-yl)-1H-benzo[d]imidazole-4-carboxylic acid.2,2,2-trifluoroacetic acid;
57.	2-methyl-6-(2,3,5,6-tetrafluoro-3'-(hydroxymethyl)-[1,1'-biphenyl]-4-yl)-1H-benzo[d]imidazole-4-carboxylic acid.2,2,2-trifluoroacetic acid;
58.	2-methyl-6-(2,3,5,6-tetrafluoro-3'-(pyrrolidin-1-ylmethyl)-[1,1'-biphenyl]-4-yl)-1H-benzo[d]imidazole-4-carboxylic acid;
59.	2-methyl-6-(2,3,5,6-tetrafluoro-3'-((isopropylamino)methyl)-[1,1'-biphenyl]-4-yl)-1H-benzo[d]imidazole-4-carboxylic acid.2,2,2-trifluoroacetic acid;
60.	6-(3'-((cyclopropylamino)methyl)-2,3,5,6-tetrafluoro-[1,1'-biphenyl]-4-yl)-2-methyl-1H-benzo[d]imidazole-4-carboxylic acid.2,2,2-trifluoroacetic acid;
61.	2-methyl-6-(2,3,5,6-tetrafluoro-4'-(piperidin-1-ylmethyl)-[1,1'-biphenyl]-4-yl)-1H-benzo[d]imidazole-4-carboxylic acid.2,2,2-trifluoroacetic acid;
62.	2-methyl-6-(2,3,5,6-tetrafluoro-4'-(pyrrolidin-1-ylmethyl)-[1,1'-biphenyl]-4-yl)-1H-benzo[d]imidazole-4-carboxylic acid.2,2,2-trifluoroacetic acid;
63.	2-methyl-6-(2,3,5,6-tetrafluoro-4'-(thiomorpholinomethyl)-[1,1'-biphenyl]-4-yl)-1H-benzo[d]imidazole-4-carboxylic acid.2,2,2-trifluoroacetic acid;
64.	6-(4'-((3,3-difluoropiperidin-1-yl)methyl)-2,3,5,6-tetrafluoro-[1,1'-biphenyl]-4-yl)-2-methyl-1H-benzo[d]imidazole-4-carboxylic acid.2,2,2-trifluoroacetic acid;
65.	6-(4'-((1,1-dioxidothiomorpholino)methyl)-2,3,5,6-tetrafluoro-[1,1'-biphenyl]-4-yl)-2-methyl-1H-benzo[d]imidazole-4-carboxylic acid.2,2,2-trifluoroacetic acid;
66.	2-methyl-6-(2,3,5,6-tetrafluoro-4'-((isopropylamino)methyl)-[1,1'-biphenyl]-4-yl)-1H-benzo[d]imidazole-4-carboxylic acid.2,2,2-trifluoroacetic acid;
67.	6-(4-(2,5-dimethyl-1H-pyrrol-1-yl)-2,3,5,6-tetrafluorophenyl)-2-methyl-1H-benzo[d]imidazole-4-carboxylic acid;
68.	6-([1,1'-biphenyl]-4-yl)-1,2-dimethyl-1H-benzo[d]imidazole-4-carboxylic acid;

69.	6-(4-(benzyloxy)phenyl)-2-methyl-1H-benzo[d]imidazole-4-carboxylic acid;
70.	2-methyl-6-(4'-(piperidin-4-ylmethoxy)-[1,1'-biphenyl]-4-yl)-1H-benzo[d]imidazole-4-carboxylic acid.2,2,2-trifluoroacetic acid;
71.	2-methyl-6-(4'-(2-(piperidin-4-yl)ethoxy)-[1,1'-biphenyl]-4-yl)-1H-benzo[d]imidazole-4-carboxylic acid.2,2,2-trifluoroacetic acid;
72.	2-methyl-6-(3'-(piperidin-4-ylmethoxy)-[1,1'-biphenyl]-4-yl)-1H-benzo[d]imidazole-4-carboxylic acid.2,2,2-trifluoroacetic acid;
73.	2-methyl-6-(3'-(piperidin-4-yloxy)-[1,1'-biphenyl]-4-yl)-1H-benzo[d]imidazole-4-carboxylic acid.2,2,2-trifluoroacetic acid;
74.	2-methyl-6-(4'-(2-morpholinoethoxy)-[1,1'-biphenyl]-4-yl)-1H-benzo[d]imidazole-4-carboxylic acid.2,2,2-trifluoroacetic acid;
75.	2-methyl-6-(3'-(2-(piperidin-4-yl)ethoxy)-[1,1'-biphenyl]-4-yl)-1H-benzo[d]imidazole-4-carboxylic acid.2,2,2-trifluoroacetic acid;
76.	2-methyl-6-(3'-(2-(tetrahydro-2H-pyran-4-yl)ethoxy)-[1,1'-biphenyl]-4-yl)-1H-benzo[d]imidazole-4-carboxylic acid.2,2,2-trifluoroacetic acid;
77.	(S)-2-methyl-6-(3'-(pyrrolidine-2-carboxamido)-[1,1'-biphenyl]-4-yl)-1H-benzo[d]imidazole-4-carboxylic acid.2,2,2-trifluoroacetic acid;
78.	2-methyl-6-(3'-(piperidine-4-carboxamido)-[1,1'-biphenyl]-4-yl)-1H-benzo[d]imidazole-4-carboxylic acid.2,2,2-trifluoroacetic acid;
79.	2-methyl-6-(2'-(methylsulfonyl)-[1,1'-biphenyl]-4-yl)-1H-benzo[d]imidazole-4-carboxylic acid.2,2,2-trifluoroacetic acid;
80.	2-methyl-6-(3'-(methylsulfonyl)-[1,1'-biphenyl]-4-yl)-1H-benzo[d]imidazole-4-carboxylic acid;
81.	2-methyl-6-(4'-(methylsulfonyl)-[1,1'-biphenyl]-4-yl)-1H-benzo[d]imidazole-4-carboxylic acid.2,2,2-trifluoroacetic acid;
82.	6-(2'-((benzylamino)methyl)-[1,1'-biphenyl]-4-yl)-2-methyl-1H-benzo[d]imidazole-4-carboxylic acid.2,2,2-trifluoroacetic acid;
83.	6-(4'-(methoxymethyl)-[1,1'-biphenyl]-4-yl)-2-methyl-1H-benzo[d]imidazole-4-carboxylic acid;
84.	2-methyl-6-(2,3,5,6-tetrafluoro-3'-(morpholinomethyl)-[1,1'-biphenyl]-4-yl)-1H-benzo[d]imidazole-4-carboxylic acid.2,2,2-trifluoroacetic acid;
85.	2-methyl-6-(4'-((methylsulfonyl)methyl)-[1,1'-biphenyl]-4-yl)-1H-benzo[d]imidazole-4-carboxylic acid;

86.	2-methyl-6-(4'-((methylthio)methyl)-[1,1'-biphenyl]-4-yl)-1H-benzo[d]imidazole-4-carboxylic acid;
87.	6-(3'-((benzylamino)methyl)-[1,1'-biphenyl]-4-yl)-2-methyl-1H-benzo[d]imidazole-4-carboxylic acid;
88.	6-(2'-(hydroxymethyl)-[1,1'-biphenyl]-4-yl)-2-methyl-1H-benzo[d]imidazole-4-carboxylic acid;
89.	2-methyl-6-(4'-methyl-[1,1'-biphenyl]-4-yl)-1H-benzo[d]imidazole-4-carboxylic acid;
90.	6-(3'-(hydroxymethyl)-[1,1'-biphenyl]-4-yl)-2-methyl-1H-benzo[d]imidazole-4-carboxylic acid;
91.	6-(4'-((benzylamino)methyl)-2,3,5,6-tetrafluoro-[1,1'-biphenyl]-4-yl)-2-methyl-1H-benzo[d]imidazole-4-carboxylic acid.2,2,2-trifluoroacetic acid;
92.	2-methyl-6-(2,3,5,6-tetrafluoro-4'-(methylthio)-[1,1'-biphenyl]-4-yl)-1H-benzo[d]imidazole-4-carboxylic acid;
93.	2-methyl-6-(2,3,5,6-tetrafluoro-4'-(methylsulfonyl)-[1,1'-biphenyl]-4-yl)-1H-benzo[d]imidazole-4-carboxylic acid;
94.	6-(2'-((4-hydroxypiperidin-1-yl)methyl)-[1,1'-biphenyl]-4-yl)-2-methyl-1H-benzo[d]imidazole-4-carboxylic acid.2,2,2-trifluoroacetic acid;
95.	(R)-6-(3'-((3-hydroxypyrrolidin-1-yl)methyl)-[1,1'-biphenyl]-4-yl)-2-methyl-1H-benzo[d]imidazole-4-carboxylic acid.2,2,2-trifluoroacetic acid;
96.	2-methyl-6-(4'-(piperidin-1-yl)-[1,1'-biphenyl]-4-yl)-1H-benzo[d]imidazole-4-carboxylic acid.2,2,2-trifluoroacetic acid;
97.	2-methyl-6-(3'-((4-methylpiperidin-1-yl)methyl)-[1,1'-biphenyl]-4-yl)-1H-benzo[d]imidazole-4-carboxylic acid.2,2,2-trifluoroacetic acid;
98.	6-(3'-((cyclopentylamino)methyl)-[1,1'-biphenyl]-4-yl)-2-methyl-1H-benzo[d]imidazole-4-carboxylic acid.2,2,2-trifluoroacetic acid;
99.	6-(3'-(((cyclopropylmethyl)amino)methyl)-[1,1'-biphenyl]-4-yl)-2-methyl-1H-benzo[d]imidazole-4-carboxylic acid.2,2,2-trifluoroacetic acid;
100.	6-(3'-((4-hydroxypiperidin-1-yl)methyl)-[1,1'-biphenyl]-4-yl)-2-methyl-1H-benzo[d]imidazole-4-carboxylic acid.2,2,2-trifluoroacetic acid;
101.	6-(4'-(hydroxymethyl)-[1,1'-biphenyl]-4-yl)-2-methyl-1H-benzo[d]imidazole-4-carboxylic acid;



102.	6-(2'-((3-hydroxyazetidin-1-yl)methyl)-[1,1'-biphenyl]-4-yl)-2-methyl-1H-benzo[d]imidazole-4-carboxylic acid;
103.	6-(2'-((dipropylamino)methyl)-[1,1'-biphenyl]-4-yl)-2-methyl-1H-benzo[d]imidazole-4-carboxylic acid;
104.	6-(2'-(((2-methoxyethyl)amino)methyl)-[1,1'-biphenyl]-4-yl)-2-methyl-1H-benzo[d]imidazole-4-carboxylic acid;
105.	2-methyl-6-(2'-((2-oxoazepan-1-yl)methyl)-[1,1'-biphenyl]-4-yl)-1H-benzo[d]imidazole-4-carboxylic acid;
106.	6-(2'-((tert-butylamino)methyl)-[1,1'-biphenyl]-4-yl)-2-methyl-1H-benzo[d]imidazole-4-carboxylic acid.2,2,2-trifluoroacetic acid;
107.	(R)-6-(2'-((3-hydroxypyrrolidin-1-yl)methyl)-[1,1'-biphenyl]-4-yl)-2-methyl-1H-benzo[d]imidazole-4-carboxylic acid.2,2,2-trifluoroacetic acid;
108.	2-methyl-6-(2'-((4-methylpiperidin-1-yl)methyl)-[1,1'-biphenyl]-4-yl)-1H-benzo[d]imidazole-4-carboxylic acid.2,2,2-trifluoroacetic acid;
109.	2-methyl-6-(2'-((2-oxopyrrolidin-1-yl)methyl)-[1,1'-biphenyl]-4-yl)-1H-benzo[d]imidazole-4-carboxylic acid.2,2,2-trifluoroacetic acid;
110.	6-(2'-(((cyclopropylmethyl)amino)methyl)-[1,1'-biphenyl]-4-yl)-2-methyl-1H-benzo[d]imidazole-4-carboxylic acid.2,2,2-trifluoroacetic acid;
111.	6-(4-(2,5-dimethyl-1H-pyrrol-1-yl)phenyl)-2-methyl-1H-benzo[d]imidazole-4-carboxylic acid;
112.	6-(3'-(((2-methoxyethyl)amino)methyl)-[1,1'-biphenyl]-4-yl)-2-methyl-1H-benzo[d]imidazole-4-carboxylic acid.2,2,2-trifluoroacetic acid;
113.	2-methyl-6-(3'-((prop-2-yn-1-ylamino)methyl)-[1,1'-biphenyl]-4-yl)-1H-benzo[d]imidazole-4-carboxylic acid.2,2,2-trifluoroacetic acid;
114.	2-methyl-6-(3'-(((2-(methylsulfonyl)ethyl)amino)methyl)-[1,1'-biphenyl]-4-yl)-1H-benzo[d]imidazole-4-carboxylic acid.2,2,2-trifluoroacetic acid;
115.	(R)-6-(3'-((3-fluoropyrrolidin-1-yl)methyl)-[1,1'-biphenyl]-4-yl)-2-methyl-1H-benzo[d]imidazole-4-carboxylic acid.2,2,2-trifluoroacetic acid;
116.	2-methyl-6-(2'-(((1-methylpiperidin-4-yl)amino)methyl)-[1,1'-biphenyl]-4-yl)-1H-benzo[d]imidazole-4-carboxylic acid.2,2,2-trifluoroacetic acid;
117.	(R)-6-(2'-((3-fluoropyrrolidin-1-yl)methyl)-[1,1'-biphenyl]-4-yl)-2-methyl-1H-benzo[d]imidazole-4-carboxylic acid.2,2,2-trifluoroacetic acid;

118.	6-(2'-((cyclohexylamino)methyl)-[1,1'-biphenyl]-4-yl)-2-methyl-1H-benzo[d]imidazole-4-carboxylic acid.2,2,2-trifluoroacetic acid;
119.	6-(2'-((cyclohexyl(methyl)amino)methyl)-[1,1'-biphenyl]-4-yl)-2-methyl-1H-benzo[d]imidazole-4-carboxylic acid;
120.	(R)-2-methyl-6-(2,3,5,6-tetrafluoro-4'-((2-hydroxypyrrolidin-1-yl)methyl)-[1,1'-biphenyl]-4-yl)-1H-benzo[d]imidazole-4-carboxylic acid;
121.	2-methyl-6-(2,3,5,6-tetrafluoro-4'-((4-methylpiperidin-1-yl)methyl)-[1,1'-biphenyl]-4-yl)-1H-benzo[d]imidazole-4-carboxylic acid.2,2,2-trifluoroacetic acid;
122.	6-(4'-(((cyclopropylmethyl)amino)methyl)-2,3,5,6-tetrafluoro-[1,1'-biphenyl]-4-yl)-2-methyl-1H-benzo[d]imidazole-4-carboxylic acid.2,2,2-trifluoroacetic acid;
123.	(R)-2-methyl-6-(2,3,5,6-tetrafluoro-4'-((2-fluoropyrrolidin-1-yl)methyl)-[1,1'-biphenyl]-4-yl)-1H-benzo[d]imidazole-4-carboxylic acid.2,2,2-trifluoroacetic acid;
124.	6-(3'-(((cyclohexylmethyl)amino)methyl)-[1,1'-biphenyl]-4-yl)-2-methyl-1H-benzo[d]imidazole-4-carboxylic acid.2,2,2-trifluoroacetic acid;
125.	6-(3'-(((3-(dimethylamino)propyl)amino)methyl)-[1,1'-biphenyl]-4-yl)-2-methyl-1H-benzo[d]imidazole-4-carboxylic acid.2,2,2-trifluoroacetic acid;
126.	6-(3'-((diisobutylamino)methyl)-[1,1'-biphenyl]-4-yl)-2-methyl-1H-benzo[d]imidazole-4-carboxylic acid.2,2,2-trifluoroacetic acid;
127.	2-methyl-6-(2,3,5,6-tetrafluoro-4'-((prop-2-yn-1-ylamino)methyl)-[1,1'-biphenyl]-4-yl)-1H-benzo[d]imidazole-4-carboxylic acid.2,2,2-trifluoroacetic acid;
128.	6-(4'-((cyclohexylamino)methyl)-2,3,5,6-tetrafluoro-[1,1'-biphenyl]-4-yl)-2-methyl-1H-benzo[d]imidazole-4-carboxylic acid.2,2,2-trifluoroacetic acid;
129.	6-(2'-(((cyclohexylmethyl)amino)methyl)-[1,1'-biphenyl]-4-yl)-2-methyl-1H-benzo[d]imidazole-4-carboxylic acid.2,2,2-trifluoroacetic acid;
130.	6-(2'-(((4-hydroxycyclohexyl)amino)methyl)-[1,1'-biphenyl]-4-yl)-2-methyl-1H-benzo[d]imidazole-4-carboxylic acid.2,2,2-trifluoroacetic acid;
131.	2-methyl-6-(2'-((prop-2-yn-1-ylamino)methyl)-[1,1'-biphenyl]-4-yl)-1H-benzo[d]imidazole-4-carboxylic acid.2,2,2-trifluoroacetic acid;
132.	(E)-6-(3'-((methoxyimino)methyl)-[1,1'-biphenyl]-4-yl)-2-methyl-1H-benzo[d]imidazole-4-carboxylic acid;
133.	6-(2'-(((3-(dimethylamino)propyl)amino)methyl)-[1,1'-biphenyl]-4-yl)-2-methyl-1H-benzo[d]imidazole-4-carboxylic acid.2,2,2-trifluoroacetic acid;

134.	6-(2-(2,5-dimethyl-1H-pyrrol-1-yl)phenyl)-2-methyl-1H-benzo[d]imidazole-4-carboxylic acid;
135.	2-methyl-6-(3'-(((2,2,2-trifluoroethyl)amino)methyl)-[1,1'-biphenyl]-4-yl)-1H-benzo[d]imidazole-4-carboxylic acid.2,2,2-trifluoroacetic acid;
136.	2-methyl-6-(3'-(((3,3,3-trifluoropropyl)amino)methyl)-[1,1'-biphenyl]-4-yl)-1H-benzo[d]imidazole-4-carboxylic acid.2,2,2-trifluoroacetic acid;
137.	6-(3'-((1,1-dioxidothiomorpholino)methyl)-2,3,5,6-tetrafluoro-[1,1'-biphenyl]-4-yl)-2-methyl-1H-benzo[d]imidazole-4-carboxylic acid.2,2,2-trifluoroacetic acid;
138.	6-(4-(3,5-dimethyl-1H-pyrazol-1-yl)phenyl)-2-methyl-1H-benzo[d]imidazole-4-carboxylic acid.2,2,2-trifluoroacetic acid;
139.	2-methyl-6-(4-(3-methyl-1H-pyrazol-1-yl)phenyl)-1H-benzo[d]imidazole-4-carboxylic acid.2,2,2-trifluoroacetic acid;
140.	6-(2'-((diisobutylamino)methyl)-[1,1'-biphenyl]-4-yl)-2-methyl-1H-benzo[d]imidazole-4-carboxylic acid;
141.	2-methyl-6-(2'-(((2-(piperidin-1-yl)ethyl)amino)methyl)-[1,1'-biphenyl]-4-yl)-1H-benzo[d]imidazole-4-carboxylic acid;
142.	2-methyl-6-(2'-(((3,3,3-trifluoropropyl)amino)methyl)-[1,1'-biphenyl]-4-yl)-1H-benzo[d]imidazole-4-carboxylic acid;
143.	(E)-6-(3'-((ethoxyimino)methyl)-[1,1'-biphenyl]-4-yl)-2-methyl-1H-benzo[d]imidazole-4-carboxylic acid.2,2,2-trifluoroacetic acid;
144.	6-(4-(4,5-dimethyloxazol-2-yl)phenyl)-2-methyl-1H-benzo[d]imidazole-4-carboxylic acid.2,2,2-trifluoroacetic acid;
145.	6-(2',6'-dimethyl-[1,1'-biphenyl]-4-yl)-2-methyl-1H-benzo[d]imidazole-4-carboxylic acid;
146.	6-(4'-(((3-(dimethylamino)propyl)amino)methyl)-2,3,5,6-tetrafluoro-[1,1'-biphenyl]-4-yl)-2-methyl-1H-benzo[d]imidazole-4-carboxylic acid.2,2,2-trifluoroacetic acid;
147.	2-methyl-6-(2,3,5,6-tetrafluoro-4-(morpholinomethyl)phenyl)-1H-benzo[d]imidazole-4-carboxylic acid.2,2,2-trifluoroacetic acid;
148.	(R)-2-methyl-6-(2,3,5,6-tetrafluoro-3'-((3-fluoropyrrolidin-1-yl)methyl)-[1,1'-biphenyl]-4-yl)-1H-benzo[d]imidazole-4-carboxylic acid.2,2,2-trifluoroacetic acid;
149.	(R)-2-methyl-6-(2,3,5,6-tetrafluoro-3'-((3-hydroxypyrrolidin-1-yl)methyl)-[1,1'-biphenyl]-4-yl)-1H-benzo[d]imidazole-4-carboxylic acid.2,2,2-trifluoroacetic acid;

150.	6-(2'-fluoro-6'-(pyrrolidin-1-ylmethyl)-[1,1'-biphenyl]-4-yl)-2-methyl-1H-benzo[d]imidazole-4-carboxylic acid.2,2,2-trifluoroacetic acid;
151.	6-(3-(2,5-dimethyl-1H-pyrrol-1-yl)phenyl)-2-methyl-1H-benzo[d]imidazole-4-carboxylic acid;
152.	2-methyl-6-(2'-(((3-morpholinopropyl)amino)methyl)-[1,1'-biphenyl]-4-yl)-1H-benzo[d]imidazole-4-carboxylic acid.2,2,2-trifluoroacetic acid;
153.	6-(2'-(((2-(dimethylamino)ethyl)(methyl)amino)methyl)-[1,1'-biphenyl]-4-yl)-2-methyl-1H-benzo[d]imidazole-4-carboxylic acid.2,2,2-trifluoroacetic acid;
154.	6-(2'-((3,3-difluoropiperidin-1-yl)methyl)-2,3,5,6-tetrafluoro-[1,1'-biphenyl]-4-yl)-2-methyl-1H-benzo[d]imidazole-4-carboxylic acid.2,2,2-trifluoroacetic acid;
155.	6-(3'-((cyclohexylamino)methyl)-2,3,5,6-tetrafluoro-[1,1'-biphenyl]-4-yl)-2-methyl-1H-benzo[d]imidazole-4-carboxylic acid.2,2,2-trifluoroacetic acid; and
156.	2-methyl-6-(2'-(((2-(methylsulfonyl)ethyl)amino)methyl)-[1,1'-biphenyl]-4-yl)-1H-benzo[d]imidazole-4-carboxylic acid.2,2,2-trifluoroacetic acid;

or a pharmaceutically acceptable salt or a stereoisomer thereof.

12. A pharmaceutical composition comprising a therapeutically effective amount of compound of formula (I) according to any one of claims 1 to 10, their pharmaceutically acceptable salt, solvate, tautomer, hydrate, stereoisomer and mixture of isomers, or N-oxide thereof, in admixture with at least one pharmaceutically acceptable carrier or excipient or mixtures thereof in all ratios.
13. The pharmaceutical composition of claim 12, for use as a medicament for the treatment and/or prophylaxis of a dihydroorotate dehydrogenase associated disorder.
14. The pharmaceutical composition for use according to claim 13, wherein the dihydroorotate dehydrogenase associated disorder is an autoimmune disorder or condition associated with an overactive immune response.
15. Use of the compound according to any one of claims 1 to 11 for the preparation of a medicament for the treatment and prophylaxis of an immunoregulatory abnormality.
16. Use according to claim 15, wherein the immunoregulatory abnormality is multiple sclerosis or rheumatoid arthritis.
17. Use of the compound according to any one of claims 1 to 11 for the preparation of a medicament for the treatment and prophylaxis of cancer diseases, inflammatory bowel disease or rheumatoid arthritis.

18. The compounds of formula (I) and related formula adapted to act as inhibitors of dihydroorotate dehydrogenase (DHODH or DHOD).

## INTERNATIONAL SEARCH REPORT

International application No

PCT/EP2018/054602

## A. CLASSIFICATION OF SUBJECT MATTER

INV. C07D235/08 C07D401/10 C07D403/10 C07D413/10 C07D417/10  
A61K31/4184

ADD.

According to International Patent Classification (IPC) or to both national classification and IPC

## B. FIELDS SEARCHED

Minimum documentation searched (classification system followed by classification symbols)

C07D A61K

Documentation searched other than minimum documentation to the extent that such documents are included in the fields searched

Electronic data base consulted during the international search (name of data base and, where practicable, search terms used)

EPO-Internal, CHEM ABS Data, WPI Data

## C. DOCUMENTS CONSIDERED TO BE RELEVANT

Category*	Citation of document, with indication, where appropriate, of the relevant passages	Relevant to claim No.
A	WO 2010/115736 A2 (MERCK SERONO SA [CH]; THUNUGUNTLA SIVA SANJEEVA RAO [IN]; SUBRAMANYA H) 14 October 2010 (2010-10-14) claims 1-15	1-18
A	WO 2014/128669 A2 (AURIGENE DISCOVERY TECH LTD [IN]; UM PHARMAUJI SDN BHD [MY]) 28 August 2014 (2014-08-28) claims 1-17; compounds 1-40	1-18



Further documents are listed in the continuation of Box C.



See patent family annex.

## \* Special categories of cited documents :

"A" document defining the general state of the art which is not considered to be of particular relevance

"E" earlier application or patent but published on or after the international filing date

"L" document which may throw doubts on priority claim(s) or which is cited to establish the publication date of another citation or other special reason (as specified)

"O" document referring to an oral disclosure, use, exhibition or other means

"P" document published prior to the international filing date but later than the priority date claimed

"T" later document published after the international filing date or priority date and not in conflict with the application but cited to understand the principle or theory underlying the invention

"X" document of particular relevance; the claimed invention cannot be considered novel or cannot be considered to involve an inventive step when the document is taken alone

"Y" document of particular relevance; the claimed invention cannot be considered to involve an inventive step when the document is combined with one or more other such documents, such combination being obvious to a person skilled in the art

"&amp;" document member of the same patent family

Date of the actual completion of the international search

2 July 2018

Date of mailing of the international search report

10/07/2018

Name and mailing address of the ISA/

European Patent Office, P.B. 5818 Patentlaan 2  
NL - 2280 HV Rijswijk  
Tel. (+31-70) 340-2040,  
Fax: (+31-70) 340-3016

Authorized officer

Rufet, Jacques

# INTERNATIONAL SEARCH REPORT

Information on patent family members

International application No

PCT/EP2018/054602

Patent document cited in search report	Publication date	Patent family member(s)	Publication date
WO 2010115736 A2	14-10-2010	AR 076183 A1	26-05-2011
		AU 2010233917 A1	25-08-2011
		CN 102574786 A	11-07-2012
		CN 104030987 A	10-09-2014
		EP 2414328 A2	08-02-2012
		JP 5680054 B2	04-03-2015
		JP 2012524715 A	18-10-2012
		MY 159575 A	13-01-2017
		NZ 595819 A	22-02-2013
		SG 174125 A1	28-10-2011
		SG 10201401169Q A	29-05-2014
		US 2012028959 A1	02-02-2012
		WO 2010115736 A2	14-10-2010
-----			
WO 2014128669 A2	28-08-2014	EP 3019482 A2	18-05-2016
		US 2016200693 A1	14-07-2016
		WO 2014128669 A2	28-08-2014
-----			