



US00D344089S

United States Patent [19]

[11] Patent Number: Des. 344,089

Wilnechenko et al.

[45] Date of Patent: ** Feb. 8, 1994

[54] DIESEL ENGINE HEATER

D. 310,817 9/1990 Johnson et al. D23/324

[75] Inventors: **Bruce C. Wilnechenko**, Burnaby;
Douglas T. Paul, Vancouver, both of
Canada

Primary Examiner—Wallace R. Burke
Assistant Examiner—Lisa Lichtenstein
Attorney, Agent, or Firm—Norman M. Cameron

[73] Assignee: **Teleflex (Canada) Ltd.**, Richmond,
Canada

[57] **CLAIM**

The ornamental design for a diesel engine heater, as shown and described.

[**] Term: **14 Years**

DESCRIPTION

[21] Appl. No.: **6,119**

FIG. 1 is a top, front isometric view of the diesel engine heater;

[22] Filed: **Feb. 17, 1993**

FIG. 2 is a top plan view thereof;

[52] U.S. Cl. **D15/5**

FIG. 3 is a front elevation view thereof;

[58] Field of Search D9/432, 418; 220/669,
220/674; D23/324; D15/5; D13/122

FIG. 4 is a bottom plan view thereof;

FIG. 5 is a rear elevation view thereof;

FIG. 6 is a view of one side thereof; and,

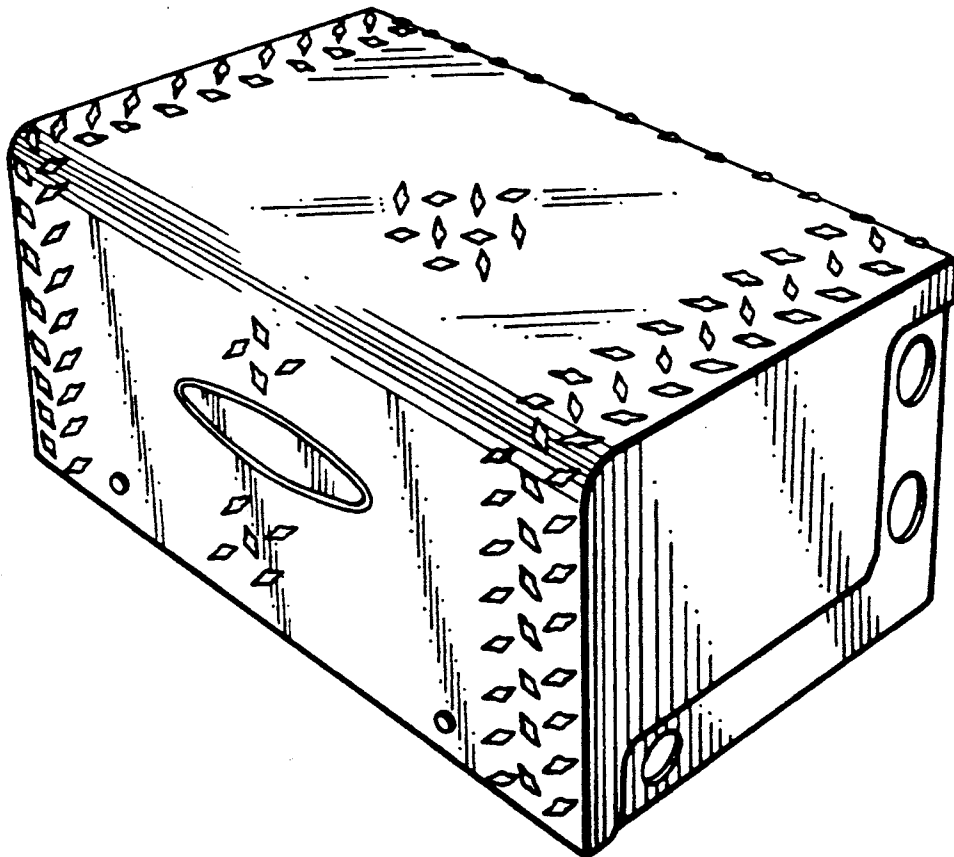
FIG. 7 is a view of the side opposite FIG. 6.

The pattern fragmentarily shown in FIG. 1, is understood to extend throughout the area represented.

[56] **References Cited**

U.S. PATENT DOCUMENTS

D. 75,701 7/1928 Spillman D23/324



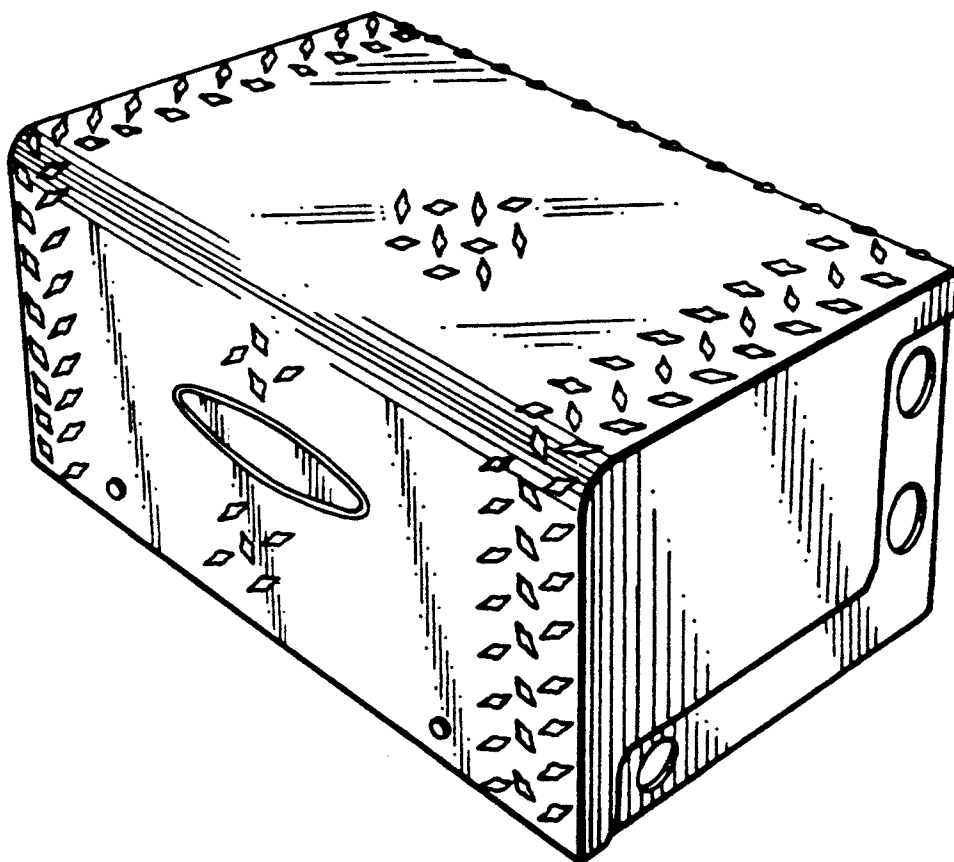


FIG. 1

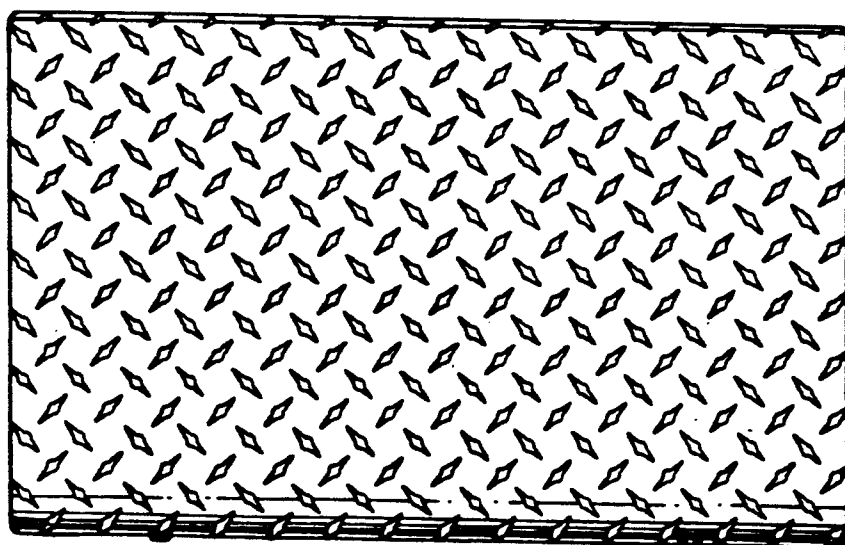


FIG. 2

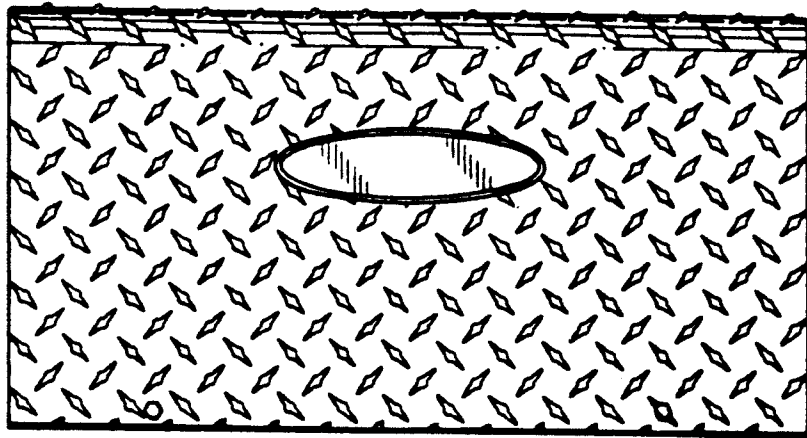


FIG. 3

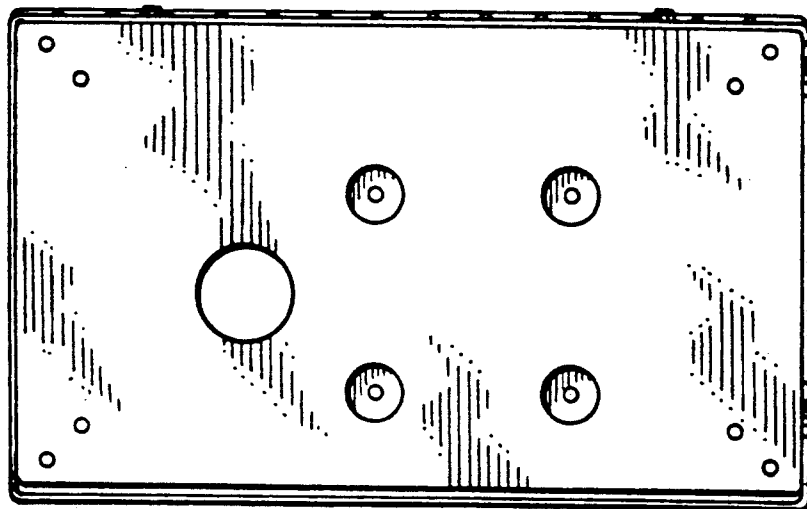


FIG. 4

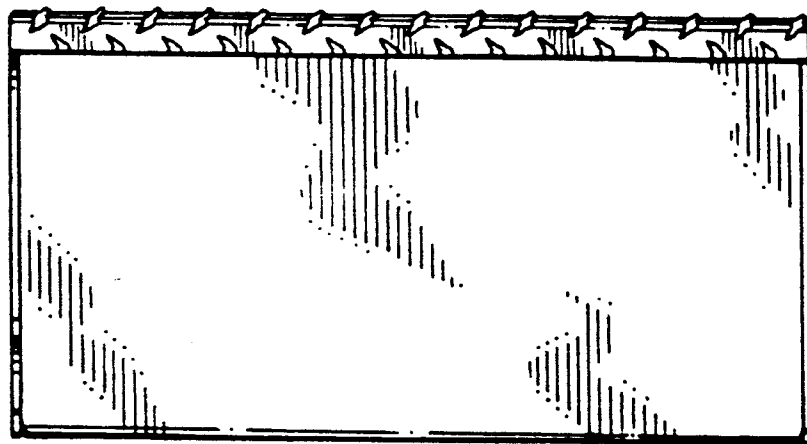


FIG. 5

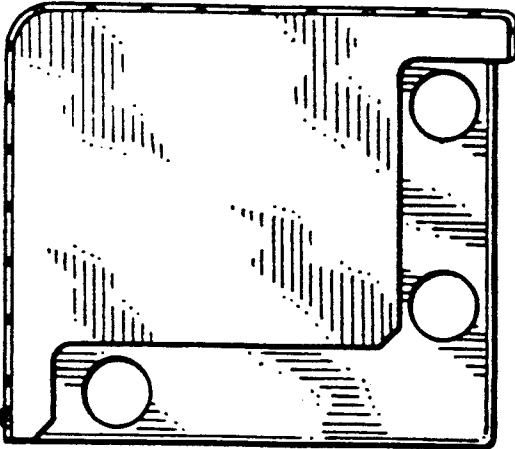


FIG. 6

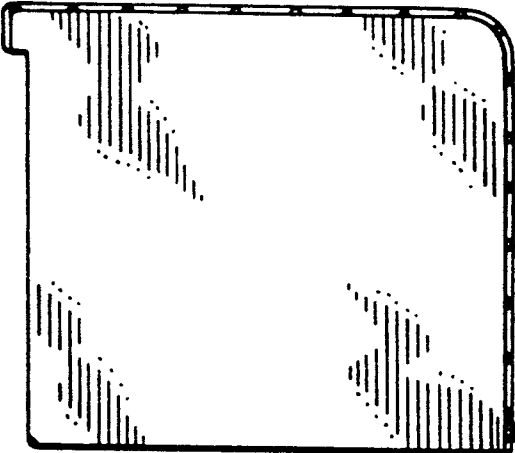


FIG. 7