



US00D445317S

(12) **United States Design Patent** (10) **Patent No.:** **US D445,317 S**
Usbeck (45) **Date of Patent:** **** Jul. 24, 2001**

- (54) **ASPARAGUS PEELING DEVICE**
- (75) Inventor: **Friedrich Wilhelm Usbeck, Marburg (DE)**
- (73) Assignee: **Monopolwerk Usbeck & Sohne Gmbh & Co., Marburg (DE)**
- (**) Term: **14 Years**
- (21) Appl. No.: **29/136,068**
- (22) Filed: **Jan. 25, 2001**

Related U.S. Application Data

- (62) Division of application No. 29/126,816, filed on Jul. 26, 2000.
- (51) **LOC (7) Cl.** **07-04**
- (52) **U.S. Cl.** **D7/695**
- (58) **Field of Search** D7/693, 695, 686, D7/687; 30/123.5, 123.7, 113.3, 279.4, 279.6, 280; 294/118, 119, 99.1, 99.2

(56) **References Cited**

U.S. PATENT DOCUMENTS

- D. 247,870 5/1978 Herrmeyer et al. .
- D. 299,996 2/1989 Tucker et al. .
- 2,232,941 2/1941 Fender .
- 2,876,487 3/1959 Pasquale .

Primary Examiner—Terry A. Wallace
(74) *Attorney, Agent, or Firm*—Clark & Brody

(57) **CLAIM**

The ornamental design for an asparagus peeling device, as shown and described.

DESCRIPTION

FIG. 1 is a perspective view of a first embodiment of an asparagus peeling device, showing my new design; FIG. 2 is a bottom view thereof; FIG. 3 is a top view thereof; FIG. 4 is a left side elevational view thereof; FIG. 5 is a front view thereof; FIG. 6 is a right side elevational view thereof; and FIG. 7 is a rear view thereof; FIG. 8 is a perspective view of a second embodiment showing my new design; FIG. 9 is a bottom view thereof; FIG. 10 is a top view thereof; FIG. 11 is a left side elevational view thereof; FIG. 12 is a front view thereof; FIG. 13 is a right side elevational view thereof; and FIG. 14 is a rear view thereof; FIG. 15 is a perspective view of a third embodiment showing my new design; FIG. 16 is a bottom view thereof; FIG. 17 is a top view thereof; FIG. 18 is a left side elevational view thereof; FIG. 19 is a front view thereof; FIG. 20 is a right side elevational view thereof; and, FIG. 21 is a rear view thereof.

1 Claim, 3 Drawing Sheets

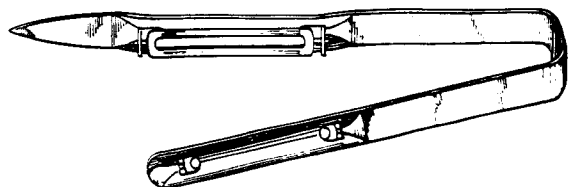
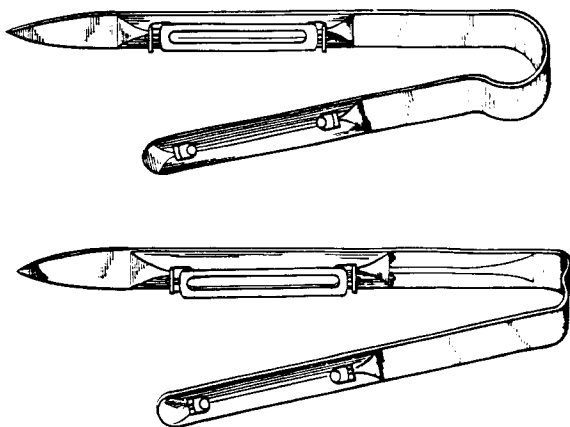


Fig. 1

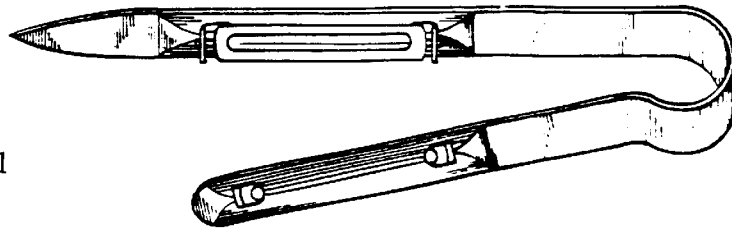


Fig. 2



Fig. 3




Fig. 4

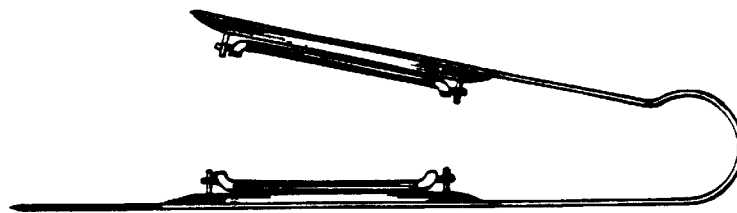



Fig. 5



Fig. 7



Fig. 6



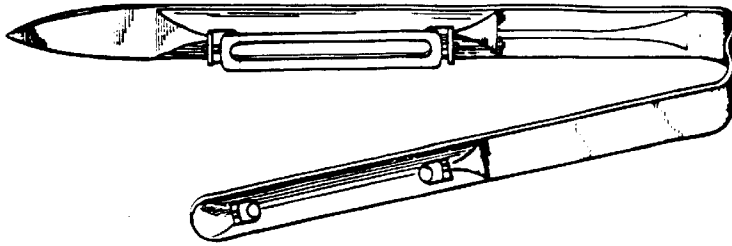


Fig. 8



Fig. 9



Fig. 10




Fig. 11



Fig. 12



Fig. 14

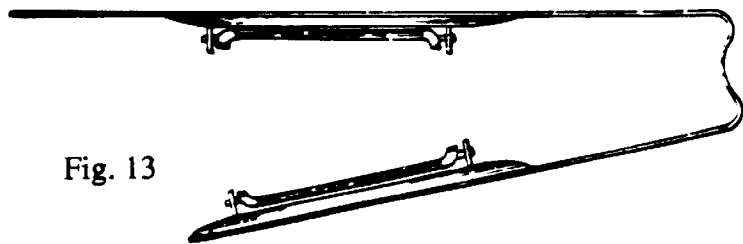


Fig. 13

Fig. 15

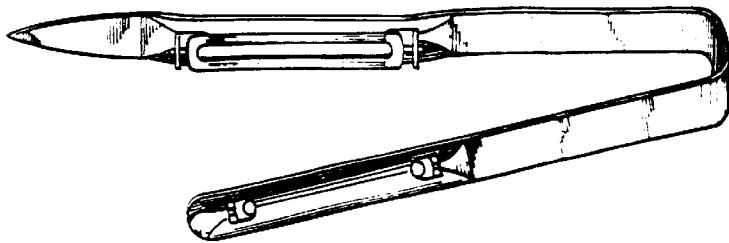


Fig. 16



Fig. 17



Fig. 18




Fig. 19



Fig. 21



Fig. 20

