



(12) **United States Design Patent**
Rahardjo

(10) **Patent No.:** **US D855,978 S**
(45) **Date of Patent:** **** Aug. 13, 2019**

- (54) **HANDBAG**
- (71) Applicant: **Sri Rahardjo**, Singapore (SG)
- (72) Inventor: **Sri Rahardjo**, Singapore (SG)
- (**) Term: **15 Years**
- (21) Appl. No.: **29/640,045**
- (22) Filed: **Mar. 12, 2018**
- (51) **LOC (12) Cl.** **03-01**
- (52) **U.S. Cl.**
USPC **D3/243**
- (58) **Field of Classification Search**
USPC D3/232–233, 240–243, 245–246
CPC A45C 1/024; A45C 3/06
See application file for complete search history.

(56) **References Cited**

U.S. PATENT DOCUMENTS

| | | | | |
|--------------|---------|-----------------|-------|--------|
| D422,405 S * | 4/2000 | du Sartel | | D3/232 |
| D498,360 S * | 11/2004 | de Baschmakoff | | D3/243 |
| D524,045 S * | 7/2006 | Handley | | D3/243 |
| D661,894 S * | 6/2012 | Sassi | | D3/245 |
| D767,270 S * | 9/2016 | Maier | | D3/243 |
| D767,884 S * | 10/2016 | Venturini Fendi | | D3/243 |
| D792,093 S * | 7/2017 | Venturini Fendi | | D3/243 |
| D794,326 S * | 8/2017 | Nair | | D3/243 |
| D803,555 S * | 11/2017 | Maier | | D3/243 |
| D813,533 S * | 3/2018 | de Haan | | D3/243 |
| D816,330 S * | 5/2018 | Nair | | D3/243 |
| D831,346 S * | 10/2018 | Nair | | D3/243 |
| D833,739 S * | 11/2018 | Sassi | | D3/243 |

* cited by examiner

Primary Examiner — Holly H Baynham
(74) *Attorney, Agent, or Firm* — Ziegler IP Law Group, LLC

(57) **CLAIM**

The ornamental design for a handbag, as shown and described.

DESCRIPTION

FIG. 1 is a perspective view of a first embodiment of a handbag showing the new design; FIG. 2 is a front view thereof; FIG. 3 is a back view thereof; FIG. 4 is a top view thereof; FIG. 5 is a bottom view thereof; FIG. 6 is a side view thereof; FIG. 7 is another side view thereof, shown from the side opposite that shown in FIG. 6; FIG. 8 is a perspective view of a second embodiment of the handbag showing the new design; FIG. 9 is a front view thereof; FIG. 10 is a back view thereof; FIG. 11 is a top view thereof; FIG. 12 is a bottom view thereof; FIG. 13 is a side view thereof; and, FIG. 14 is another side view thereof, shown from the side opposite that shown in FIG. 13. The broken lines showing stitching are for the purposes of illustrating environment and forms no part of the claimed design.

1 Claim, 10 Drawing Sheets







FIG. 1

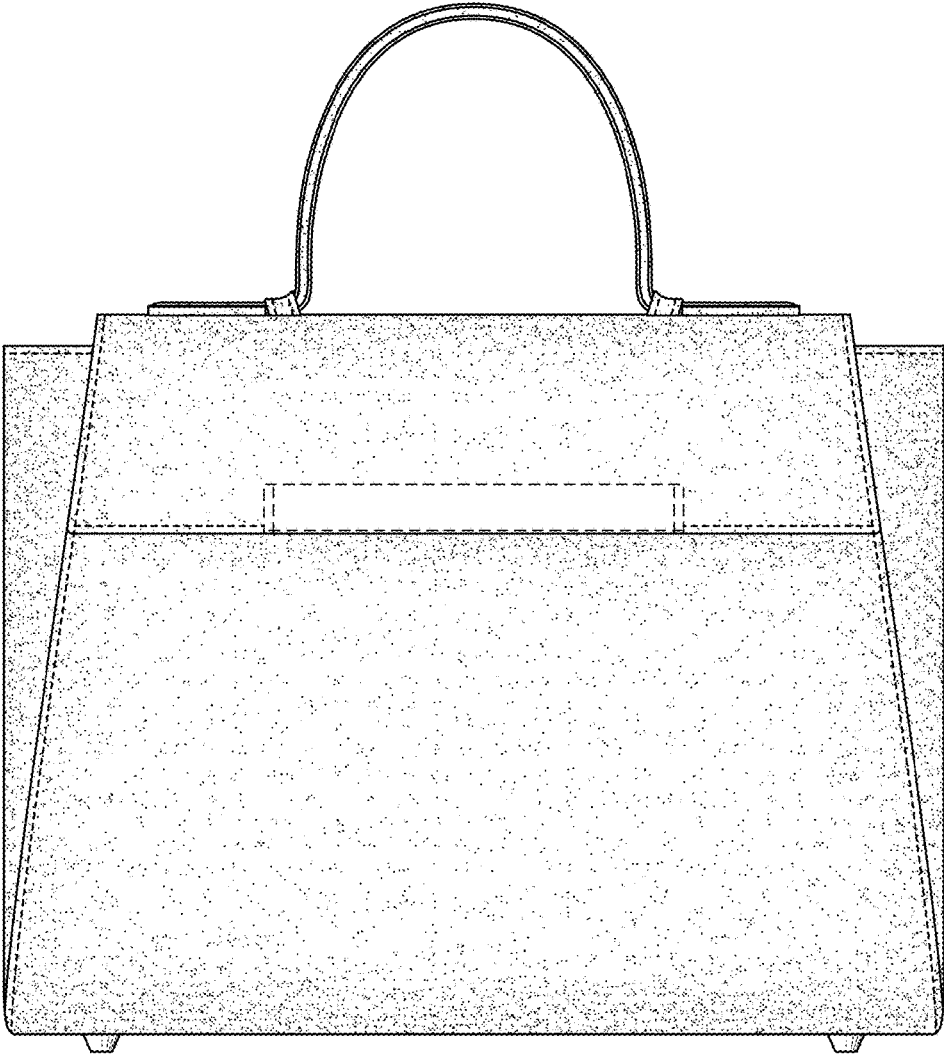


FIG. 2

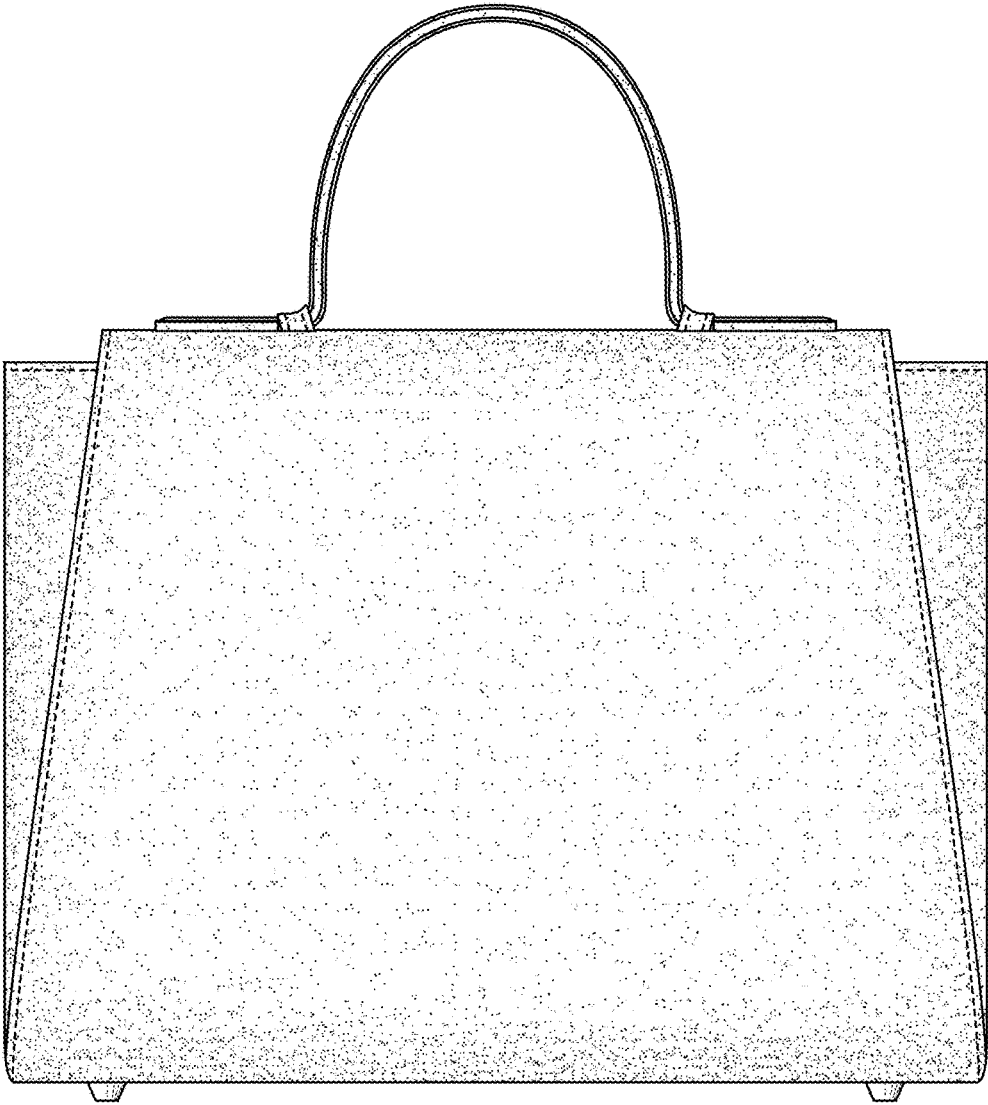


FIG. 3

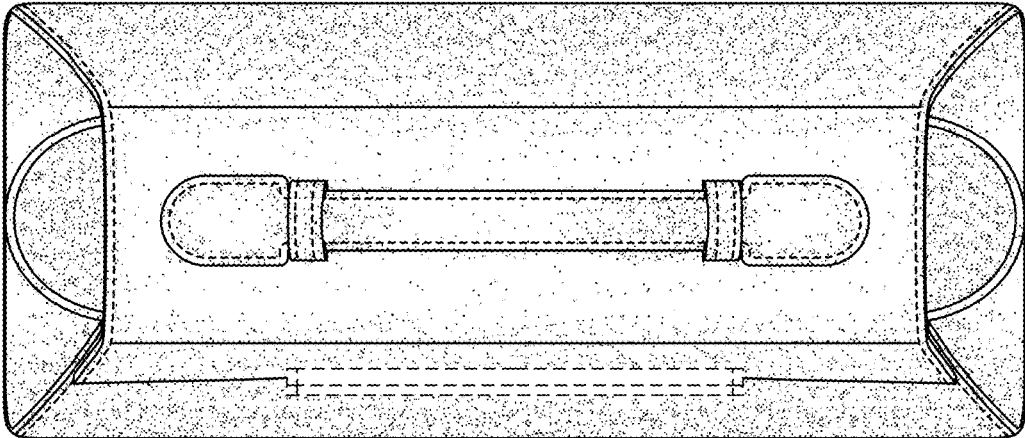


FIG. 4

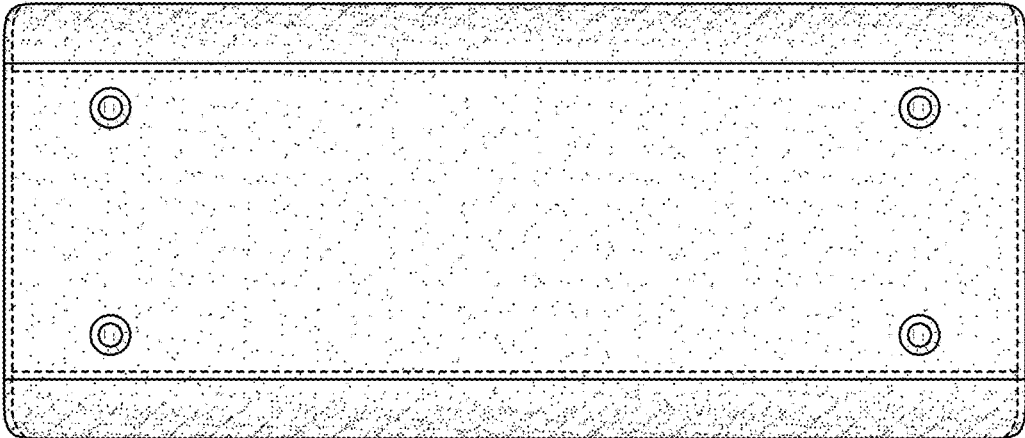


FIG. 5

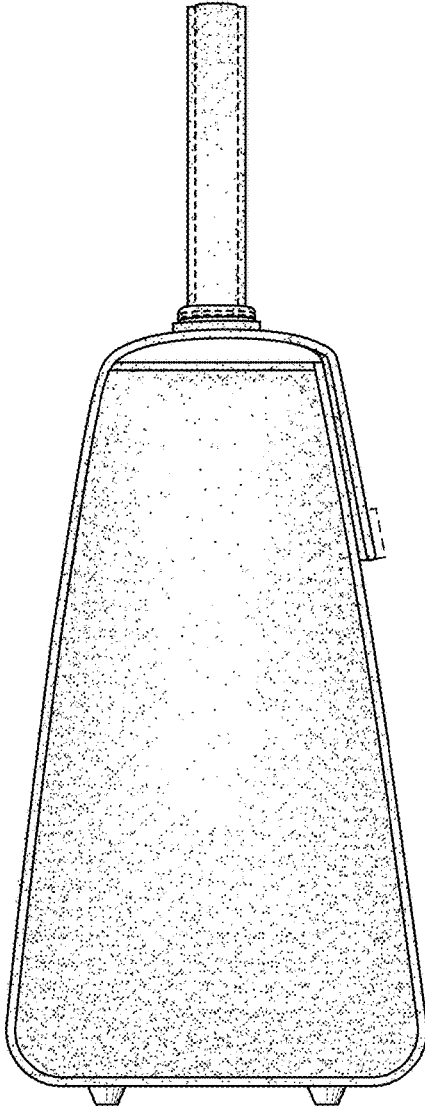


FIG. 6

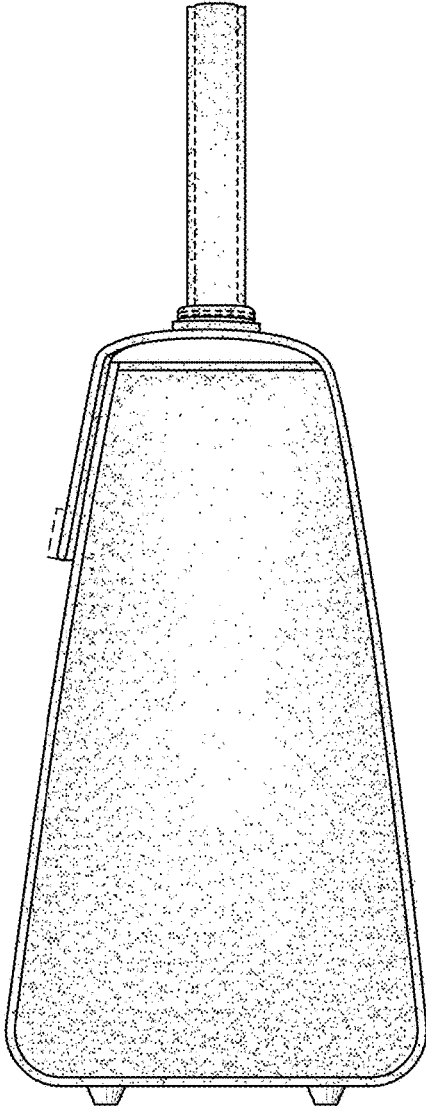


FIG. 7




FIG. 8

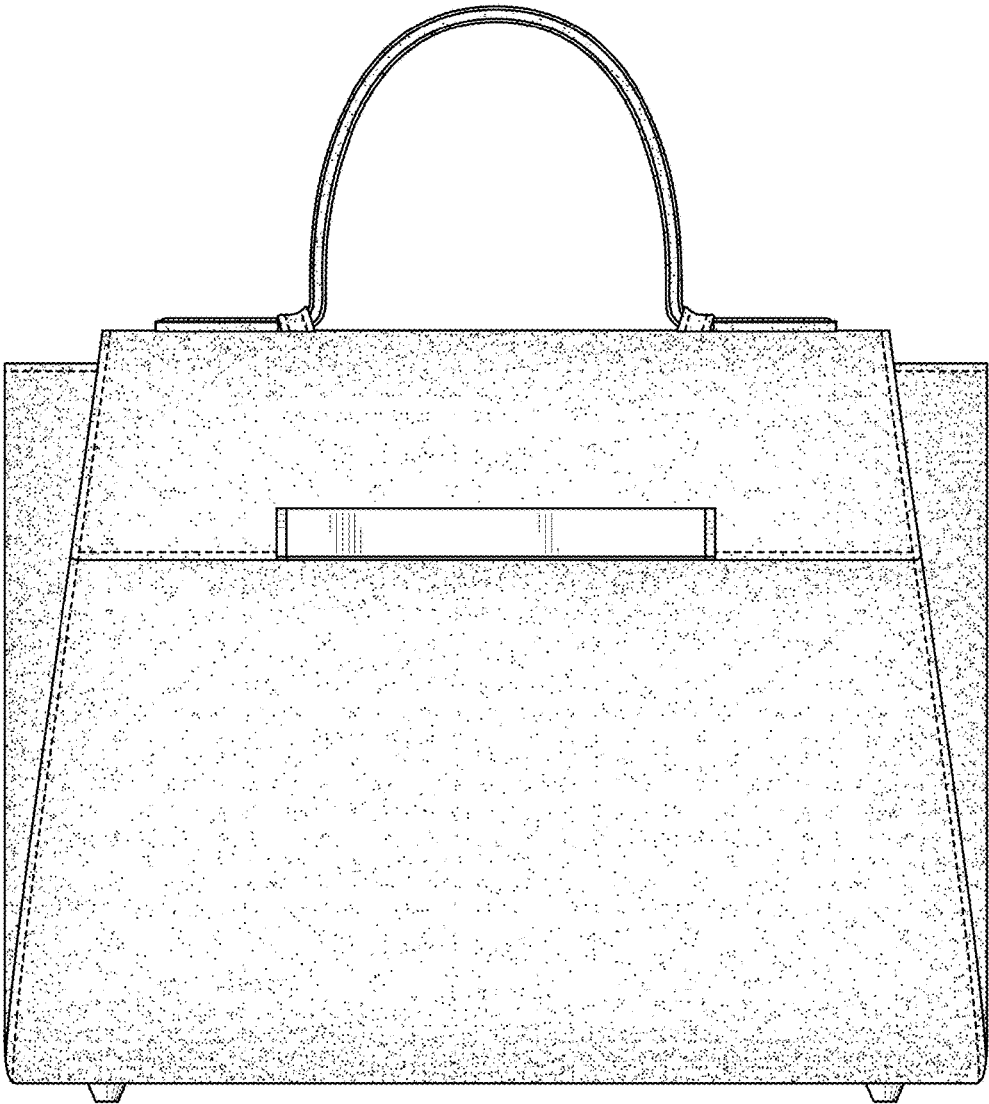


FIG. 9




FIG. 10

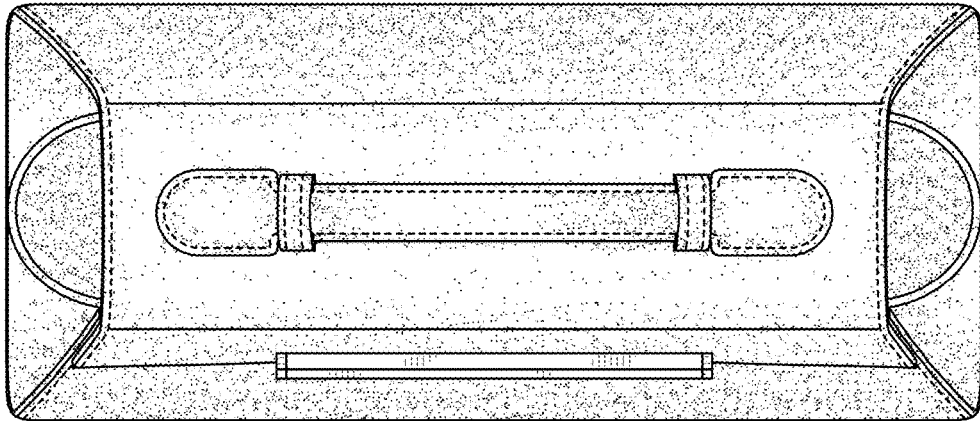


FIG. 11




FIG. 12

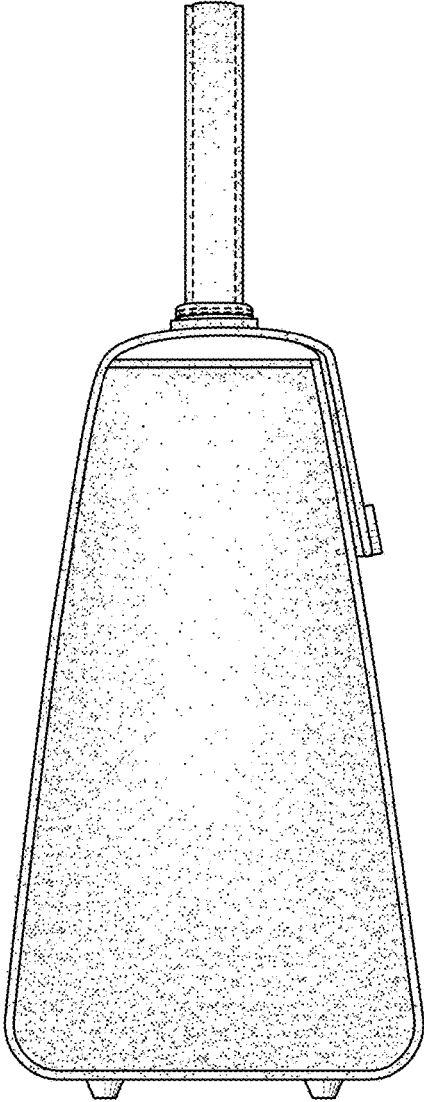


FIG. 13

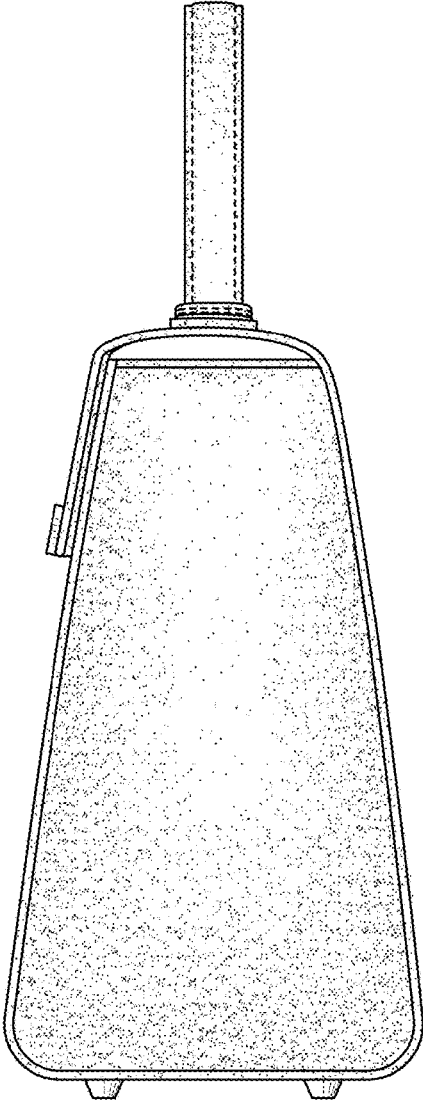


FIG. 14