



US00D651069S

(12) **United States Design Patent**
Peart

(10) **Patent No.:** **US D651,069 S**

(45) **Date of Patent:** **** Dec. 27, 2011**

(54) **HANGING DEVICE FOR USE WITH WIRE**

(75) Inventor: **Christopher Robert Claude Peart**,
Birmingham (GB)

(73) Assignee: **Gripple Limited** (GB)

(**) Term: **14 Years**

(21) Appl. No.: **29/361,663**

(22) Filed: **May 13, 2010**

(51) **LOC (9) Cl.** **08-05**

(52) **U.S. Cl.** **D8/373**

(58) **Field of Classification Search** D8/373;
248/496-498

See application file for complete search history.

(56) **References Cited**

U.S. PATENT DOCUMENTS

3,964,712	A	*	6/1976	Staudte, Jr.	248/220.22
D283,485	S	*	4/1986	Rader et al.	D8/354
D603,248	S	*	11/2009	Bar-Erez	D8/373

* cited by examiner

Primary Examiner — Holly H Baynham

(74) *Attorney, Agent, or Firm* — Clark Hill PLC

(57) **CLAIM**

The ornamental design for a hanging device for use with wire, as shown and described.

DESCRIPTION

FIG. 1 is a perspective view of the hanging device for use with wire;

FIG. 2 is a view of the front of the hanging device for use with wire;

FIG. 3 is a view of the rear of the hanging device for use with wire;

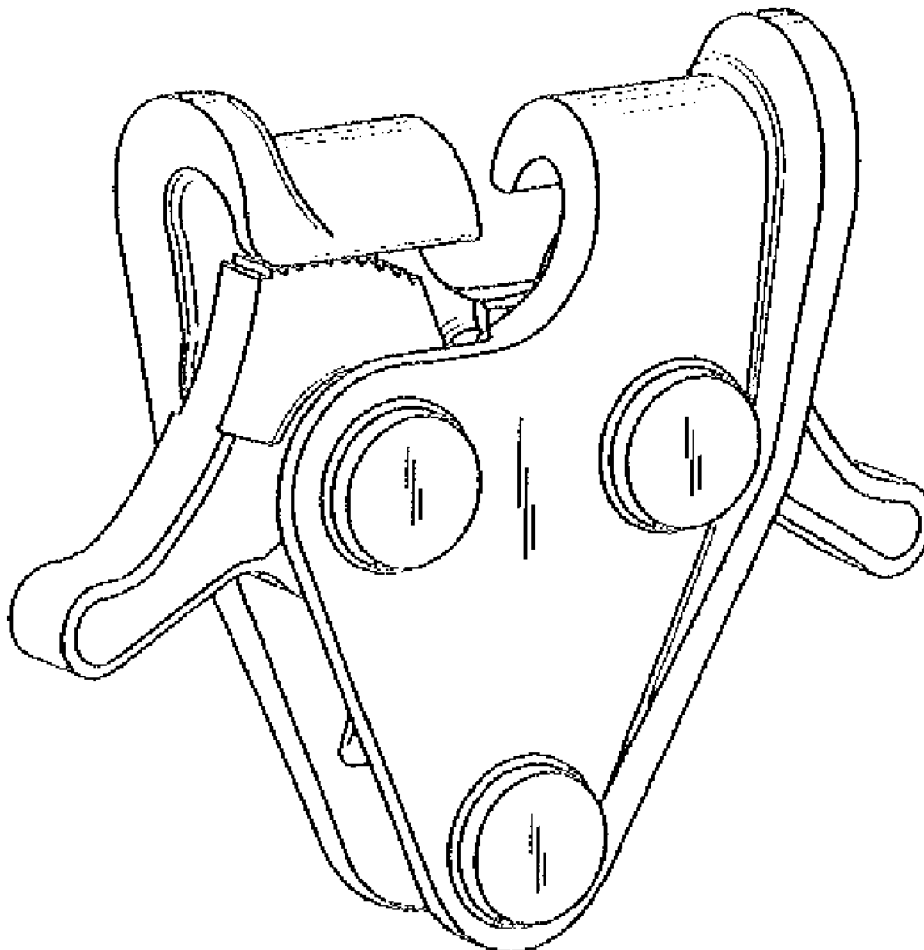
FIG. 4 is a view of the left side of the hanging device for use with wire;

FIG. 5 is a view of the right side of the hanging device for use with wire;

FIG. 6 is a top view of the hanging device for use with wire; and,

FIG. 7 is a bottom view of the hanging device for use with wire.

1 Claim, 3 Drawing Sheets



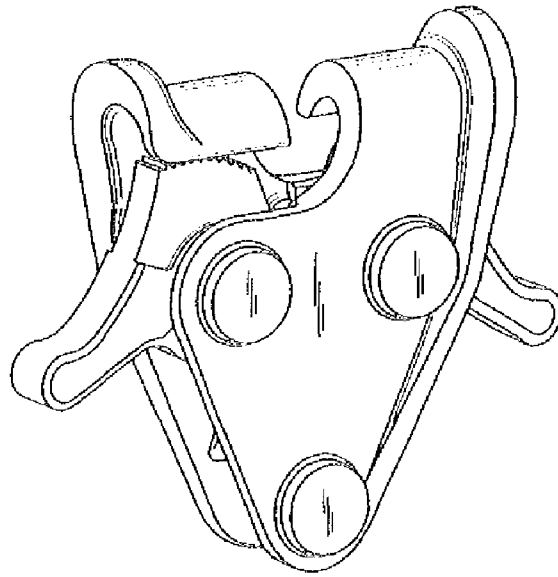


Figure 1

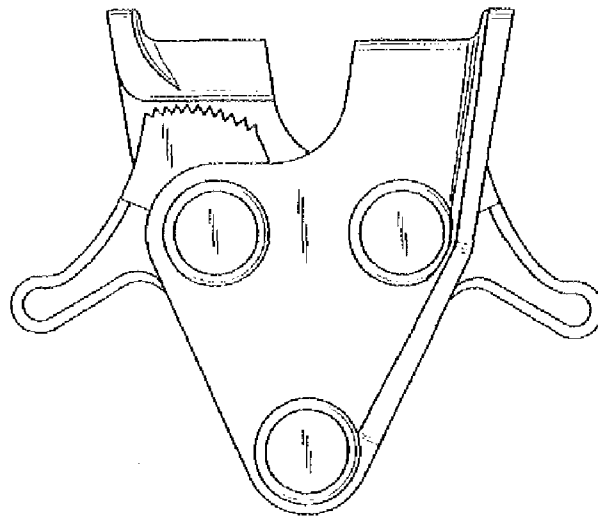


Figure 2

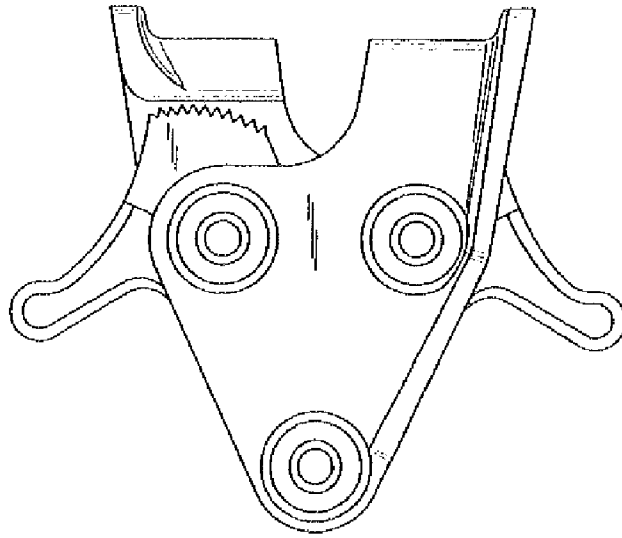


Figure 3

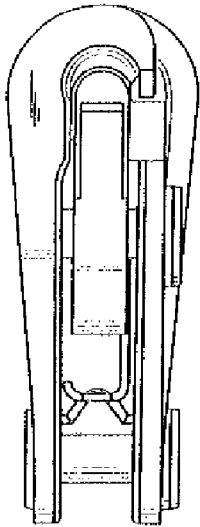


Figure 4

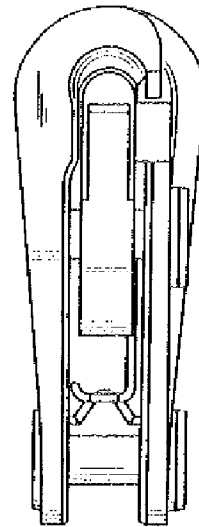


Figure 5

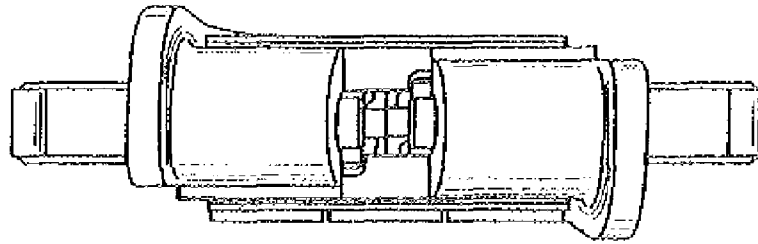


Figure 6

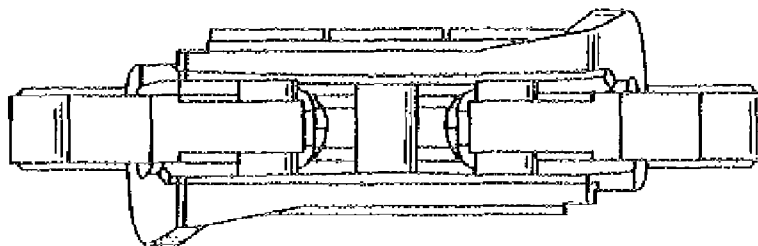


Figure 7