

(No Model.)

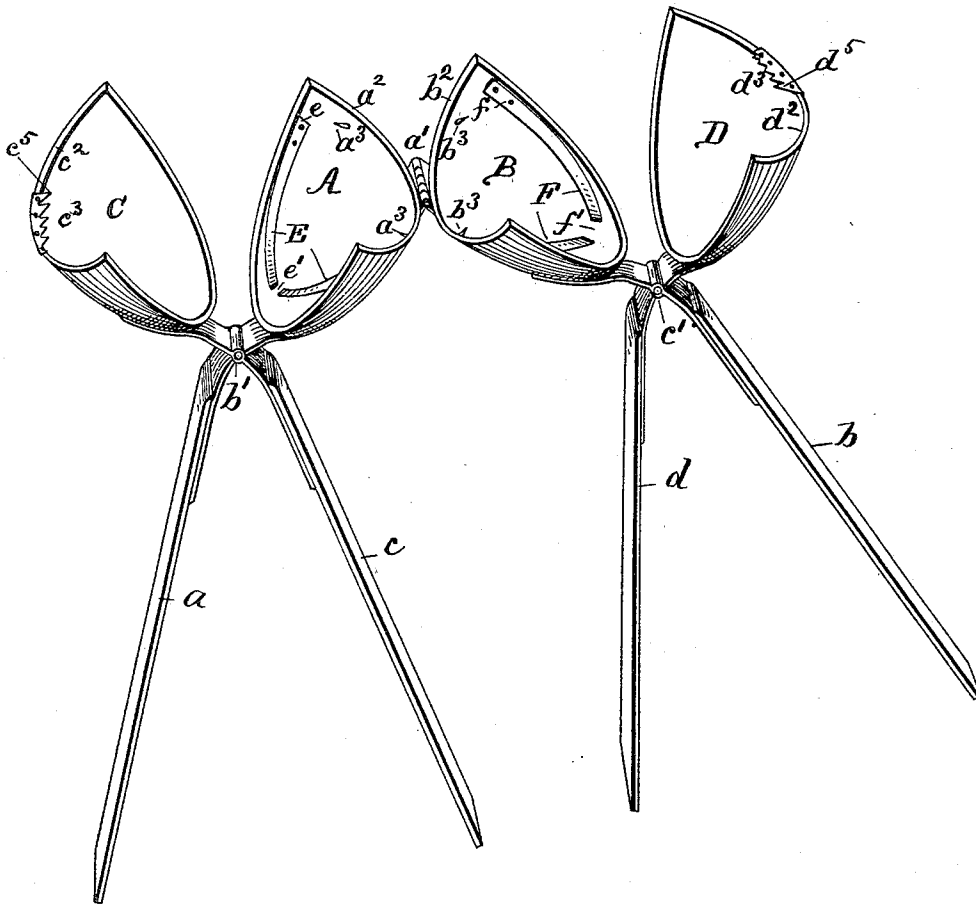
2 Sheets—Sheet 1.

G. W. KING.  
DEVICE FOR OPENING HOT BOILED EGGS.

No. 426,281.

Patented Apr. 22, 1890.

Fig. 1.



Witnesses  
Thos. Houghton.  
C. F. Dudley

Inventor  
George W. King.  
By his Attorney  
M. Singleton

(No Model.)

2 Sheets—Sheet 2.

G. W. KING.  
DEVICE FOR OPENING HOT BOILED EGGS.

No. 426,281.

Patented Apr. 22, 1890.

Fig. 2.

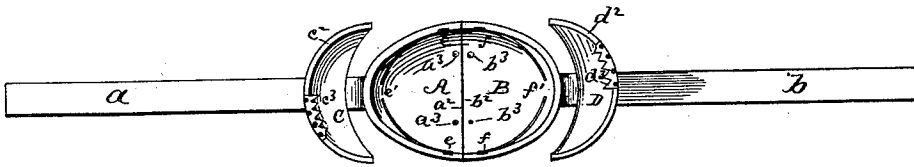


Fig. 3.

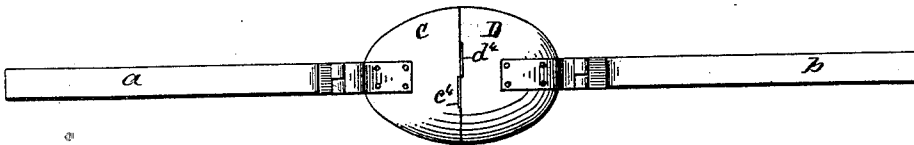
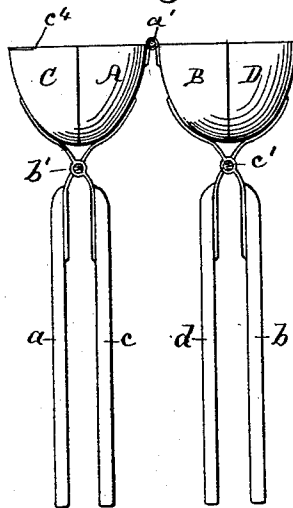


Fig. 4.



Witnesses  
Thos. Houghton.  
C. F. Padeley.

Inventor  
George W. King.  
By his Attorney  
W. H. Angleton.

# UNITED STATES PATENT OFFICE.

GEORGE W. KING, OF PROVIDENCE, RHODE ISLAND, ASSIGNOR OF ONE-HALF TO SARAH A. KING, OF BALTIMORE, MARYLAND.

## DEVICE FOR OPENING HOT BOILED EGGS.

SPECIFICATION forming part of Letters Patent No. 426,281, dated April 22, 1890.

Application filed October 2, 1889. Serial No. 325,762. (No model.)

To all whom it may concern:

Be it known that I, GEORGE W. KING, a citizen of the United States, residing at Providence, in the county of Providence and State of Rhode Island, have invented certain new and useful Improvements in a Device for Opening Hot Boiled Eggs; and I do declare the following to be a full, clear, and exact description of the invention, such as will enable others skilled in the art to which it appertains to make and use the same, reference being had to the accompanying drawings, and to the letters of reference marked thereon, which form a part of this specification.

Figure 1 is a perspective view of the device fully opened. Fig. 2 is a plan view of the device opened. Fig. 3 is a top view of the device closed. Fig. 4 is a side view of the device half opened.

This invention relates to a device for opening hot boiled eggs.

The invention consists in the construction hereinafter pointed out.

In the annexed drawings, the letters A, B, C, and D represent the quarters of a holder substantially ellipsoidal in cross-section on its major axis. The quarters A and B are hinged together at  $a'$ , and each quarter is provided with a handle  $a$ ,  $b$ ,  $c$ , and  $d$ , the handles being hinged together in pairs, as at  $b' c'$ . Within the quarters A and B are the spring-strips E and F. These are strips of metal secured at one end  $e$  and  $f$  near the tops and edges of the quarters, and coming backward have their free ends  $e' f'$  nearly touching. At the edges  $a^2 b^2$  of the quarters A and B are located several points  $a^3 b^3$ . To the edges  $c^2 d^2$  of the quarters C and D are secured the teeth  $c^3 d^3$ , which may be a plate having teeth thereon. These quarters may have slight enlargements at the points where the teeth are placed, so as to give more strength to the fastening. The two sets of teeth  $c^3 d^3$  are arranged so as to be on opposite sides of the major axis of the device, as shown, and the edges preferably have recesses  $c^4 d^4$ , into

which the teeth fit. It is also preferable to have the innermost tooth  $c^5 d^5$  larger than the others. The holder may be made of any suitable material, thin metal being preferable as lighter and neater.

To use this device, it is first opened, as in Fig. 1. An egg is placed in one quarter A or B, and the other is brought up into the position shown in Fig. 2, the springs E and F adjusting themselves to the size and shape of the egg. The quarters C and D are then brought over, as in Fig. 3. By this movement the teeth  $c^3 d^3$  are forced down into the egg, and as the egg is held firmly in the holder a fracture is only made around the middle of the egg in the line of the teeth and between the points. The holder is then separated, as in Fig. 4, one-half of the egg resting in each half of the holder. The contents of the egg-shell may then be removed.

The springs adjust the device for different sizes of eggs, and when the eggs are large tend to force the halves out after the egg is broken and the device opened.

Having described my invention, what I claim is—

1. An egg-opener consisting of a holder composed of four quarters arranged in pairs, the quarters of each pair being hinged together, and the pairs hinged together at the meeting edges of two quarters of opposite pairs, substantially as described.

2. An egg-opener consisting of four quarters arranged in pairs, the quarters of each pair being hinged together, and the pairs hinged together at the meeting edges of two quarters of opposite pairs and provided with handles hinged together in pairs and two of the quarters having springs, all constructed substantially as described.

In testimony whereof I affix my signature in presence of two witnesses.

GEO. W. KING.

Witnesses:

FRANK A. WILLIAMSON,  
GUSTAVUS A. WILLIAMSON.