



US00D646385S

(12) **United States Design Patent**  
**Gauthier et al.**

(10) **Patent No.:** **US D646,385 S**

(45) **Date of Patent:** **\*\* Oct. 4, 2011**

(54) **HANDLE**

(75) Inventors: **Michael T. Gauthier**, Grafton, WI (US);  
**Robert F. Miller**, Grafton, WI (US);  
**Robert Bast**, Sheboygan Falls, WI (US);  
**Austin R. S. Braganza**, Milwaukee, WI (US)

(73) Assignee: **Gauthier Biomedical, Inc.**, Grafton, WI (US)

(\*\*) Term: **14 Years**

(21) Appl. No.: **29/376,220**

(22) Filed: **Oct. 4, 2010**

(51) **LOC (9) Cl.** ..... **24-02**

(52) **U.S. Cl.** ..... **D24/133; D8/83; D24/145**

(58) **Field of Classification Search** ..... D24/145,  
D24/133, 140, 146-147; D15/17-18; D8/83,  
D8/94, 107, 300, 301, 303, 307, DIG. 1,  
D8/DIG. 7, 21; 16/110.1, 422, 426, 430;  
81/60, 177.1, 177.3, 489, 177.5, 474, 436;  
606/86 R, 86 A, 86 B, 104, 167

See application file for complete search history.

(56) **References Cited**

U.S. PATENT DOCUMENTS

D282,713 S *	2/1986	Flory et al. ....	D8/107
D339,279 S *	9/1993	Baum .....	D8/83
D392,535 S *	3/1998	Vasudeva et al. ....	D8/83
D448,633 S *	10/2001	Langlois .....	D8/107
D530,588 S *	10/2006	Wang .....	D8/107
D557,584 S *	12/2007	Gao .....	D8/107
7,650,821 B2 *	1/2010	Gauthier et al. ....	81/476
D613,144 S *	4/2010	Lin .....	D8/83
2010/0179560 A1 *	7/2010	Chenau .....	606/104

\* cited by examiner

*Primary Examiner* — Ian Simmons

*Assistant Examiner* — Wan Laymon

(74) *Attorney, Agent, or Firm* — Boyle Fredrickson, S.C.

(57) **CLAIM**

The ornamental design for a handle, as shown and described.

**DESCRIPTION**

FIG. 1 is an isometric view of a handle showing our new design;

FIG. 2 is an enlarged front elevation view thereof;

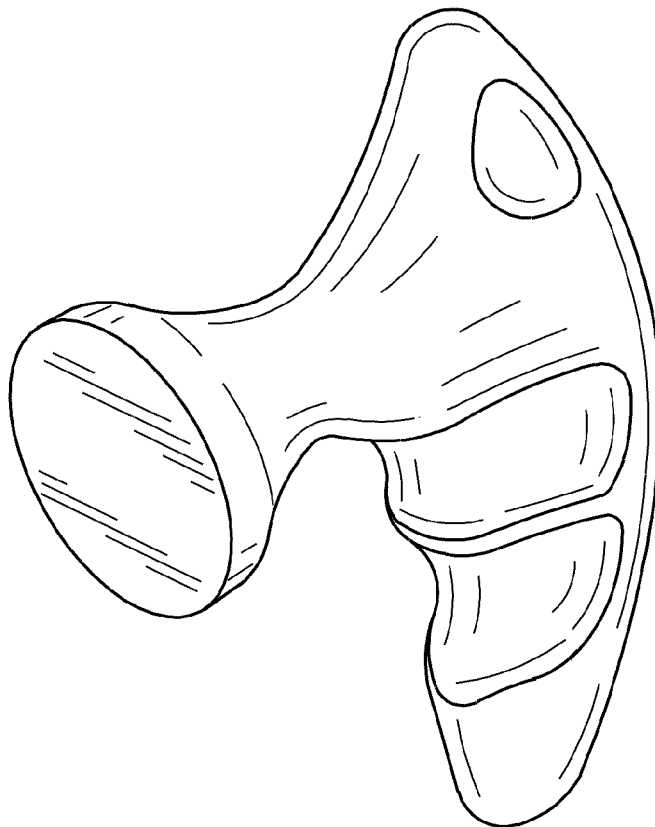
FIG. 3 is an enlarged rear elevation view thereof;

FIG. 4 is an enlarged top plan view thereof;

FIG. 5 is a bottom plan view thereof; and,

FIG. 6 is a right side elevation view thereof, the left side view being a mirror image thereof.

**1 Claim, 6 Drawing Sheets**



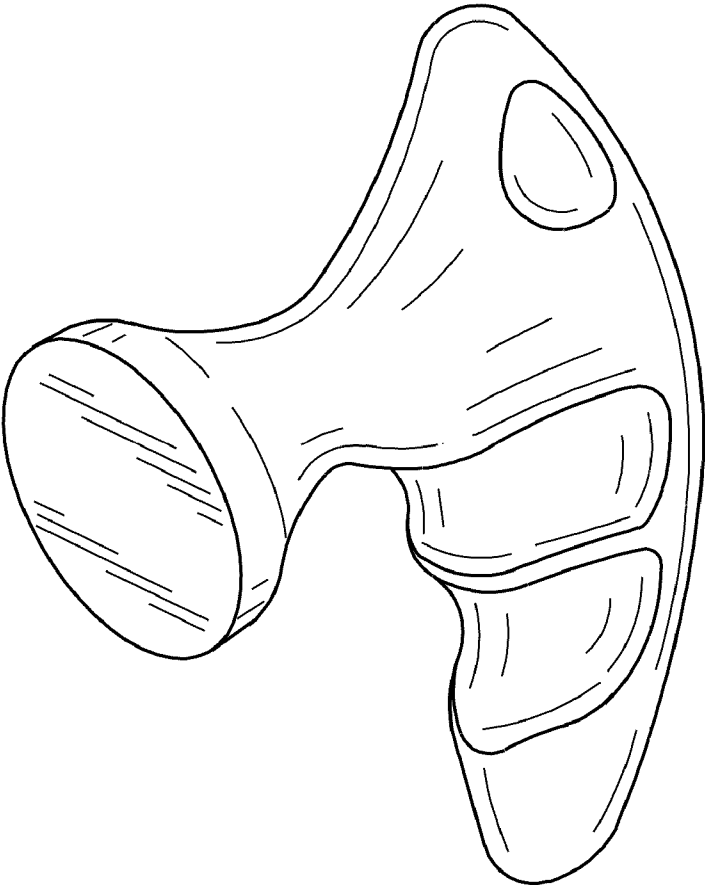


FIG. 1

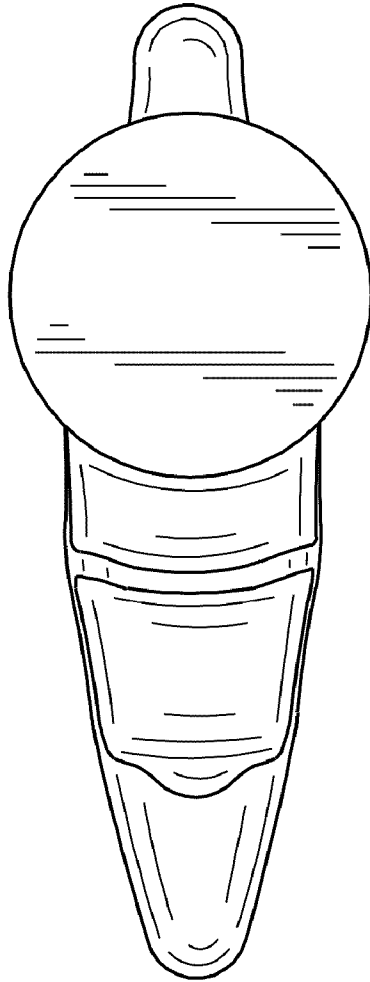


FIG. 2

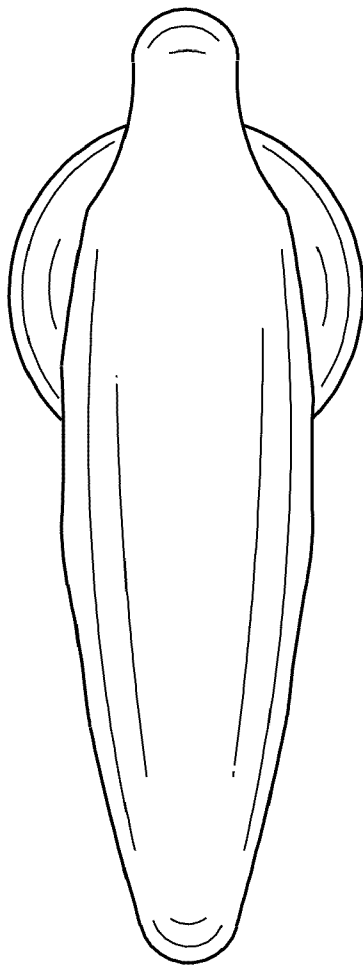


FIG. 3

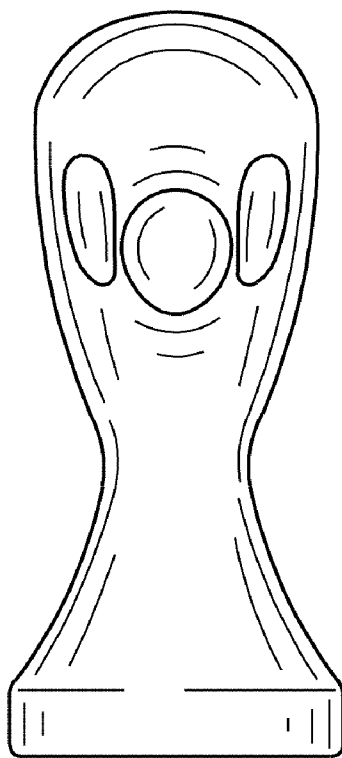


FIG. 4

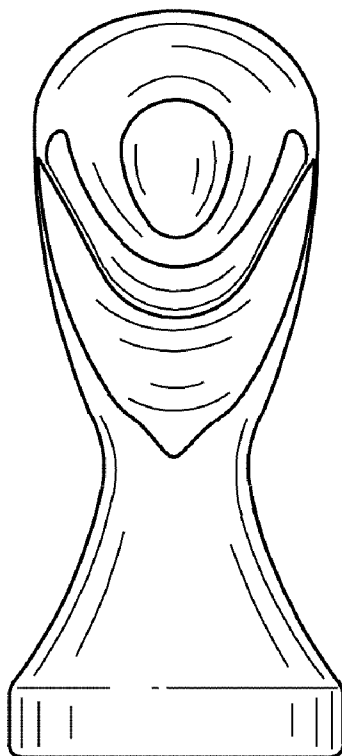


FIG. 5

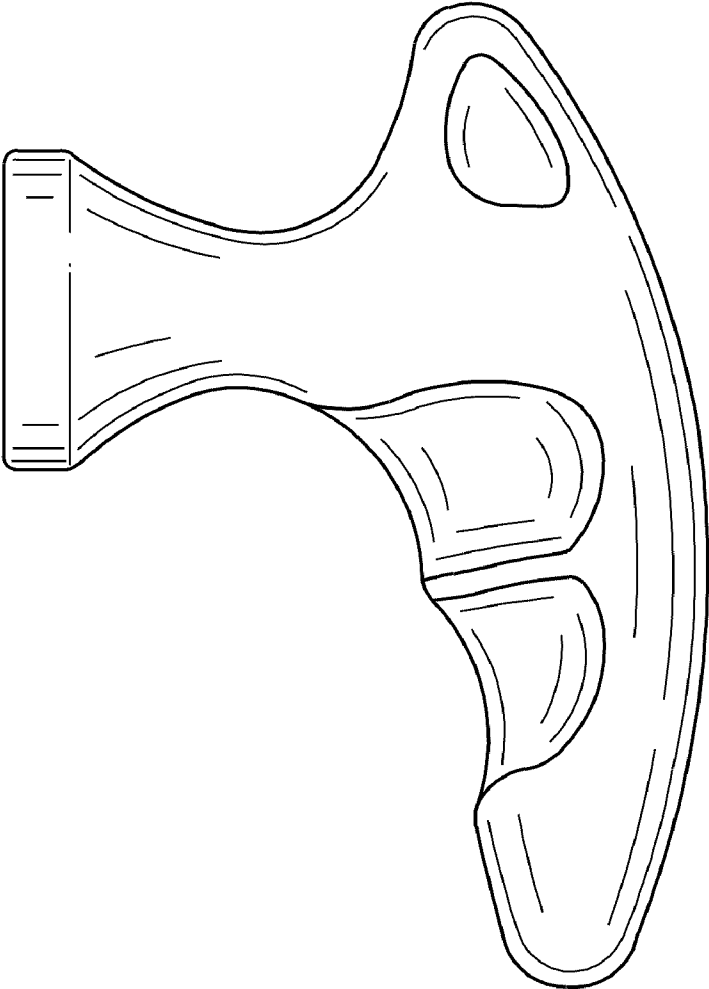


FIG. 6