



(86) Date de dépôt PCT/PCT Filing Date: 2003/09/17
(87) Date publication PCT/PCT Publication Date: 2004/04/01
(45) Date de délivrance/Issue Date: 2011/08/16
(85) Entrée phase nationale/National Entry: 2005/03/17
(86) N° demande PCT/PCT Application No.: US 2003/029841
(87) N° publication PCT/PCT Publication No.: 2004/026872
(30) Priorité/Priority: 2002/09/19 (US60/412,138)

(51) Cl.Int./Int.Cl. *C07D 471/04* (2006.01),
A61K 31/437 (2006.01), *A61P 35/00* (2006.01)

(72) Inventeurs/Inventors:
DWYER, MICHAEL P., US;
GUZI, TIMOTHY J., US;
PARUCH, KAMIL, US;
DOLL, RONALD J., US;
KEERTIKAR, KARTIK M., US;
GIRIJAVALLABHAN, VIYYOOR M., US

(73) Propriétaire/Owner:
SCHERING CORPORATION, US

(74) Agent: NORTON ROSE OR S.E.N.C.R.L., S.R.L./LLP

(54) Titre : PYRAZOLOPYRIDINES UTILISEES COMME INHIBITEURS DE LA KINASE DEPENDANTE DES CYCLINES
(54) Title: PYRAZOLOPYRIDINES AS CYCLIN DEPENDENT KINASE INHIBITORS

(57) **Abrégé/Abstract:**

In its many embodiments, the present invention provides a novel class of pyrazolo[1,5-a]pyridine compounds as inhibitors of cyclin dependent kinases, methods of preparing such compounds, pharmaceutical compositions containing one or more such compounds, methods of preparing pharmaceutical formulations comprising one or more such compounds, and methods of treatment, prevention, inhibition, or amelioration of one or more diseases associated with the CDKs using such compounds or pharmaceutical compositions.



(12) INTERNATIONAL APPLICATION PUBLISHED UNDER THE PATENT COOPERATION TREATY (PCT)

(19) World Intellectual Property
Organization
International Bureau



(43) International Publication Date
1 April 2004 (01.04.2004)

PCT

(10) International Publication Number
WO 2004/026872 A1

(51) International Patent Classification⁷: **C07D 471/04**,
A61K 31/437, A61P 35/00

(21) International Application Number:
PCT/US2003/029841

(22) International Filing Date:
17 September 2003 (17.09.2003)

(25) Filing Language: English

(26) Publication Language: English

(30) Priority Data:
60/412,138 19 September 2002 (19.09.2002) US

(71) Applicant: **SCHERING CORPORATION** [US/US];
2000 Galloping Hill Road, Kenilworth, NJ 07033-0530
(US).

(72) Inventors: **DWYER, Michael, P.**; 235 Katherine Street,
Scotch Plains, NJ 07076 (US). **GUZI, Timothy, J.**; 48 Red
Road, Chatham, NJ 07928 (US). **PARUCH, Kamil**; 21
Springfield Avenue, Apt. G7, Cranford, NJ 07016 (US).
DOLL, Ronald, J.; 8 Concord Lane, Convent Station, NJ
07960 (US). **KEERTIKAR, Kartik, M.**; 24 Columbia Av-
enue, East Windsor, NJ 08520 (US). **GIRIJAVALLAB-
HAN, Viyyoor, M.**; 10 Maplewood Drive, Parsippany, NJ
07054 (US).

(81) Designated States (*national*): AE, AG, AL, AM, AT, AU,
AZ, BA, BB, BG, BR, BY, BZ, CA, CH, CN, CO, CR, CZ,
DE, DK, DM, DZ, EC, EE, ES, FI, GB, GD, GE, HR, HU,
ID, IL, IN, IS, JP, KG, KR, KZ, LC, LK, LR, LT, LU, LV,
MA, MD, MG, MK, MN, MX, MZ, NI, NO, NZ, PG, PH,
PL, PT, RO, RU, SC, SE, SG, SK, SL, SY, TJ, TM, TN, TR,
TT, TZ, UA, UZ, VC, VN, YU, ZA, ZM.

(84) Designated States (*regional*): ARIPO patent (GH, GM,
KE, LS, MW, MZ, SD, SL, SZ, TZ, UG, ZM, ZW),
Eurasian patent (AM, AZ, BY, KG, KZ, MD, RU, TJ, TM),
European patent (AT, BE, BG, CH, CY, CZ, DE, DK, EE,
ES, FI, FR, GB, GR, HU, IE, IT, LU, MC, NL, PT, RO,
SE, SI, SK, TR), OAPI patent (BF, BJ, CF, CG, CI, CM,
GA, GN, GQ, GW, ML, MR, NE, SN, TD, TG).

Declaration under Rule 4.17:

— *as to the applicant's entitlement to claim the priority of the
earlier application (Rule 4.17(iii)) for all designations*

Published:

— *with international search report*

*For two-letter codes and other abbreviations, refer to the "Guid-
ance Notes on Codes and Abbreviations" appearing at the begin-
ning of each regular issue of the PCT Gazette.*

(54) Title: PYRAZOLOPYRIDINES AS CYCLIN DEPENDENT KINASE INHIBITORS

(57) Abstract: In its many embodiments, the present invention provides a novel class of pyrazolo[1,5-a]pyridine compounds as inhibitors of cyclin dependent kinases, methods of preparing such compounds, pharmaceutical compositions containing one or more such compounds, methods of preparing pharmaceutical formulations comprising one or more such compounds, and methods of treatment, prevention, inhibition, or amelioration of one or more diseases associated with the CDKs using such compounds or pharmaceutical compositions.

WO 2004/026872 A1

PYRAZOLOPYRIDINES AS CYCLIN DEPENDENT KINASE INHIBITORS

Field of the Invention

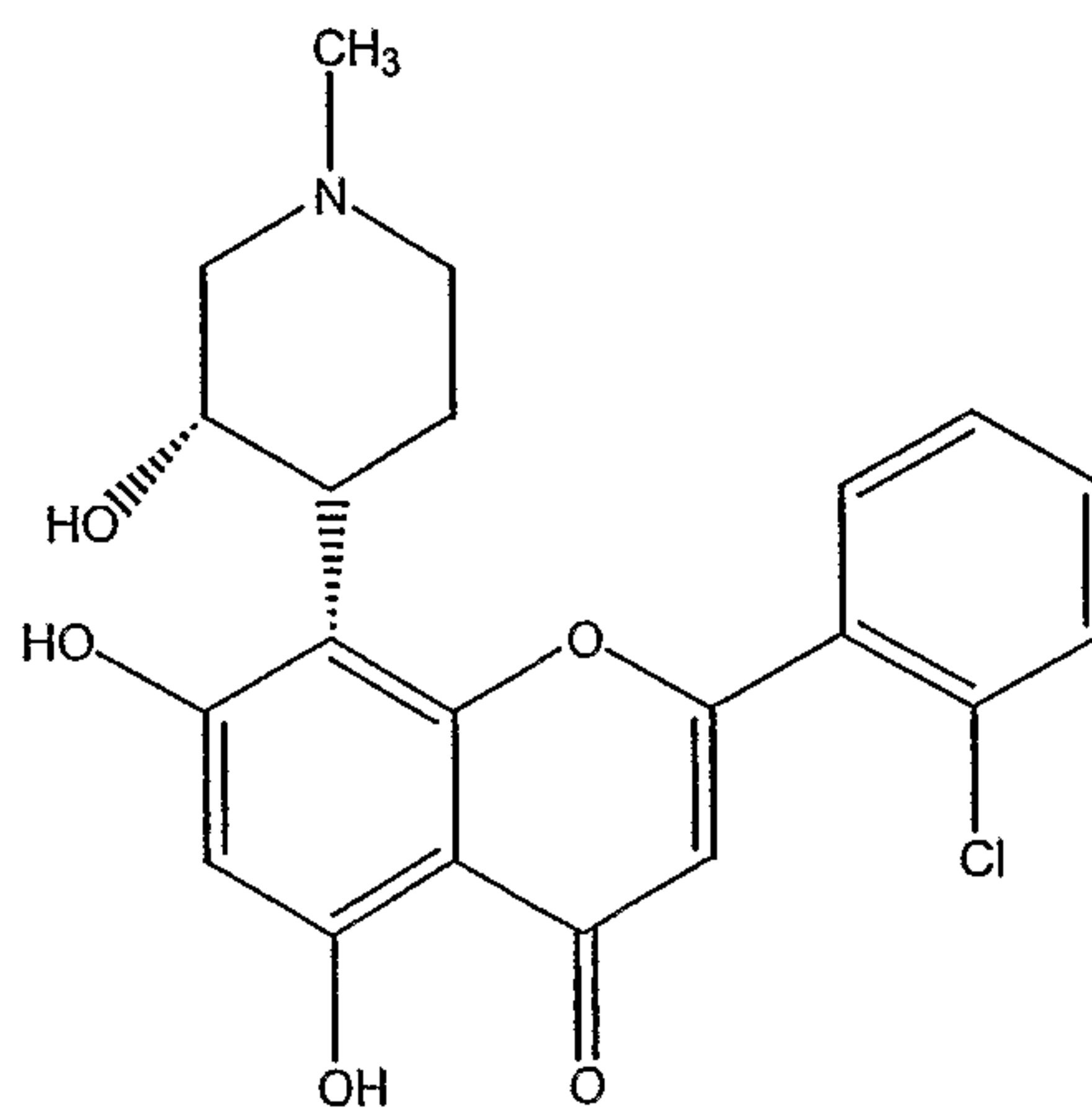
The present invention relates to pyrazolo[1,5-a]pyridine compounds useful as protein kinase inhibitors (such as for example, the inhibitors of the cyclin-
5 dependent kinases, mitogen-activated protein kinase (MAPK/ERK), glycogen synthase kinase 3(GSK3beta) and the like), pharmaceutical compositions containing the compounds, and methods of treatment using the compounds and compositions to treat diseases such as, for example, cancer, inflammation, arthritis, viral diseases, neurodegenerative diseases such as Alzheimer's disease,
10 cardiovascular diseases, and fungal diseases.

Background of the Invention

15 Protein kinase inhibitors include kinases such as, for example, the inhibitors of the cyclin-dependent kinases (CDKs), mitogen activated protein kinase (MAPK/ERK), glycogen synthase kinase 3 (GSK3beta), and the like. The cyclin-dependent kinases are serine/threonine protein kinases, which are the driving force behind the cell cycle and cell proliferation. Individual CDK's, such as,
20 CDK1, CDK2, CDK3, CDK4, CDK5, CDK6 and CDK7, CDK8 and the like, perform distinct roles in cell cycle progression and can be classified as either G1, S, or G2M phase enzymes. Uncontrolled proliferation is a hallmark of cancer cells, and misregulation of CDK function occurs with high frequency in many important solid tumors. CDK2 and CDK4 are of particular interest because their activities are
25 frequently misregulated in a wide variety of human cancers. CDK2 activity is required for progression through G1 to the S phase of the cell cycle, and CDK2 is one of the key components of the G1 checkpoint. Checkpoints serve to maintain

the proper sequence of cell cycle events and allow the cell to respond to insults or to proliferative signals, while the loss of proper checkpoint control in cancer cells contributes to tumorigenesis. The CDK2 pathway influences tumorigenesis at the level of tumor suppressor function (e.g. p52, RB, and p27) and oncogene
5 activation (cyclin E). Many reports have demonstrated that both the coactivator, cyclin E, and the inhibitor, p27, of CDK2 are either over – or underexpressed, respectively, in breast, colon, nonsmall cell lung, gastric, prostate, bladder, non-Hodgkin's lymphoma, ovarian, and other cancers. Their altered expression has been shown to correlate with increased CDK2 activity levels and poor overall
10 survival. This observation makes CDK2 and its regulatory pathways compelling targets for the development years, a number of adenosine 5'-triphosphate (ATP) competitive small organic molecules as well as peptides have been reported in the literature as CDK inhibitors for the potential treatment of cancers. U.S. 6,413,974, col. 1, line 23- col. 15, line 10 offers a good description of the various CDKs and
15 their relationship to various types of cancer.

CDK inhibitors are known. For example, flavopiridol (Formula I) is a nonselective CDK inhibitor that is currently undergoing human clinical trials, A. M. Sanderowicz *et al*, *J. Clin. Oncol.* (1998) 16, 2986-2999.



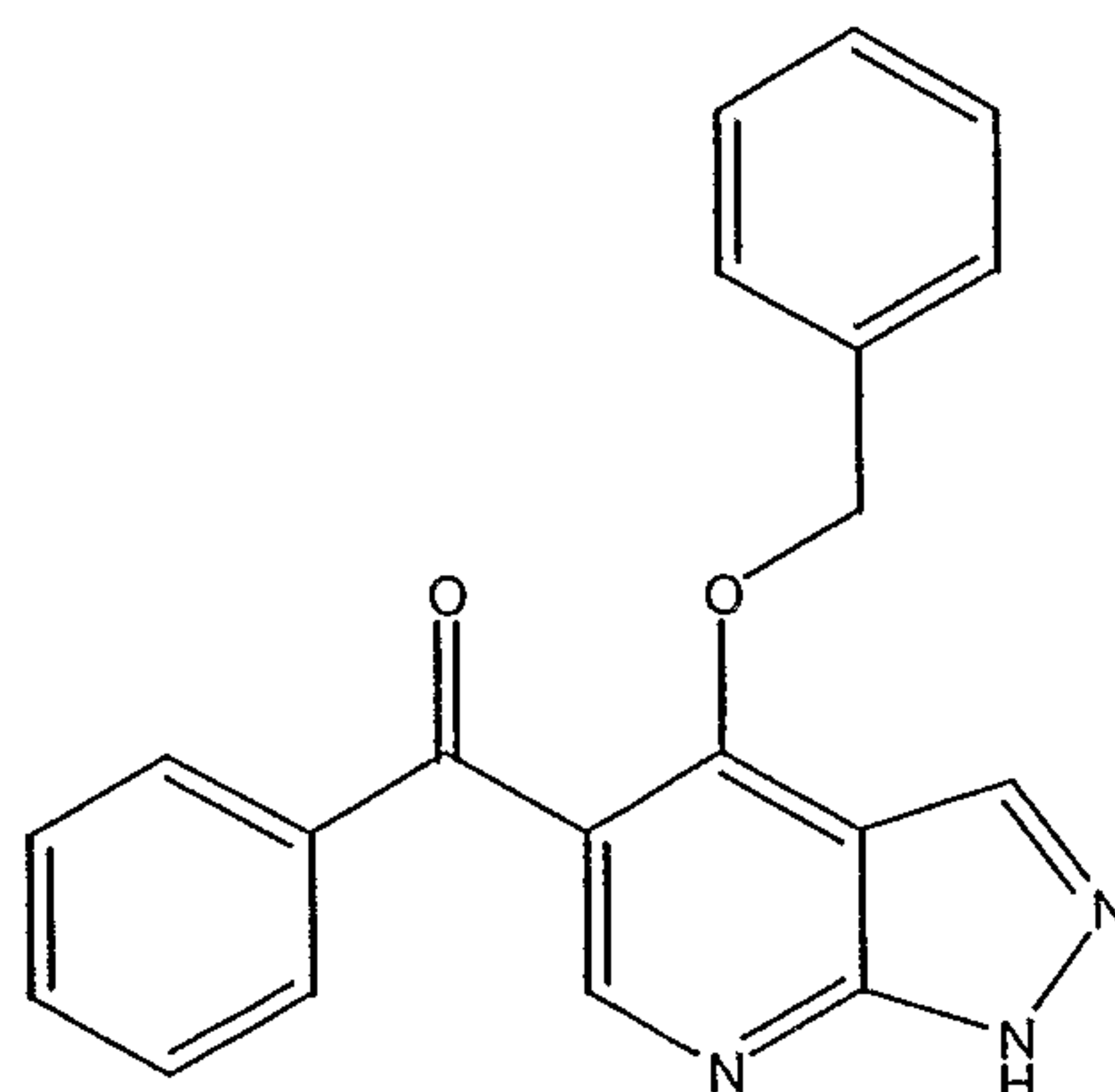
Formula I

20

25

Other known inhibitors of the CDKs include, for example, olomoucine (J. Vesely *et al*, *Eur. J. Biochem.*, (1994) 224, 771-786) and roscovitine (I. Meijer *et al*, *Eur. J. Biochem.*, (1997) 243, 527-536). U.S. 6,107,305 describes certain pyrazolo[3,4-b] pyridine compounds as CDK inhibitors. An illustrative compound
from the '305 patent has the Formula II:

3



Formula II

K. S. Kim *et al*, *J. Med. Chem.* 45 (2002) 3905-3927 and WO 02/10162 disclose certain aminothiazole compounds as CDK inhibitors.

5 Pyrazolopyrimidines are known. For Example, WO92/18504, WO02/50079, WO95/35298, WO02/40485, EP94304104.6, EP0628559 (equivalent to US Patents 5,602,136, 5,602,137 and 5,571,813), U.S. 6,383,790, *Chem. Pharm. Bull.*, (1999) 47 928, *J. Med. Chem.*, (1977) 20, 296, *J. Med. Chem.*, (1976) 19 517 and *Chem. Pharm. Bull.*, (1962) 10 620 disclose various pyrazolopyrimidines.

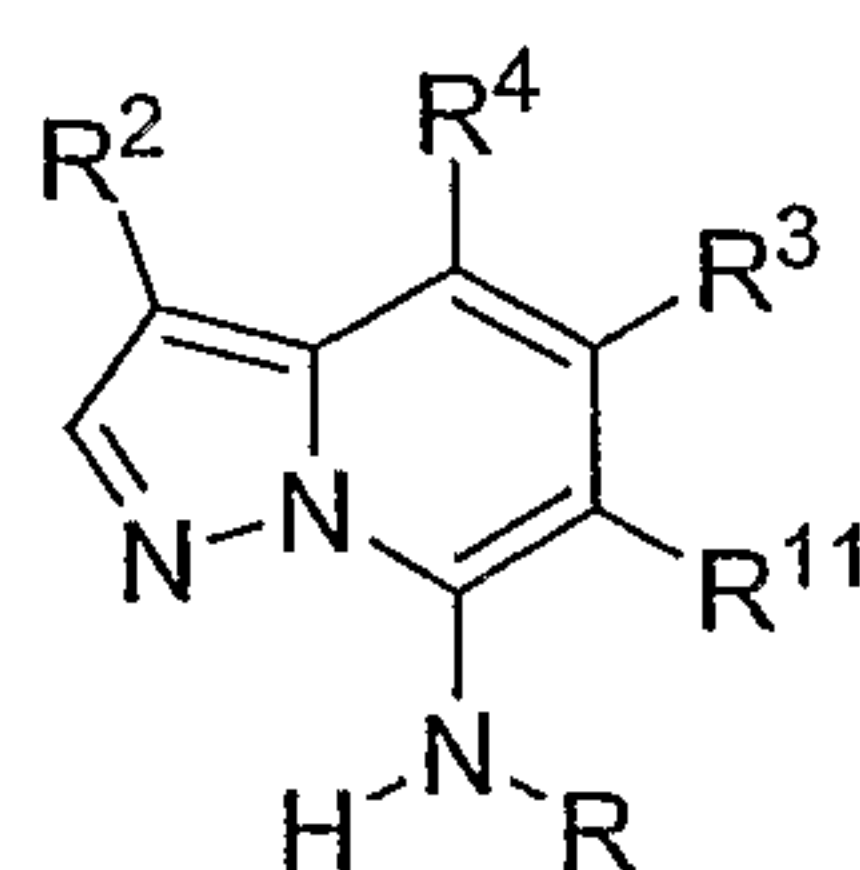
10 There is a need for new compounds, formulations, treatments and therapies to treat diseases and disorders associated with CDKs. It is, therefore, an object of this invention to provide compounds useful in the treatment or prevention or amelioration of such diseases and disorders.

15 Summary of the Invention

In its many embodiments, the present invention provides a novel class of pyrazolo[1,5-a]pyridine compounds as inhibitors of cyclin dependent kinases, methods of preparing such compounds, pharmaceutical compositions comprising one or more such compounds, methods of preparing pharmaceutical formulations
20 comprising one or more such compounds, and methods of treatment, prevention, inhibition or amelioration of one or more diseases associated with the CDKs using such compounds or pharmaceutical compositions.

In one aspect, the present application discloses a compound, or pharmaceutically acceptable salts or solvates of said compound, said compound
25 having the general structure shown in Formula III:

4

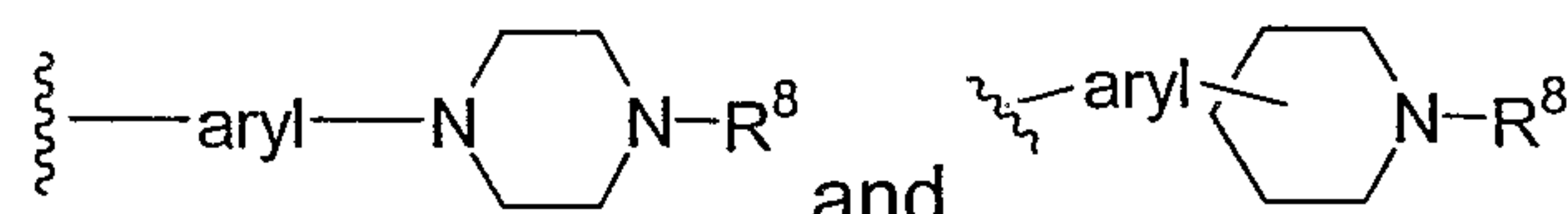
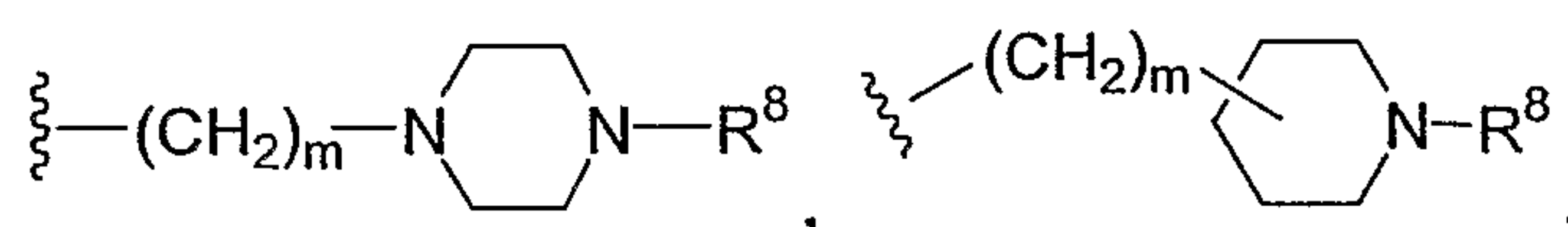


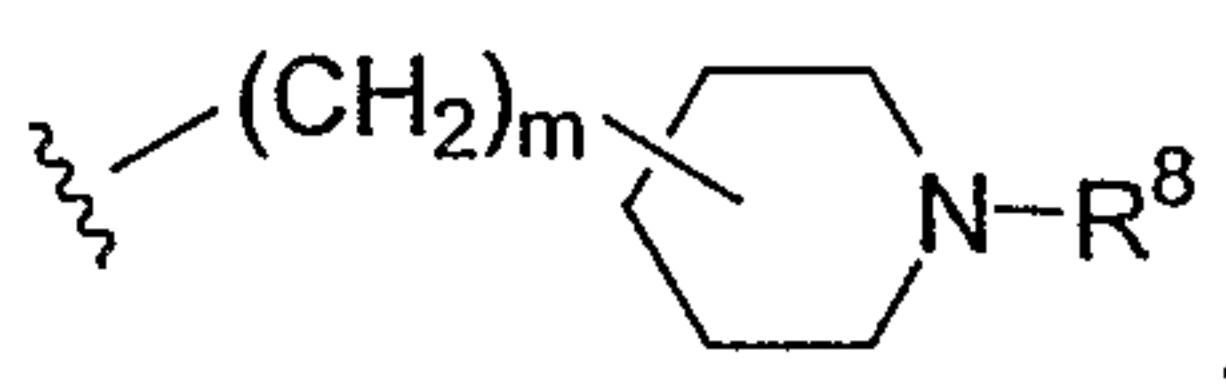
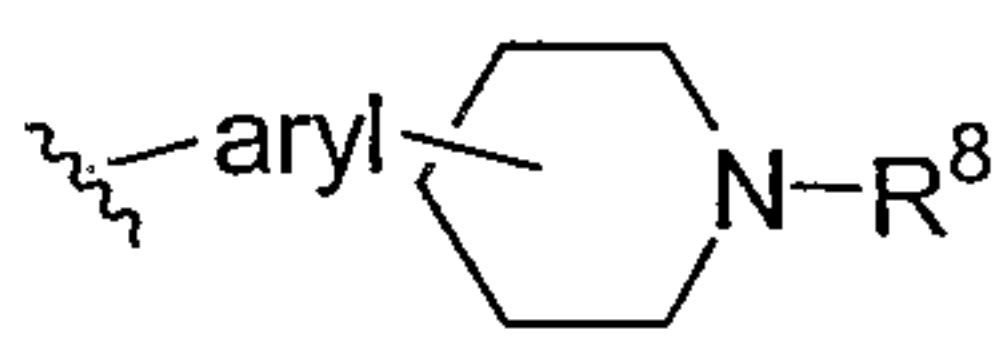
Formula III

wherein:

- R is selected from the group consisting of alkyl, aryl, heteroaryl, heteroarylalkyl, heterocyclyl, heterocyclalkyl, arylalkyl, cycloalkyl, -NR⁶R⁷, -C(O)R⁷, -C(O)OR⁶, -C(O)NR⁶R⁷ and -S(O₂)R⁷, wherein each of said alkyl, aryl, heteroaryl, heteroarylalkyl, heterocyclyl, heterocyclalkyl, cycloalkyl and arylalkyl can be unsubstituted or optionally independently substituted with one or more moieties which can be the same or different, each moiety being independently selected from the group consisting of halogen, alkyl, CF₃, CN, -OCF₃, -OR⁶, -C(O)R⁷, -NR⁶R⁷, -C(O)OR⁶, -C(O)NR⁶R⁷, -SR⁶, -S(O₂)R⁷, -S(O₂)NR⁶R⁷, -N(R⁵)S(O₂)R⁷, -N(R⁶)C(O)R⁸ and -N(R⁵)C(O)NR⁶R⁷ and NO₂;

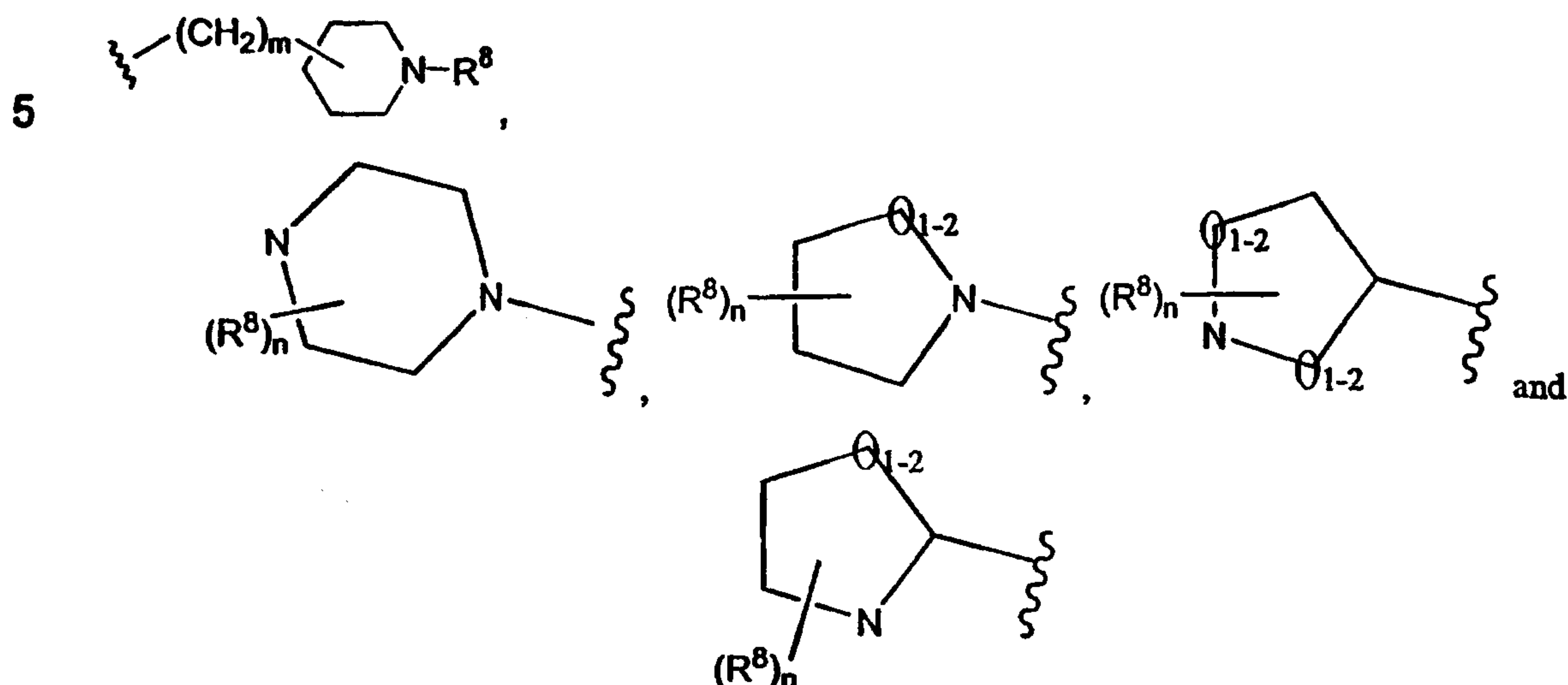
- R² is selected from the group consisting of hydrogen, R⁹, alkyl, alkenyl, alkynyl, alkenylalkyl, alkynylalkyl, aryl, arylalkyl, heteroaryl, heteroarylalkyl, heterocyclyl, heterocyclalkyl, cycloalkyl, cycloalkylalkyl, -CF₃, -C(O)R⁷, -NR⁶R⁷, -C(O)OR⁶, -C(O)NR⁵R⁶, alkyl substituted with 1-6 R⁹ groups which groups can be the same or different with each R⁹ being independently selected,



- and  , wherein each of said aryl, heteroaryl, arylalkyl and heterocyclyl can be unsubstituted or optionally independently substituted with one or more moieties which can be the same or different, each moiety being independently selected from the group consisting of halogen, alkyl, cycloalkyl, CF₃, CN, -OCF₃, -OR⁶, -C(O)R⁷, -NR⁶R⁷, -C(O)OR⁶, -C(O)NR⁵R⁶, -SR⁶, -S(O₂)R⁷, -S(O₂)NR⁵R⁶, -N(R⁵)S(O₂)R⁷, -N(R⁵)C(O)R⁷ and -N(R⁵)C(O)NR⁵R⁶;

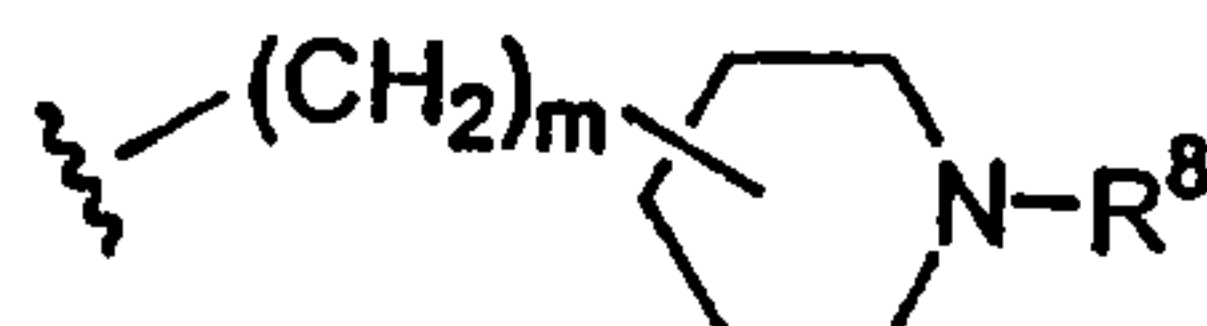
5

R^3 is selected from the group consisting of H, halogen, $-NR^5R^6$, CF_3 , alkyl, cycloalkyl, aryl, heteroaryl, heteroarylalkyl, heterocyclyl, heterocyclylalkyl, alkynyl, alkenyl, $-(CHR^5)_n$ -aryl, $-(CHR^5)_n$ -heteroaryl, $-(CHR^5)_n$ - OR^6 , $-S(O_2)R^6$, $-C(O)R^6$, $-S(O_2)NR^5R^6$, $-C(O)OR^6$, $-C(O)NR^5R^6$, $-CH(aryl)_2$, $-(CH_2)_m$ - NR^8 ,



wherein each of said aryl, alkyl, arylalkyl, cycloalkyl, heteroaryl, heteroarylalkyl, heterocyclyl and heterocyclylalkyl for R^3 and the heterocyclyl moieties whose structures are shown immediately above for R^3 can be unsubstituted or optionally independently substituted with one or more moieties which moieties can be the same or different, each moiety being independently selected from the group consisting of halogen, alkyl, aryl, cycloalkyl, CF_3 , CN, $-OCF_3$, $-OR^5$, $-C(R^4R^5)_nOR^5$, $-NR^5R^6$, $-C(R^4R^5)_nNR^5R^6$, $-C(O_2)R^5$, $-C(O)R^5$, $-C(O)NR^5R^6$, $-SR^6$, $-S(O_2)R^6$, $-S(O_2)NR^5R^6$, $-N(R^5)S(O_2)R^7$, $-N(R^5)C(O)R^7$ and $-N(R^5)C(O)NR^5R^6$;

R^4 is selected from the group consisting of H, halogen, CF_3 , alkyl, cycloalkyl, aryl, heteroaryl, heteroarylalkyl, heterocyclyl, heterocyclylalkyl, alkynyl, alkenyl, $-(CHR^5)_n$ -aryl, $-(CHR^5)_n$ -heteroaryl, $-(CHR^5)_n$ - OR^6 , $-S(O_2)R^6$, $-C(O)R^6$, $-S(O_2)NR^5R^6$, $-C(O)OR^6$, $-C(O)NR^5R^6$, cycloalkyl, $-CH(aryl)_2$, $-(CH_2)_m$ - NR^8 ,

20 and , wherein each of said aryl, alkyl, cycloalkyl, heteroaryl, heteroarylalkyl, heterocyclyl and heterocyclylalkyl can be unsubstituted or optionally substituted with one or more moieties which can be the same or different, each moiety being independently selected from the group consisting of halogen, alkyl, aryl, cycloalkyl, CF_3 , CN, $-OCF_3$, $-OR^5$, $-NR^5R^6$, $-C(O_2)R^5$, $-C(O)NR^5R^6$, $-SR^6$, $-S(O_2)R^6$, $-S(O_2)NR^5R^6$, $-N(R^5)S(O_2)R^7$, $-N(R^5)C(O)R^7$ and $-N(R^5)C(O)NR^5R^6$;

R^5 is H, alkyl or aryl;

R^6 is selected from the group consisting of H, alkyl, aryl, heteroaryl, arylalkyl, cycloalkyl, heteroarylalkyl, heterocyclyl and heterocyclylalkyl, wherein each of said alkyl, aryl, heteroaryl, arylalkyl, cycloalkyl, heteroarylalkyl, heterocyclyl and heterocyclylalkyl can be unsubstituted or optionally independently substituted with one or more moieties which can be the same or different, each moiety being independently selected from the group consisting of halogen, alkyl, aryl, cycloalkyl, heterocyclylalkyl, CF_3 , OCF_3 , CN, $-OR^5$, $-NR^5R^{10}$, $-N(R^5)Boc$, $-C(R^4R^5)OR^5$, $-C(O)R^6$, $-C(O)OR^5$, $-C(O)NR^5R^{10}$, $-SO_3H$, $-SR^{10}$, $-S(O_2)R^7$, $-S(O_2)NR^5R^{10}$, $-N(R^5)S(O_2)R^7$, $-N(R^5)C(O)R^7$ and $-N(R^5)C(O)NR^5R^{10}$;

R^{10} is selected from the group consisting of H, alkyl, aryl, arylalkyl, cycloalkyl, heterocyclyl, heterocyclylalkyl, heteroaryl, and heteroarylalkyl, wherein each of said alkyl, aryl, arylalkyl, cycloalkyl, heterocyclyl, heterocyclylalkyl, heteroaryl, and heteroarylalkyl can be unsubstituted or optionally substituted with one or more moieties which can be the same or different, each moiety being independently selected from the group consisting of halogen, alkyl, aryl, cycloalkyl, heterocyclylalkyl, CF_3 , OCF_3 , CN, $-OR^5$, $-NR^4R^5$, $-N(R^5)Boc$, $-(CR^4R^5)_nOR^5$, $-C(O_2)R^5$, $-C(O)NR^4R^5$, $-C(O)R^5$, $-SO_3H$, $-SR^5$, $-S(O_2)R^7$, $-S(O_2)NR^4R^5$, $-N(R^5)S(O_2)R^7$, $-N(R^5)C(O)R^7$ and $-N(R^5)C(O)NR^4R^5$;

or optionally (i) R^5 and R^{10} in the moiety $-NR^5R^{10}$, or (ii) R^5 and R^6 in the moiety $-NR^5R^6$, may be joined together to form a cycloalkyl or heterocyclyl moiety, with each of said cycloalkyl or heterocyclyl moiety being unsubstituted or optionally independently being substituted with one or more R^9 groups;

R^7 is selected from the group consisting of alkyl, cycloalkyl, aryl, heteroaryl, arylalkyl and heteroarylalkyl wherein each of said alkyl, cycloalkyl, heteroarylalkyl, aryl, heteroaryl and arylalkyl can be unsubstituted or optionally independently substituted with one or more moieties which can be the same or different, each moiety being independently selected from the group consisting of halogen, alkyl, aryl, cycloalkyl, CF_3 , OCF_3 , CN, $-OR^5$, $-NR^5R^{10}$, $-CH_2OR^5$, $-C(O_2)R^5$, $-C(O)NR^5R^{10}$, $-C(O)R^5$, $-SR^{10}$, $-S(O_2)R^{10}$, $-S(O_2)NR^5R^{10}$, $-N(R^5)S(O_2)R^{10}$, $-N(R^5)C(O)R^{10}$ and $-N(R^5)C(O)NR^5R^{10}$;

R^8 is selected from the group consisting of R^6 , $-C(O)NR^5R^{10}$, $-S(O_2)NR^5R^{10}$, $-C(O)R^7$, $-C(O)OR^6$ and $-S(O_2)R^7$;

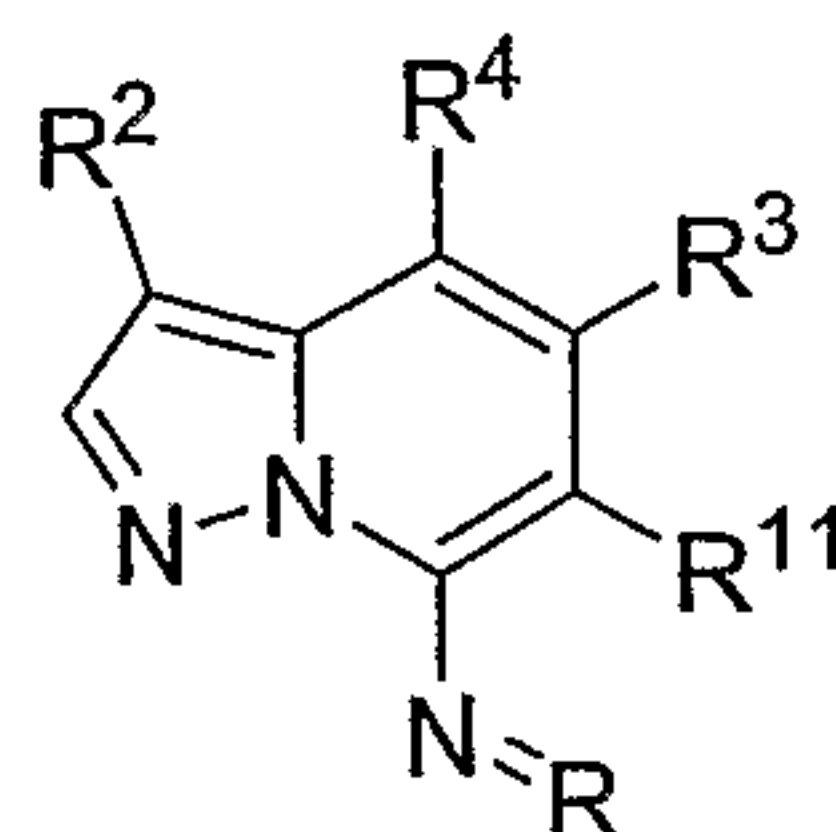
R^9 is selected from the group consisting of halogen, CN, NR^5R^{10} , $-C(O)OR^6$, $-C(O)NR^5R^{10}$, $-OR^6$, $-C(O)R^7$, $-SR^6$, $-S(O_2)R^7$, $-S(O_2)NR^5R^{10}$,
 5 $-N(R^5)S(O_2)R^7$, $-N(R^5)C(O)R^7$ and $-N(R^5)C(O)NR^5R^{10}$;

R^{11} is H, alkyl or aryl;

m is 0 to 4; and

n is 1-4.

In another aspect, the present application discloses a compound, or
 10 pharmaceutically acceptable salts or solvates of said compound, said compound having the general structure shown in Formula IV:



Formula IV

wherein the moieties R^2 , R^3 , R^4 and R^{11} are as defined for Formula IV, and R is
 15 $C(R^6R^7)_2$, where R^6 and R^7 are as defined for Formula III.

The compounds of Formula III and Formula IV can be useful as protein kinase inhibitors and can be useful in the treatment and prevention of proliferative diseases, for example, cancer, inflammation and arthritis. They may also be useful in the treatment of neurodegenerative diseases such as Alzheimer's disease,
 20 cardiovascular diseases, viral diseases and fungal diseases.

Detailed Description

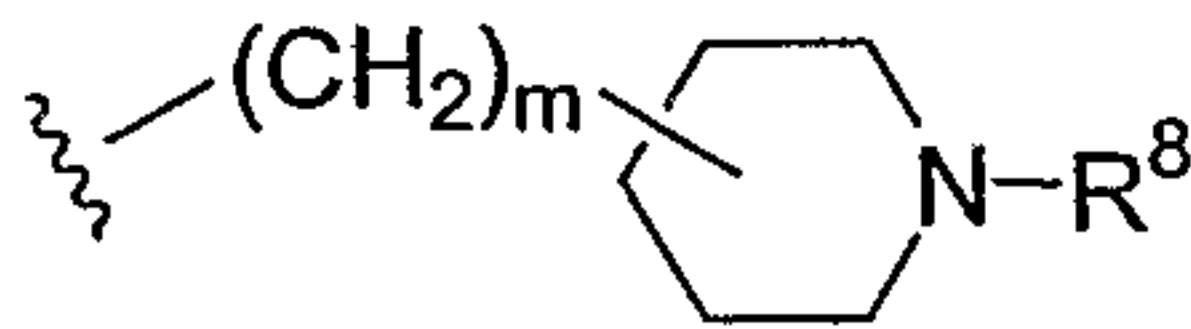
In one embodiment, the present invention discloses pyrazolo[1,5-a]pyridine compounds which are represented by structural Formula III or Formula IV, or a
 25 pharmaceutically acceptable salt or solvate thereof, wherein the various moieties are as described above.

In an embodiment of a compound of Formula III, R is selected from the group consisting of aryl, heteroaryl, alkyl, arylalkyl, heteroarylalkyl, $-S(O_2)R^7$ and

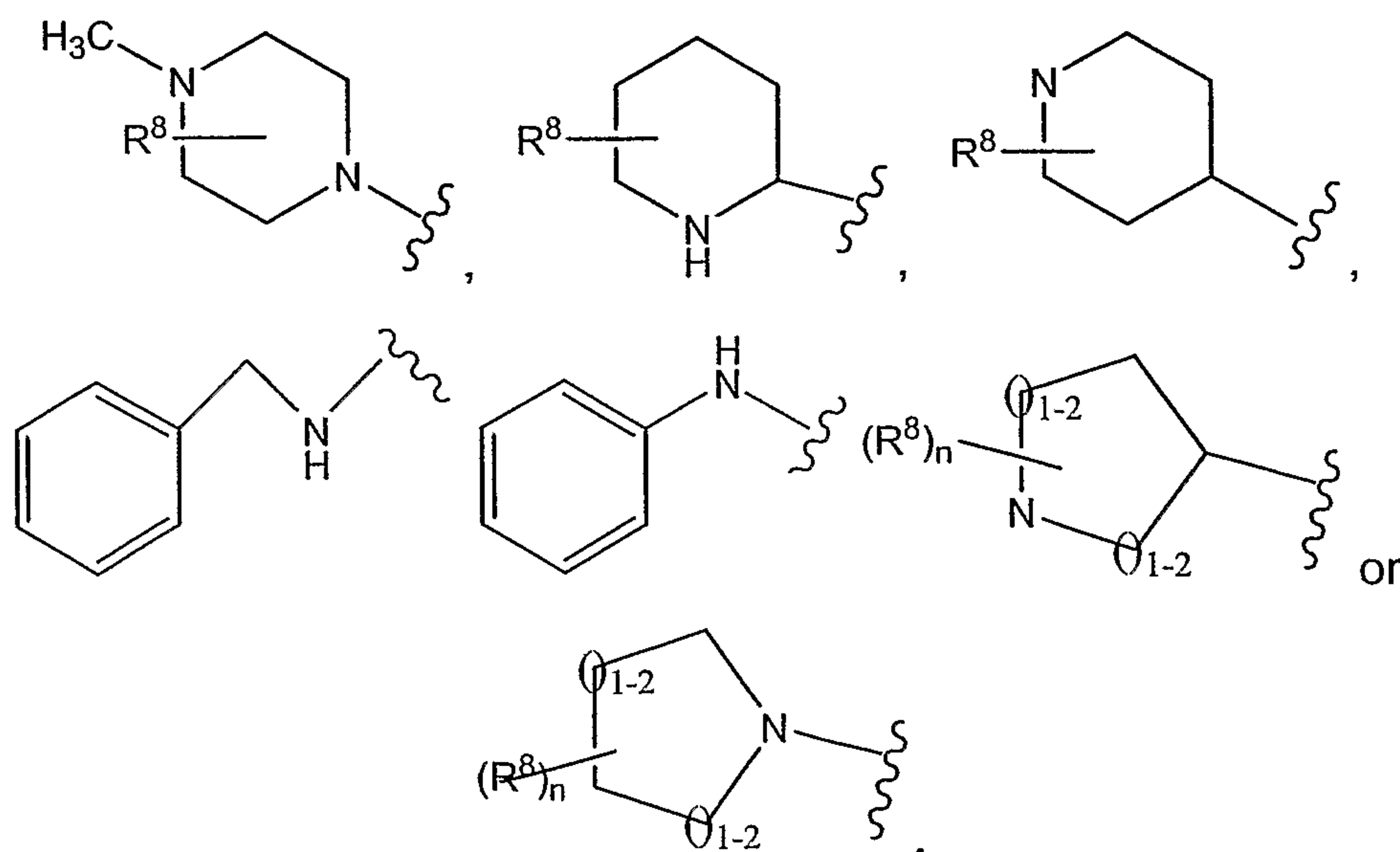
–C(O)R⁷, wherein each of said alkyl, aryl and heteroaryl can be unsubstituted or optionally independently substituted with one or more moieties which can be the same or different, each moiety being independently selected from the group consisting of halogen, alkyl, CF₃, CN, –OCF₃, –NR⁶R⁷, –NR⁶C(O)R⁸ and –OR⁶; and
 5 R⁷ is alkyl, phenyl or pyridyl, with each of said alkyl, phenyl and pyridyl for R⁷ being unsubstituted or optionally independently substituted with one or more moieties which can be the same or different, each moiety being independently selected from the group consisting of halogen, CN, CF₃, alkyl, –S(O₂)R⁷, –S(O₂)NR⁶R⁷, –N(R⁵)S(O₂)R⁷, and –N(R⁶)C(O)R⁸.

10 In another embodiment of a compound of Formula III, R² is selected from the group consisting of H, halogen, alkyl, alkynyl, alkenyl, aryl, heteroaryl and –C(O)R⁷, wherein each of said alkyl, alkynyl, alkenyl, aryl and heteroaryl can be unsubstituted or optionally independently substituted with one or more moieties which can be the same or different, each moiety being independently selected
 15 from the group consisting of halogen, alkyl, CF₃, CN, –OCF₃, and –OR⁶.

In another embodiment of a compound of Formula III, R³ is selected from the group consisting of H, aryl, heteroaryl, –(CHR⁵)_n–aryl, –(CHR⁵)_n–heteroaryl,

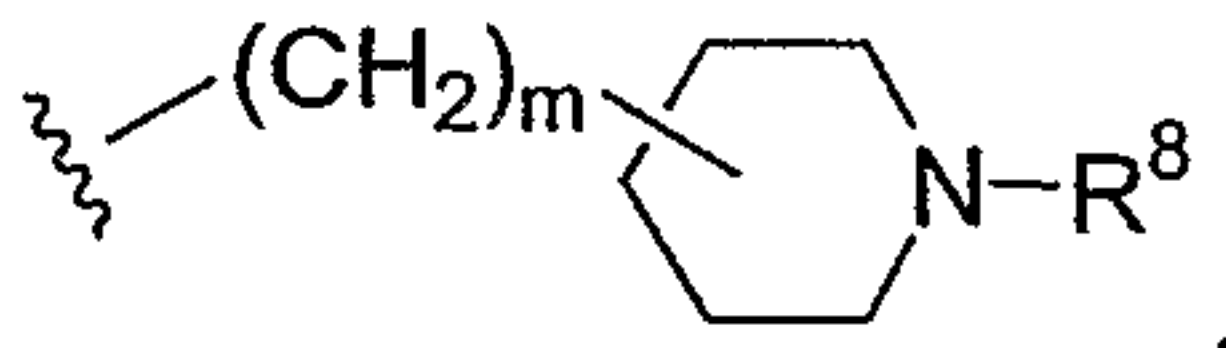
–(CHR⁵)_n–OR⁶, –C(O)R⁶, cycloalkyl, –NR⁵R⁶, –CH(aryl)₂, ,

20



wherein each of said aryl, cycloalkyl and heteroaryl and the heterocyclyl structures shown immediately above for R^3 can be substituted or optionally independently substituted with one or more moieties which can be the same or different, each moiety being independently selected from the group consisting of halogen, CF_3 , OCF_3 , alkyl, CN, aryl, $-C(O)R^5$, $-C(O_2)R^5$, $-S(O_2)R^6$, $-C(=NH)-NH_2$, $-C(=CN)-NH_2$, hydroxyalkyl, alkoxy carbonyl, $-SR^6$, and OR^5 , with the proviso that no carbon adjacent to a nitrogen atom on a heterocyclyl ring carries a $-OR^5$ moiety.

In another embodiment of a compound of Formula III, R^4 is selected from the group consisting of H, alkyl, aryl, heteroaryl, $-(CHR^5)_n$ -aryl, $-(CHR^5)_n$ -

heteroaryl, $-(CHR^5)_n-OR^6$, $-C(O)R^6$, cycloalkyl, $-CH(aryl)_2$ and ,

wherein each of said aryl and heteroaryl can be substituted or optionally substituted with one or more moieties which can be the same or different, each moiety being independently selected from the group consisting of halogen, alkyl, aryl, CF_3 , CN, $-C(O_2)R^5$ and $-S(O_2)R^6$.

In another embodiment of a compound of Formula III, R^5 is H, aryl or lower alkyl.

In another embodiment of a compound of Formula III, R^{11} is H or lower alkyl.

In another embodiment of a compound of Formula III, m is 0 to 2.

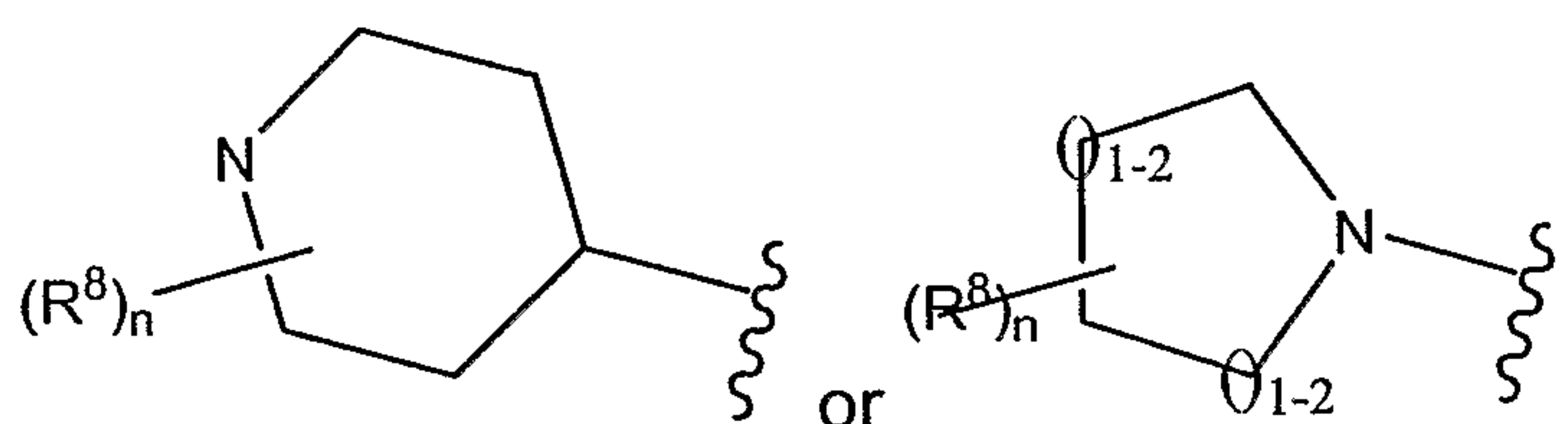
In another embodiment of a compound of Formula III, n is 1 to 3.

In an additional embodiment of a compound of Formula III, R is selected from the group consisting of phenyl, pyridyl, pyrazinyl, pyridazinyl, pyrimidinyl, benzyl, pyridylmethyl, pyrazinylmethyl, pyridazinylmethyl, pyrimidinylmethyl, $-S(O_2)aryl$, $-S(O_2)heteroaryl$, $-S(O_2)alkyl$, $-C(O)alkyl$, $-C(O)aryl$, and $-C(O)heteroaryl$, as well as applicable N-oxides, wherein each of said phenyl, pyridyl, pyrazinyl, pyridazinyl, pyrimidinyl, alkyl, aryl and heteroaryl can be unsubstituted or optionally independently substituted with one or more moieties which can be the same or different, each moiety being independently selected from the group consisting of Cl, Br, I, lower alkyl, CF_3 , CN, $-C(O)OR^6$, $-OCF_3$, $-N(H)C(O)alkyl$, alkoxy and $-OH$.

In an additional embodiment of a compound of Formula III, R is unsubstituted phenyl, unsubstituted pyridyl, benzyl whose phenyl can be unsubstituted or optionally independently substituted with one or more moieties selected from the group consisting of F, Cl, Br, CN, CF₃, and -N(H)C(O)CH₃,
 5 pyridylmethyl whose pyridyl can be unsubstituted or optionally independently substituted with one or more moieties selected from the group consisting of F, Cl, Br, CN, CF₃, and -N(H)C(O)CH₃, phenylsulfonyl whose phenyl can be unsubstituted or optionally substituted with one or more moieties selected from the group consisting of F, Cl, Br, CN, -N(H)C(O)CH₃ and CF₃, or pyridylsulfonyl whose
 0 pyridyl can be unsubstituted or optionally substituted with one or more moieties selected from the group consisting of F, Cl, Br, CN, -N(H)C(O)CH₃ and CF₃.

In an additional embodiment of a compound of Formula III, R² is H, F, Cl, Br, hydroxyalkyl, alkoxyalkyl, or lower alkyl.

In an additional embodiment of a compound of Formula III, R³ is H, alkyl,
 15 aryl, -NR⁵R⁶,



wherein said alkyl and aryl and the heterocyclyl moieties shown immediately above for R³ can be unsubstituted or optionally independently substituted with one or more moieties (in addition to any R⁸) which can be the same or different, each
 20 moiety being independently selected from the group consisting of F, Cl, Br, CF₃, lower alkyl, hydroxyalkyl, alkoxy, -S(O₂)R⁶, and CN.

In an additional embodiment of a compound of Formula III, R⁴ is H, alkyl or aryl, wherein said alkyl or aryl can be unsubstituted or optionally independently substituted with one or more moieties which can be the same or different, each
 25 moiety being independently selected from the group consisting of F, Cl, Br, CF₃, lower alkyl, hydroxyalkyl, alkoxy, -S(O₂)R⁶, and CN.

In an additional embodiment of a compound of Formula III, R⁵ is H.

In an additional embodiment of a compound of Formula III, R¹¹ is H.

In an additional embodiment of a compound of Formula III, m is 0.

In an additional embodiment of a compound of Formula III, n is 1 or 2.

In an embodiment of a compound of Formula IV, R is C(aryl)₂.

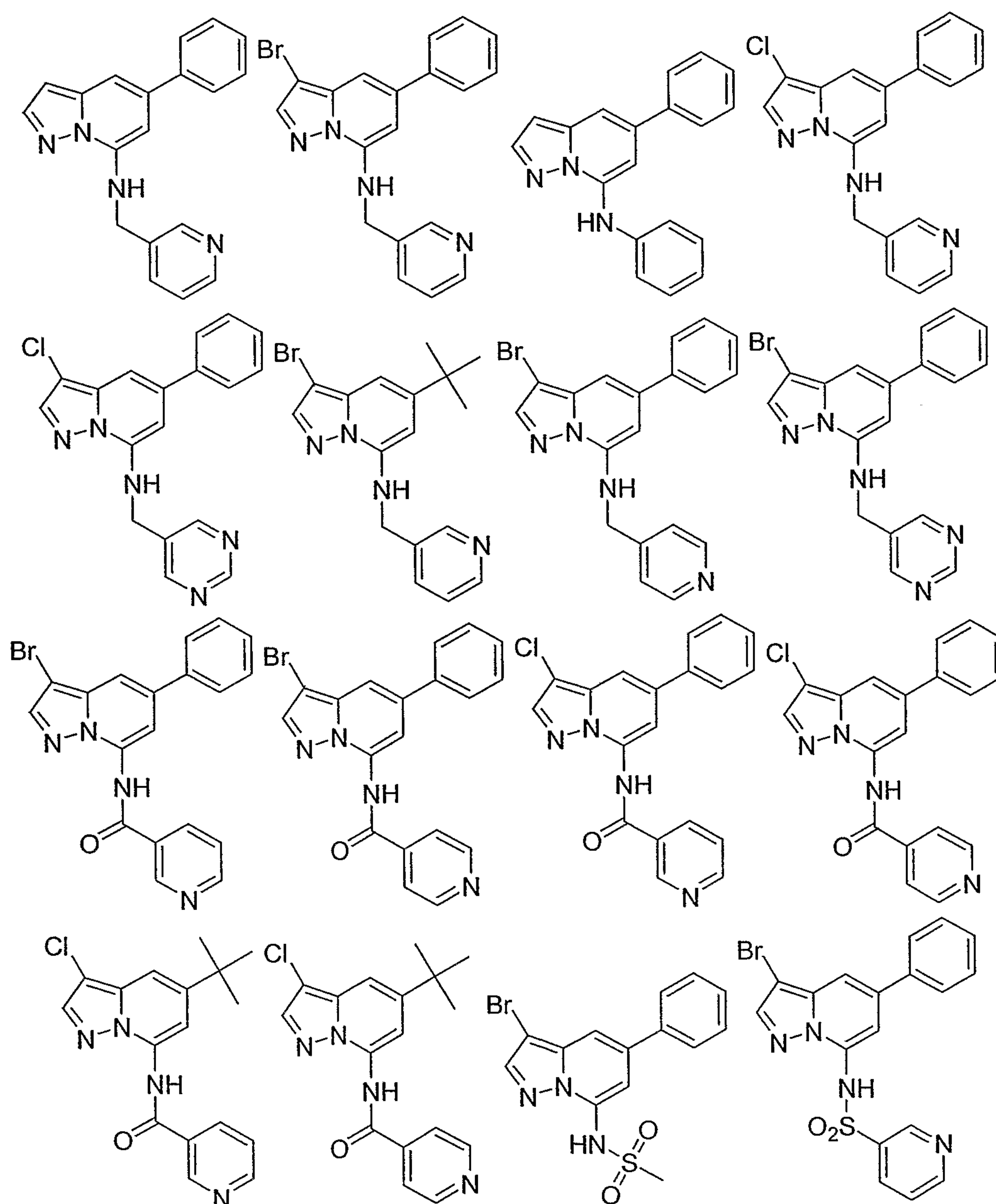
In an additional embodiment of a compound of Formula IV, R is C(phenyl)₂.

Other embodiments of a compound of Formula IV include the embodiments

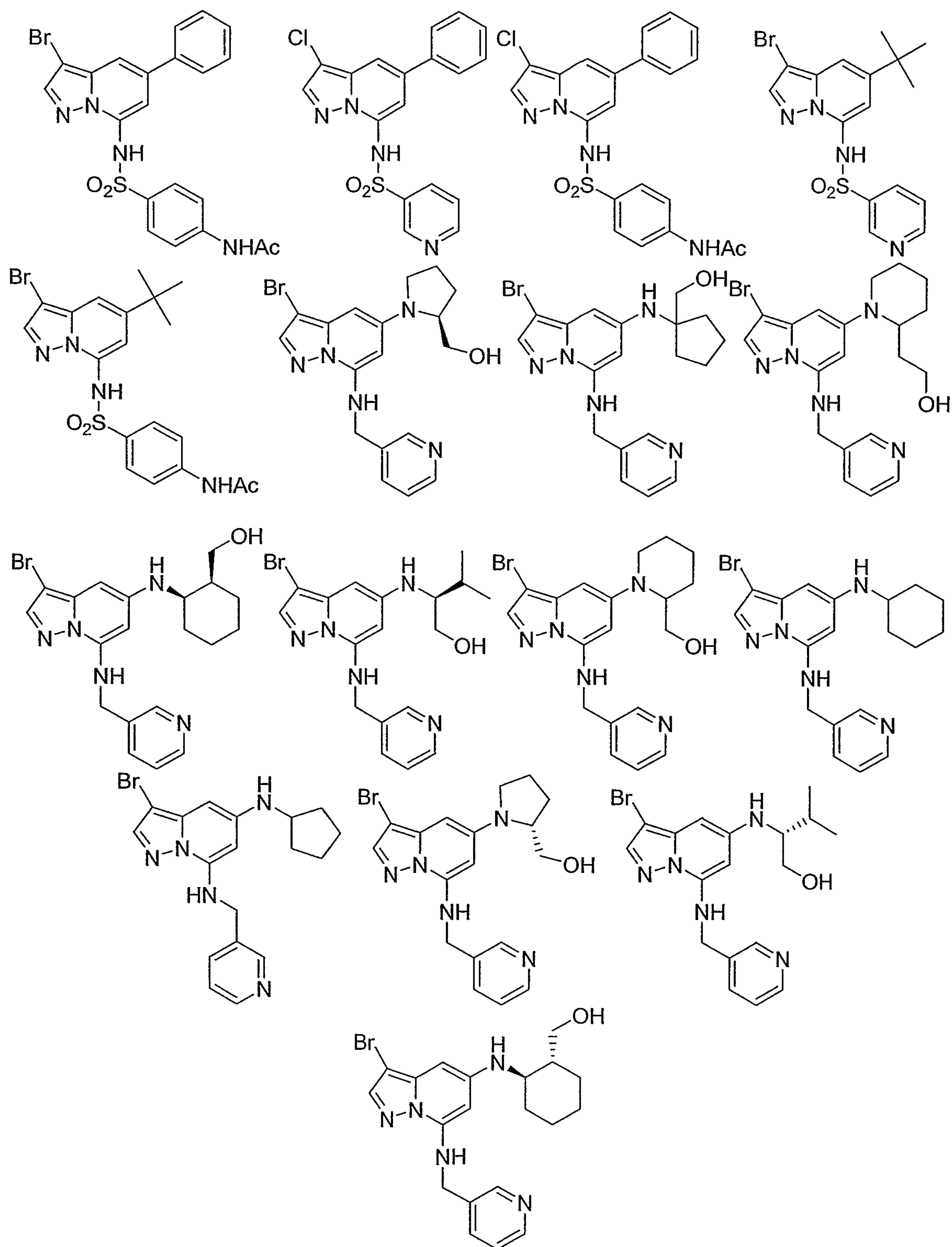
5 and additional embodiments noted above for the compound of Formula III.

An inventive group of compounds is shown in **Table 1**.

Table 1



12



5

As used above, and throughout this disclosure, the following terms, unless otherwise indicated, shall be understood to have the following meanings:

10 "Patient" includes both human and animals.

"Mammal" means humans and other mammalian animals.

"Alkyl" means an aliphatic hydrocarbon group which may be straight or branched and comprising about 1 to about 20 carbon atoms in the chain.

Preferred alkyl groups contain about 1 to about 12 carbon atoms in the chain.

5 More preferred alkyl groups contain about 1 to about 6 carbon atoms in the chain.

Branched means that one or more lower alkyl groups such as methyl, ethyl or propyl, are attached to a linear alkyl chain. "Lower alkyl" means a group having about 1 to about 6 carbon atoms in the chain which may be straight or branched.

The term "substituted alkyl" means that the alkyl group may be substituted by one
10 or more substituents which may be the same or different, each substituent being independently selected from the group consisting of halo, alkyl, aryl, cycloalkyl, cyano, hydroxy, alkoxy, alkylthio, amino, -NH(alkyl), -NH(cycloalkyl), -N(alkyl)₂, carboxy and -C(O)O-alkyl. Non-limiting examples of suitable alkyl groups include methyl, ethyl, n-propyl, isopropyl and t-butyl.

15 "Alkynyl" means an aliphatic hydrocarbon group containing at least one carbon-carbon triple bond and which may be straight or branched and comprising about 2 to about 15 carbon atoms in the chain. Preferred alkynyl groups have about 2 to about 12 carbon atoms in the chain; and more preferably about 2 to about 4 carbon atoms in the chain. Branched means that one or more lower alkyl
20 groups such as methyl, ethyl or propyl, are attached to a linear alkynyl chain.

"Lower alkynyl" means about 2 to about 6 carbon atoms in the chain which may be straight or branched. Non-limiting examples of suitable alkynyl groups include ethynyl, propynyl, 2-butyne and 3-methylbutynyl. The term "substituted alkynyl"
25 which may be the same or different, each substituent being independently selected from the group consisting of alkyl, aryl and cycloalkyl.

"Aryl" means an aromatic monocyclic or multicyclic ring system comprising about 6 to about 14 carbon atoms, preferably about 6 to about 10 carbon atoms.

The aryl group can be optionally substituted with one or more "ring system
30 substituents" which may be the same or different, and are as defined herein. Non-limiting examples of suitable aryl groups include phenyl and naphthyl.

"Heteroaryl" means an aromatic monocyclic or multicyclic ring system comprising about 5 to about 14 ring atoms, preferably about 5 to about 10 ring atoms, in which one or more of the ring atoms is an element other than carbon, for example nitrogen, oxygen or sulfur, alone or in combination. Preferred heteroaryls contain about 5 to about 6 ring atoms. The "heteroaryl" can be optionally substituted by one or more "ring system substituents" which may be the same or different, and are as defined herein. The prefix aza, oxa or thia before the heteroaryl root name means that at least a nitrogen, oxygen or sulfur atom respectively, is present as a ring atom. A nitrogen atom of a heteroaryl can be optionally oxidized to the corresponding N-oxide. Non-limiting examples of suitable heteroaryls include pyridyl, pyrazinyl, furanyl, thienyl, pyrimidinyl, pyridone (including N-substituted pyridones), isoxazolyl, isothiazolyl, oxazolyl, thiazolyl, pyrazolyl, furazanyl, pyrrolyl, pyrazolyl, triazolyl, 1,2,4-thiadiazolyl, pyrazinyl, pyridazinyl, quinoxaliny, phthalazinyl, oxindolyl, imidazo[1,2-a]pyridinyl, imidazo[2,1-b]thiazolyl, benzofurazanyl, indolyl, azaindolyl, benzimidazolyl, benzothienyl, quinolinyl, imidazolyl, thienopyridyl, quinazolinyl, thienopyrimidyl, pyrrolopyridyl, imidazopyridyl, isoquinolinyl, benzoazaindolyl, 1,2,4-triazinyl, benzothiazolyl and the like. The term "heteroaryl" also refers to partially saturated heteroaryl moieties such as, for example, tetrahydroisoquinolyl, tetrahydroquinolyl and the like.

"Aralkyl" or "arylalkyl" means an aryl-alkyl- group in which the aryl and alkyl are as previously described. Preferred aralkyls comprise a lower alkyl group. Non-limiting examples of suitable aralkyl groups include benzyl, 2-phenethyl and naphthalenylmethyl. The bond to the parent moiety is through the alkyl.

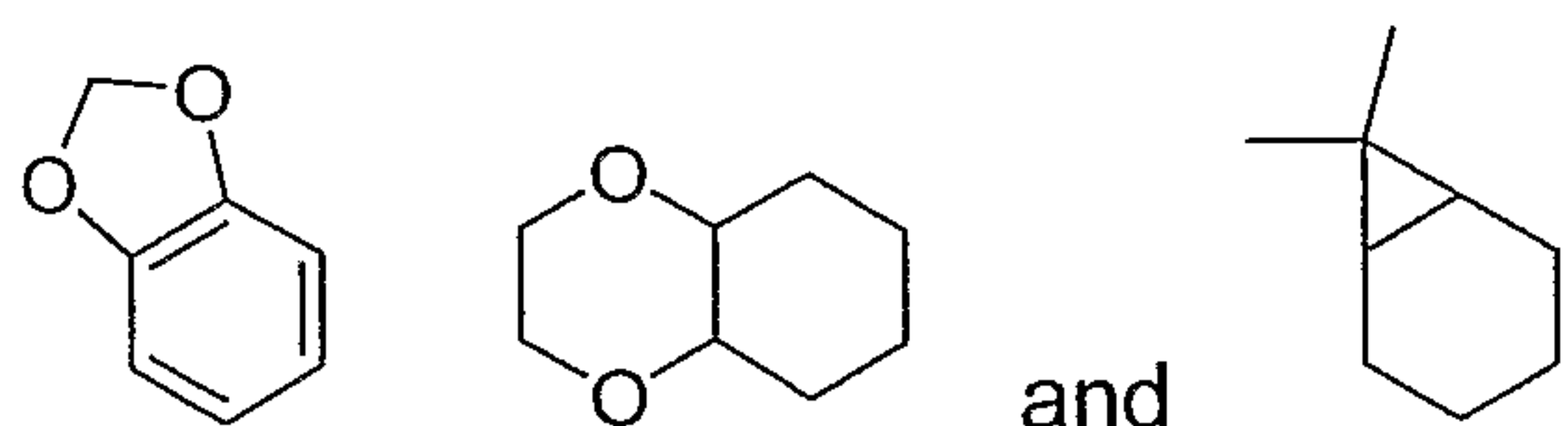
"Alkylaryl" means an alkyl-aryl- group in which the alkyl and aryl are as previously described. Preferred alkylaryls comprise a lower alkyl group. Non-limiting example of a suitable alkylaryl group is tolyl. The bond to the parent moiety is through the aryl.

"Cycloalkyl" means a non-aromatic mono- or multicyclic ring system comprising about 3 to about 10 carbon atoms, preferably about 5 to about 10 carbon atoms. Preferred cycloalkyl rings contain about 5 to about 7 ring atoms. The cycloalkyl can be optionally substituted with one or more "ring system

substituents" which may be the same or different, and are as defined above. Non-limiting examples of suitable monocyclic cycloalkyls include cyclopropyl, cyclopentyl, cyclohexyl, cycloheptyl and the like. Non-limiting examples of suitable multicyclic cycloalkyls include 1-decalinyl, norbornyl, adamantyl and the like, as well as partially saturated species such as, for example, indanyl, tetrahydronaphthyl and the like.

"Halogen" means fluorine, chlorine, bromine, or iodine. Preferred are fluorine, chlorine and bromine.

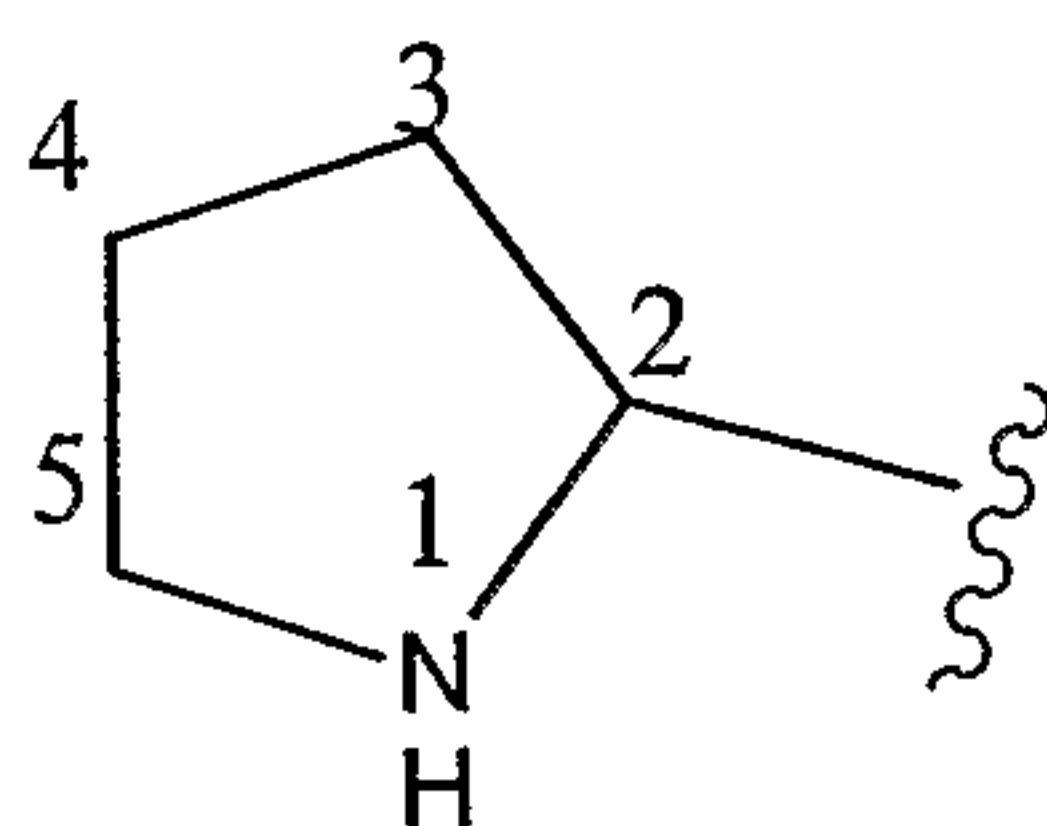
"Ring system substituent" means a substituent attached to an aromatic or non-aromatic ring system which, for example, replaces an available hydrogen on the ring system. Ring system substituents may be the same or different, each being independently selected from the group consisting of alkyl, alkenyl, alkynyl, aryl, heteroaryl, aralkyl, alkylaryl, heteroaralkyl, heteroarylalkenyl, heteroarylalkynyl, alkylheteroaryl, hydroxy, hydroxyalkyl, alkoxy, aryloxy, aralkoxy, acyl, aroyl, halo, nitro, cyano, carboxy, alkoxycarbonyl, aryloxycarbonyl, aralkoxycarbonyl, alkylsulfonyl, arylsulfonyl, heteroarylsulfonyl, alkylthio, arylthio, heteroarylthio, aralkylthio, heteroaralkylthio, cycloalkyl, heterocyclyl, $-C(=N-CN)-NH_2$, $-C(=NH)-NH_2$, $-C(=NH)-NH(alkyl)$, Y_1Y_2N- , $Y_1Y_2N-alkyl-$, $Y_1Y_2NC(O)-$, $Y_1Y_2NSO_2-$ and $-SO_2NY_1Y_2$, wherein Y_1 and Y_2 can be the same or different and are independently selected from the group consisting of hydrogen, alkyl, aryl, cycloalkyl, and aralkyl. "Ring system substituent" may also mean a single moiety which simultaneously replaces two available hydrogens on two adjacent carbon atoms (one H on each carbon) on a ring system. Examples of such moiety are methylene dioxy, ethylenedioxy, $-C(CH_3)_2-$ and the like which form moieties such as, for example:



"Heterocyclyl" means a non-aromatic saturated monocyclic or multicyclic ring system comprising about 3 to about 10 ring atoms, preferably about 5 to about 10 ring atoms, in which one or more of the atoms in the ring system is an element other than carbon, for example nitrogen, oxygen or sulfur, alone or in

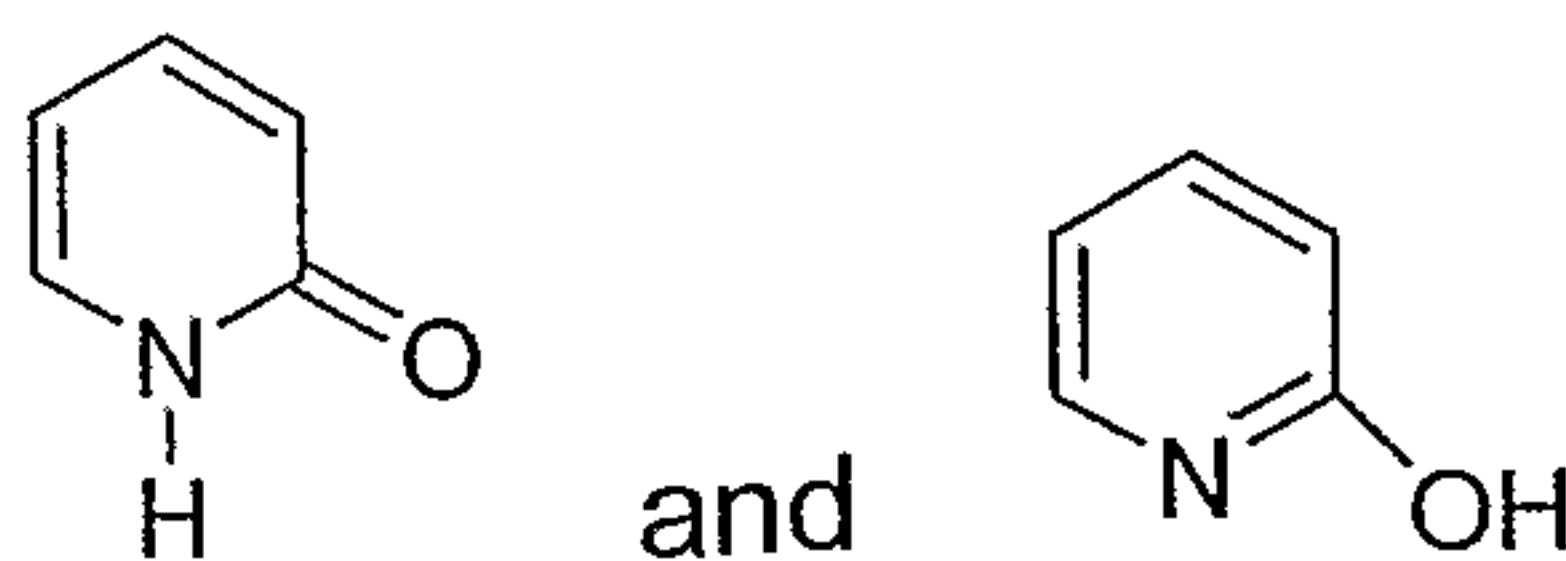
combination. There are no adjacent oxygen and/or sulfur atoms present in the ring system. Preferred heterocyclyls contain about 5 to about 6 ring atoms. The prefix aza, oxa or thia before the heterocyclyl root name means that at least a nitrogen, oxygen or sulfur atom respectively is present as a ring atom. Any -NH in a
 5 heterocyclyl ring may exist protected such as, for example, as an -N(Boc), -N(CBz), -N(Tos) group and the like; such protections are also considered part of this invention. The heterocyclyl can be optionally substituted by one or more "ring system substituents" which may be the same or different, and are as defined herein. The nitrogen or sulfur atom of the heterocyclyl can be optionally oxidized
 10 to the corresponding N-oxide, S-oxide or S,S-dioxide. Non-limiting examples of suitable monocyclic heterocyclyl rings include piperidyl, pyrrolidinyl, piperazinyl, morpholinyl, thiomorpholinyl, thiazolidinyl, 1,4-dioxanyl, tetrahydrofuranyl, tetrahydrothiophenyl, lactam, lactone, and the like.

It should be noted that in hetero-atom containing ring systems of this
 15 invention, there are no hydroxyl groups on carbon atoms adjacent to a N, O or S, as well as there are no N or S groups on carbon adjacent to another heteroatom. Thus, for example, in the ring:



there is no -OH attached directly to carbons marked 2 and 5.

20 It should also be noted that tautomeric forms such as, for example, the moieties:



are considered equivalent in certain embodiments of this invention.

"Alkynylalkyl" means an alkynyl-alkyl- group in which the alkynyl and alkyl
 25 are as previously described. Preferred alkynylalkyls contain a lower alkynyl and a lower alkyl group. The bond to the parent moiety is through the alkyl. Non-limiting examples of suitable alkynylalkyl groups include propargylmethyl.

"Heteroaralkyl" means a heteroaryl-alkyl- group in which the heteroaryl and alkyl are as previously described. Preferred heteroaralkyls contain a lower alkyl group. Non-limiting examples of suitable aralkyl groups include pyridylmethyl, and quinolin-3-ylmethyl. The bond to the parent moiety is through the alkyl.

5 "Hydroxyalkyl" means a HO-alkyl- group in which alkyl is as previously defined. Preferred hydroxyalkyls contain lower alkyl. Non-limiting examples of suitable hydroxyalkyl groups include hydroxymethyl and 2-hydroxyethyl.

"Acyl" means an H-C(O)-, alkyl-C(O)- or cycloalkyl-C(O)-, group in which the various groups are as previously described. The bond to the parent moiety is
10 through the carbonyl. Preferred acyls contain a lower alkyl. Non-limiting examples of suitable acyl groups include formyl, acetyl and propanoyl.

"Aroyl" means an aryl-C(O)- group in which the aryl group is as previously described. The bond to the parent moiety is through the carbonyl. Non-limiting examples of suitable groups include benzoyl and 1- naphthoyl.

15 "Alkoxy" means an alkyl-O- group in which the alkyl group is as previously described. Non-limiting examples of suitable alkoxy groups include methoxy, ethoxy, n-propoxy, isopropoxy and n-butoxy. The bond to the parent moiety is through the ether oxygen.

"Aryloxy" means an aryl-O- group in which the aryl group is as previously
20 described. Non-limiting examples of suitable aryloxy groups include phenoxy and naphthoxy. The bond to the parent moiety is through the ether oxygen.

"Aralkyloxy" means an aralkyl-O- group in which the aralkyl group is as previously described. Non-limiting examples of suitable aralkyloxy groups include benzyloxy and 1- or 2-naphthalenemethoxy. The bond to the parent moiety is
25 through the ether oxygen.

"Alkylthio" means an alkyl-S- group in which the alkyl group is as previously described. Non-limiting examples of suitable alkylthio groups include methylthio and ethylthio. The bond to the parent moiety is through the sulfur.

"Arylthio" means an aryl-S- group in which the aryl group is as previously
30 described. Non-limiting examples of suitable arylthio groups include phenylthio and naphthylthio. The bond to the parent moiety is through the sulfur.

"Aralkylthio" means an aralkyl-S- group in which the aralkyl group is as previously described. Non-limiting example of a suitable aralkylthio group is benzylthio. The bond to the parent moiety is through the sulfur.

5 "Alkoxycarbonyl" means an alkyl-O-CO- group. Non-limiting examples of suitable alkoxycarbonyl groups include methoxycarbonyl and ethoxycarbonyl. The bond to the parent moiety is through the carbonyl.

"Aryloxycarbonyl" means an aryl-O-C(O)- group. Non-limiting examples of suitable aryloxycarbonyl groups include phenoxycarbonyl and naphthoxycarbonyl. The bond to the parent moiety is through the carbonyl.

10 "Aralkoxycarbonyl" means an aralkyl-O-C(O)- group. Non-limiting example of a suitable aralkoxycarbonyl group is benzyloxycarbonyl. The bond to the parent moiety is through the carbonyl.

15 "Alkylsulfonyl" means an alkyl-S(O₂)- group. Preferred groups are those in which the alkyl group is lower alkyl. The bond to the parent moiety is through the sulfonyl.

"Arylsulfonyl" means an aryl-S(O₂)- group. The bond to the parent moiety is through the sulfonyl.

20 The term "substituted" means that one or more hydrogens on the designated atom is replaced with a selection from the indicated group, provided that the designated atom's normal valency under the existing circumstances is not exceeded, and that the substitution results in a stable compound. Combinations of substituents and/or variables are permissible only if such combinations result in stable compounds. By "stable compound" or "stable structure" is meant a compound that is sufficiently robust to survive isolation to a useful degree of purity from a reaction mixture, and formulation into an efficacious therapeutic agent.

25 The term "optionally substituted" means optional substitution with the specified groups, radicals or moieties.

30 The term "isolated" or "in isolated form" for a compound refers to the physical state of said compound after being isolated from a synthetic process or natural source or combination thereof. The term "purified" or "in purified form" for a compound refers to the physical state of said compound after being obtained from a purification process or processes described herein or well known to the

skilled artisan, in sufficient purity to be characterizable by standard analytical techniques described herein or well known to the skilled artisan.

It should also be noted that any heteroatom with unsatisfied valences in the text, schemes, examples and Tables herein is assumed to have the hydrogen
5 atom(s) to satisfy the valences.

When a functional group in a compound is termed "protected", this means that the group is in modified form to preclude undesired side reactions at the protected site when the compound is subjected to a reaction. Suitable protecting groups will be recognized by those with ordinary skill in the art as well as by
10 reference to standard textbooks such as, for example, T. W. Greene *et al*, *Protective Groups in organic Synthesis* (1991), Wiley, New York.

When any variable (e.g., aryl, heterocycle, R^2 , etc.) occurs more than one time in any constituent or in Formula III or Formula IV, its definition on each occurrence is independent of its definition at every other occurrence.

15 As used herein, the term "composition" is intended to encompass a product comprising the specified ingredients in the specified amounts, as well as any product which results, directly or indirectly, from combination of the specified ingredients in the specified amounts.

Prodrugs and solvates of the compounds of the invention are also
20 contemplated herein. The term "prodrug", as employed herein, denotes a compound that is a drug precursor which, upon administration to a subject, undergoes chemical conversion by metabolic or chemical processes to yield a compound of Formula III or Formula IV or a salt and/or solvate thereof. A discussion of prodrugs is provided in T. Higuchi and V. Stella, *Pro-drugs as Novel*
25 *Delivery Systems* (1987) 14 of the A.C.S. Symposium Series, and in *Bioreversible Carriers in Drug Design*, (1987) Edward B. Roche, ed., American Pharmaceutical Association and Pergamon Press.

"Solvate" means a physical association of a compound of this invention
30 with one or more solvent molecules. This physical association involves varying degrees of ionic and covalent bonding, including hydrogen bonding. In certain instances the solvate will be capable of isolation, for example when one or more

solvent molecules are incorporated in the crystal lattice of the crystalline solid.

"Solvate" encompasses both solution-phase and isolatable solvates. Non-limiting examples of suitable solvates include ethanolates, methanolates, and the like.

"Hydrate" is a solvate wherein the solvent molecule is H₂O.

5 "Effective amount" or "therapeutically effective amount" is meant to describe an amount of compound or a composition of the present invention effective in inhibiting the CDK(s) and thus producing the desired therapeutic, ameliorative, inhibitory or preventative effect.

The compounds of Formula III and Formula IV can form salts which are
10 also within the scope of this invention. Reference to a compound of Formula III or Formula IV herein is understood to include reference to salts thereof, unless otherwise indicated. The term "salt(s)", as employed herein, denotes acidic salts formed with inorganic and/or organic acids, as well as basic salts formed with inorganic and/or organic bases. In addition, when a compound of Formula III or
15 Formula IV contains both a basic moiety, such as, but not limited to a pyridine or imidazole, and an acidic moiety, such as, but not limited to a carboxylic acid, zwitterions ("inner salts") may be formed and are included within the term "salt(s)" as used herein. Pharmaceutically acceptable (i.e., non-toxic, physiologically acceptable) salts are preferred, although other salts are also useful. Salts of the
20 compounds of the Formula III or Formula IV may be formed, for example, by reacting a compound of Formula III or Formula IV respectively with an amount of acid or base, such as an equivalent amount, in a medium such as one in which the salt precipitates or in an aqueous medium followed by lyophilization.

Exemplary acid addition salts include acetates, ascorbates, benzoates,
25 benzenesulfonates, bisulfates, borates, butyrates, citrates, camphorates, camphorsulfonates, fumarates, hydrochlorides, hydrobromides, hydroiodides, lactates, maleates, methanesulfonates, naphthalenesulfonates, nitrates, oxalates, phosphates, propionates, salicylates, succinates, sulfates, tartarates, thiocyanates, toluenesulfonates (also known as tosylates,) and the like.
30 Additionally, acids which are generally considered suitable for the formation of pharmaceutically useful salts from basic pharmaceutical compounds are discussed, for example, by S. Berge *et al*, *Journal of Pharmaceutical Sciences*

(1977) 66(1) 1-19; P. Gould, *International J. of Pharmaceutics* (1986) 33 201-217; Anderson *et al*, *The Practice of Medicinal Chemistry* (1996), Academic Press, New York; and in *The Orange Book* (Food & Drug Administration, Washington, D.C. on their website).

5

Exemplary basic salts include ammonium salts, alkali metal salts such as sodium, lithium, and potassium salts, alkaline earth metal salts such as calcium and magnesium salts, salts with organic bases (for example, organic amines) such as dicyclohexylamines, t-butyl amines, and salts with amino acids such as arginine, lysine and the like. Basic nitrogen-containing groups may be quaternized with agents such as lower alkyl halides (e.g. methyl, ethyl, and butyl chlorides, bromides and iodides), dialkyl sulfates (e.g. dimethyl, diethyl, and dibutyl sulfates), long chain halides (e.g. decyl, lauryl, and stearyl chlorides, bromides and iodides), aralkyl halides (e.g. benzyl and phenethyl bromides), and others.

All such acid salts and base salts are intended to be pharmaceutically acceptable salts within the scope of the invention and all acid and base salts are considered equivalent to the free forms of the corresponding compounds for purposes of the invention.

Compounds of Formula III and Formula IV, and salts, solvates and prodrugs thereof, may exist in their tautomeric form (for example, as an amide or imino ether). All such tautomeric forms are contemplated herein as part of the present invention.

All stereoisomers (for example, geometric isomers, optical isomers and the like) of the present compounds (including those of the salts, solvates and prodrugs of the compounds as well as the salts and solvates of the prodrugs), such as those which may exist due to asymmetric carbons on various substituents, including enantiomeric forms (which may exist even in the absence of asymmetric carbons), rotameric forms, atropisomers, and diastereomeric forms, are contemplated within the scope of this invention, as are positional isomers (such as, for example, 4-pyridyl and 3-pyridyl). Individual stereoisomers of the compounds of the invention may, for example, be substantially free of other

isomers, or may be admixed, for example, as racemates or with all other, or other selected, stereoisomers. The chiral centers of the present invention can have the S or R configuration as defined by the *IUPAC* 1974 Recommendations. The use of the terms "salt", "solvate" "prodrug" and the like, is intended to equally apply to
5 the salt, solvate and prodrug of enantiomers, stereoisomers, rotamers, tautomers, positional isomers, racemates or prodrugs of the inventive compounds.

The compounds according to the invention have pharmacological properties; in particular, the compounds of Formula III can be inhibitors of protein kinases such as, for example, the inhibitors of the cyclin-dependent kinases,
10 mitogen-activated protein kinase (MAPK/ERK), glycogen synthase kinase 3(GSK3beta) and the like. The cyclin dependent kinases (CDKs) include, for example, CDC2 (CDK1), CDK2, CDK4, CDK5, CDK6, CDK7 and CDK8. The novel compounds of Formula III and Formula IV are expected to be useful in the therapy of proliferative diseases such as cancer, autoimmune diseases, viral
15 diseases, fungal diseases, neurological/neurodegenerative disorders, arthritis, inflammation, anti-proliferative (e.g., ocular retinopathy), neuronal, alopecia and cardiovascular disease. Many of these diseases and disorders are listed in U.S. 6,413,974 cited earlier.

More specifically, the compounds of Formula III and Formula IV can be
20 useful in the treatment of a variety of cancers, including (but not limited to) the following:

carcinoma, including that of the bladder, breast, colon, kidney, liver, lung, including small cell lung cancer, esophagus, gall bladder, ovary, pancreas, stomach, cervix, thyroid, prostate, and skin, including squamous cell carcinoma;

25 hematopoietic tumors of lymphoid lineage, including leukemia, acute lymphocytic leukemia, acute lymphoblastic leukemia, B-cell lymphoma, T- cell lymphoma, Hodgkins lymphoma, non-Hodgkins lymphoma, hairy cell lymphoma and Burkett's lymphoma;

hematopoietic tumors of myeloid lineage, including acute and chronic
30 myelogenous leukemias, myelodysplastic syndrome and promyelocytic leukemia;

tumors of mesenchymal origin, including fibrosarcoma and rhabdomyosarcoma;

tumors of the central and peripheral nervous system, including astrocytoma, neuroblastoma, glioma and schwannomas; and

other tumors, including melanoma, seminoma, teratocarcinoma, osteosarcoma, xenoderma pigmentosum, keratoanthoma, thyroid follicular
5 cancer and Kaposi's sarcoma.

Due to the key role of CDKs in the regulation of cellular proliferation in general, inhibitors could act as reversible cytostatic agents which may be useful in the treatment of any disease process which features abnormal cellular proliferation, e.g., benign prostate hyperplasia, familial adenomatous polyposis,
10 neuro-fibromatosis, atherosclerosis, pulmonary fibrosis, arthritis, psoriasis, glomerulonephritis, restenosis following angioplasty or vascular surgery, hypertrophic scar formation, inflammatory bowel disease, transplantation rejection, endotoxic shock, and fungal infections.

Compounds of Formula III and Formula IV may also be useful in the
15 treatment of Alzheimer's disease, as suggested by the recent finding that CDK5 is involved in the phosphorylation of tau protein (*J. Biochem*, (1995) 117, 741-749).

Compounds of Formula III and Formula IV may induce or inhibit apoptosis. The apoptotic response is aberrant in a variety of human diseases. Compounds of Formula III, as modulators of apoptosis, will be useful in the treatment of cancer
20 (including but not limited to those types mentioned hereinabove), viral infections (including but not limited to herpesvirus, poxvirus, Epstein- Barr virus, Sindbis virus and adenovirus), prevention of AIDS development in HIV-infected individuals, autoimmune diseases (including but not limited to systemic lupus, erythematosus, autoimmune mediated glomerulonephritis, rheumatoid arthritis, psoriasis,
25 inflammatory bowel disease, and autoimmune diabetes mellitus), neurodegenerative disorders (including but not limited to Alzheimer's disease, AIDS-related dementia, Parkinson's disease, amyotrophic lateral sclerosis, retinitis pigmentosa, spinal muscular atrophy and cerebellar degeneration), myelodysplastic syndromes, aplastic anemia, ischemic injury associated with
30 myocardial infarctions, stroke and reperfusion injury, arrhythmia, atherosclerosis, toxin-induced or alcohol related liver diseases, hematological diseases (including but not limited to chronic anemia and aplastic anemia), degenerative diseases of

the musculoskeletal system (including but not limited to osteoporosis and arthritis) aspirin-sensitive rhinosinusitis, cystic fibrosis, multiple sclerosis, kidney diseases and cancer pain.

Compounds of Formula III and Formula IV, as inhibitors of the CDKs, can modulate the level of cellular RNA and DNA synthesis. These agents would therefore be useful in the treatment of viral infections (including but not limited to HIV, human papilloma virus, herpesvirus, poxvirus, Epstein-Barr virus, Sindbis virus and adenovirus).

Compounds of Formula III and Formula IV may also be useful in the chemoprevention of cancer. Chemoprevention is defined as inhibiting the development of invasive cancer by either blocking the initiating mutagenic event or by blocking the progression of pre-malignant cells that have already suffered an insult or inhibiting tumor relapse.

Compounds of Formula III and Formula IV may also be useful in inhibiting tumor angiogenesis and metastasis.

Compounds of Formula III and Formula IV may also act as inhibitors of other protein kinases, e.g., protein kinase C, her2, raf 1, MEK1, MAP kinase, EGF receptor, PDGF receptor, IGF receptor, PI3 kinase, wee1 kinase, Src, Abl and thus be effective in the treatment of diseases associated with other protein kinases.

Another aspect of this invention is a method of treating a mammal (e.g., human) having a disease or condition associated with the CDKs by administering a therapeutically effective amount of at least one compound of Formula III or Formula IV, or a pharmaceutically acceptable salt or solvate of said compound to the mammal.

A preferred dosage is about 0.001 to 500 mg/kg of body weight/day of the compound of Formula III or Formula IV. An especially preferred dosage is about 0.01 to 25 mg/kg of body weight/day of a compound of Formula III or Formula IV, or a pharmaceutically acceptable salt or solvate of said compound.

The compounds of this invention may also be useful in combination (administered together or sequentially) with one or more of anti-cancer treatments such as radiation therapy, and/or one or more anti-cancer agents selected from the group consisting of cytostatic agents, cytotoxic agents (such as for example,

but not limited to, DNA interactive agents (such as cisplatin or doxorubicin)); taxanes (e.g. taxotere,TM taxol); topoisomerase II inhibitors (such as etoposide); topoisomerase I inhibitors (such as irinotecan (or CPT-11), camptostar, or topotecan); tubulin interacting agents (such as paclitaxel, docetaxel or the
5 epothilones); hormonal agents (such as tamoxifen); thymidilate synthase inhibitors (such as 5-fluorouracil); anti-metabolites (such as methotrexate); alkylating agents (such as temozolomide (TEMODARTM from Schering-Plough Corporation, Kenilworth, New Jersey), cyclophosphamide); Farnesyl protein transferase inhibitors (such as, SARASARTM(4-[2-[4-[(11R)-3,10-dibromo-8-chloro-6,11-
10 dihydro-5H-benzo[5,6]cyclohepta[1,2-b]pyridin-11-yl]-1-piperidinyl]-2-oxoehtyl]-1-piperidinecarboxamide, or SCH 66336 from Schering-Plough Corporation, Kenilworth, New Jersey), tipifarnib (Zarnestra[®] or R115777 from Janssen Pharmaceuticals), L778,123 (a farnesyl protein transferase inhibitor from Merck & Company, Whitehouse Station, New Jersey), BMS 214662 (a farnesyl protein
15 transferase inhibitor from Bristol-Myers Squibb Pharmaceuticals, Princeton, New Jersey); signal transduction inhibitors (such as, Iressa (from Astra Zeneca Pharmaceuticals, England), TarcevaTM (EGFR kinase inhibitors), antibodies to EGFR (e.g., C225), GLEEVECTM (C-abl kinase inhibitor from Novartis Pharmaceuticals, East Hanover, New Jersey); interferons such as, for example,
20 intron (from Schering-Plough Corporation), Peg-Intron (from Schering-Plough Corporation); hormonal therapy combinations; aromatase combinations; ara-C, adriamycin, cytoxan, and gemcitabine.

Other anti-cancer (also known as anti-neoplastic) agents include but are not limited to Uracil mustard, Chloromethine, Ifosfamide, Melphalan, Chlorambucil,
25 Pipobroman, Triethylenemelamine, Triethylenethiophosphoramine, Busulfan, Carmustine, Lomustine, Streptozocin, Dacarbazine, Floxuridine, Cytarabine, 6-Mercaptopurine, 6-Thioguanine, Fludarabine phosphate, oxaliplatin, leucovirin, oxaliplatin (ELOXATINTM from Sanofi-Synthelabo Pharmaceuticals, France), Pentostatine, Vinblastine, Vincristine, Vindesine, Bleomycin, Dactinomycin,
30 Daunorubicin, Doxorubicin, Epirubicin, Idarubicin, Mithramycin, Deoxycoformycin, Mitomycin-C, L-Asparaginase, Teniposide 17 α -Ethinylestradiol, Diethylstilbestrol, Testosterone, Prednisone, Fluoxymesterone, Dromostanolone propionate,

Testolactone, Megestrolacetate, Methylprednisolone, Methyltestosterone, Prednisolone, Triamcinolone, Chlorotrianisene, Hydroxyprogesterone, Aminoglutethimide, Estramustine, Medroxyprogesteroneacetate, Leuprolide, Flutamide, Toremifene, goserelin, Cisplatin, Carboplatin, Hydroxyurea, 5 Amsacrine, Procarbazine, Mitotane, Mitoxantrone, Levamisole, Navelbene, Anastrozole, Letrozole, Capecitabine, Reloxafine, Droloxafine, or Hexamethylmelamine.

If formulated as a fixed dose, such combination products employ the compounds of this invention within the dosage range described herein and the 0 other pharmaceutically active agent or treatment within its dosage range. For example, the CDC2 inhibitor olomucine has been found to act synergistically with known cytotoxic agents in inducing apoptosis (*J. Cell Sci.*, (1995) 108, 2897. Compounds of Formula III or Formula IV may also be administered sequentially with known anticancer or cytotoxic agents when a combination formulation is 15 inappropriate. The invention is not limited in the sequence of administration; compounds of Formula III or Formula IV may be administered either prior to or after administration of the known anticancer or cytotoxic agent. For example, the cytotoxic activity of the cyclin-dependent kinase inhibitor flavopiridol is affected by the sequence of administration with anticancer agents. *Cancer Research*, (1997) 20 57, 3375. Such techniques are within the skills of persons skilled in the art as well as attending physicians.

Accordingly, in an aspect, this invention includes combinations comprising an amount of at least one compound of Formula III or Formula IV, or a pharmaceutically acceptable salt or solvate thereof, and an amount of one or 25 more anti-cancer treatments and anti-cancer agents listed above wherein the amounts of the compounds/ treatments result in desired therapeutic effect.

The pharmacological properties of the compounds of this invention may be confirmed by a number of pharmacological assays. The exemplified pharmacological assays which are described later have been carried out with the 30 compounds according to the invention and their salts.

This invention is also directed to pharmaceutical compositions which comprise at least one compound of Formula III or Formula IV, or a

pharmaceutically acceptable salt or solvate of said compound and at least one pharmaceutically acceptable carrier.

For preparing pharmaceutical compositions from the compounds described by this invention, inert, pharmaceutically acceptable carriers can be either solid or liquid. Solid form preparations include powders, tablets, dispersible granules, capsules, cachets and suppositories. The powders and tablets may be comprised of from about 5 to about 95 percent active ingredient. Suitable solid carriers are known in the art, e.g., magnesium carbonate, magnesium stearate, talc, sugar or lactose. Tablets, powders, cachets and capsules can be used as solid dosage forms suitable for oral administration. Examples of pharmaceutically acceptable carriers and methods of manufacture for various compositions may be found in A. Gennaro (ed.), *Remington's Pharmaceutical Sciences*, 18th Edition, (1990), Mack Publishing Co., Easton, Pennsylvania.

Liquid form preparations include solutions, suspensions and emulsions. As an example may be mentioned water or water-propylene glycol solutions for parenteral injection or addition of sweeteners and opacifiers for oral solutions, suspensions and emulsions. Liquid form preparations may also include solutions for intranasal administration.

Aerosol preparations suitable for inhalation may include solutions and solids in powder form, which may be in combination with a pharmaceutically acceptable carrier, such as an inert compressed gas, e.g. nitrogen.

Also included are solid form preparations that are intended to be converted, shortly before use, to liquid form preparations for either oral or parenteral administration. Such liquid forms include solutions, suspensions and emulsions.

The compounds of the invention may also be deliverable transdermally. The transdermal compositions can take the form of creams, lotions, aerosols and/or emulsions and can be included in a transdermal patch of the matrix or reservoir type as are conventional in the art for this purpose.

The compounds of this invention may also be delivered subcutaneously. Preferably the compound is administered orally.

Preferably, the pharmaceutical preparation is in a unit dosage form. In such form, the preparation is subdivided into suitably sized unit doses containing

appropriate quantities of the active component, e.g., an effective amount to achieve the desired purpose.

The quantity of active compound in a unit dose of preparation may be varied or adjusted from about 1 mg to about 100 mg, preferably from about 1 mg to about 50 mg, more preferably from about 1 mg to about 25 mg, according to the particular application.

The actual dosage employed may be varied depending upon the requirements of the patient and the severity of the condition being treated. Determination of the proper dosage regimen for a particular situation is within the skill of the art. For convenience, the total daily dosage may be divided and administered in portions during the day as required.

The amount and frequency of administration of the compounds of the invention and/or the pharmaceutically acceptable salts thereof will be regulated according to the judgment of the attending clinician considering such factors as age, condition and size of the patient as well as severity of the symptoms being treated. A typical recommended daily dosage regimen for oral administration can range from about 1 mg/day to about 500 mg/day, preferably 1 mg/day to 200 mg/day, in two to four divided doses.

Another aspect of this invention is a kit comprising a therapeutically effective amount of at least one compound of Formula III or Formula IV, or a pharmaceutically acceptable salt or solvate of said compound and a pharmaceutically acceptable carrier, vehicle or diluent.

Yet another aspect of this invention is a kit comprising an amount of at least one compound of Formula III or Formula IV, or a pharmaceutically acceptable salt or solvate of said compound and an amount of at least one anticancer therapy and/or anti-cancer agent listed above, wherein the amounts of the two or more ingredients result in desired therapeutic effect.

The invention disclosed herein is exemplified by the following preparations and examples which should not be construed to limit the scope of the disclosure. Alternative mechanistic pathways and analogous structures will be apparent to those skilled in the art.

Where NMR data are presented, ^1H spectra were obtained on either a Varian VXR-200 (200 MHz, ^1H), Varian Gemini-300 (300 MHz) or XL-400 (400 MHz) and are reported as ppm down field from Me_4Si with number of protons, multiplicities, and coupling constants in Hertz indicated parenthetically. Where

5 LC/MS data are presented, analyses was performed using an Applied Biosystems API-100 mass spectrometer and Shimadzu SCL-10A LC column: Altech platinum C18, 3 micron, 33mm x 7mm ID; gradient flow: 0 min – 10% CH_3CN , 5 min – 95% CH_3CN , 7 min – 95% CH_3CN , 7.5 min – 10% CH_3CN , 9 min – stop. The retention time and observed parent ion are given.

0 The following solvents and reagents may be referred to by their abbreviations in parenthesis:

Thin layer chromatography: TLC

dichloromethane: CH_2Cl_2

ethyl acetate: AcOEt or EtOAc

5 methanol: MeOH

trifluoroacetate: TFA

triethylamine: Et_3N or TEA

butoxycarbonyl: n-Boc or Boc

nuclear magnetic resonance spectroscopy: NMR

10 liquid chromatography mass spectrometry: LCMS

high resolution mass spectrometry: HRMS

milliliters: mL

millimoles: mmol

microliters: μl

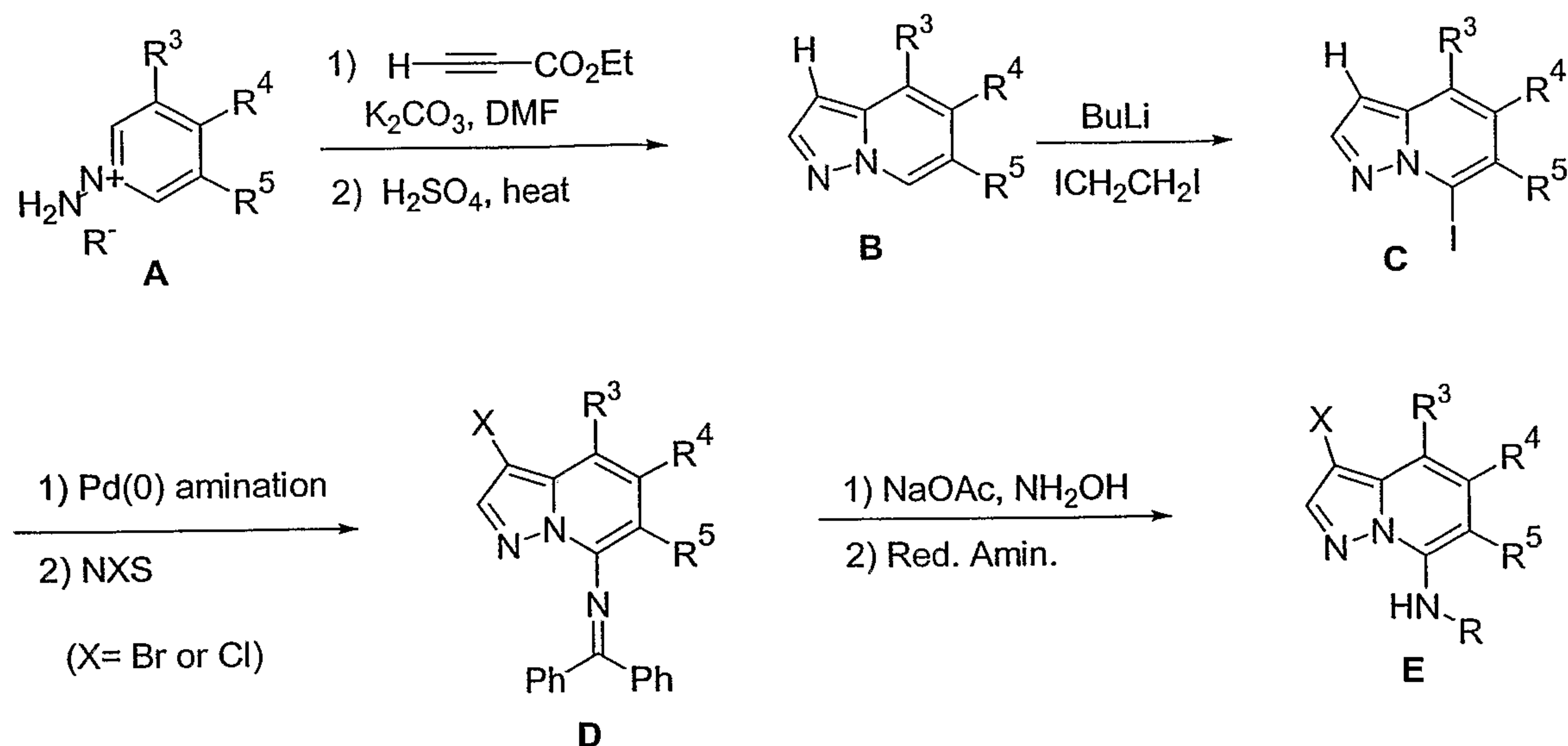
25 grams: g

milligrams: mg

room temperature or rt (ambient): about 25°C .

EXAMPLES

Compounds of Type E can be prepared as illustrated in Scheme 1:

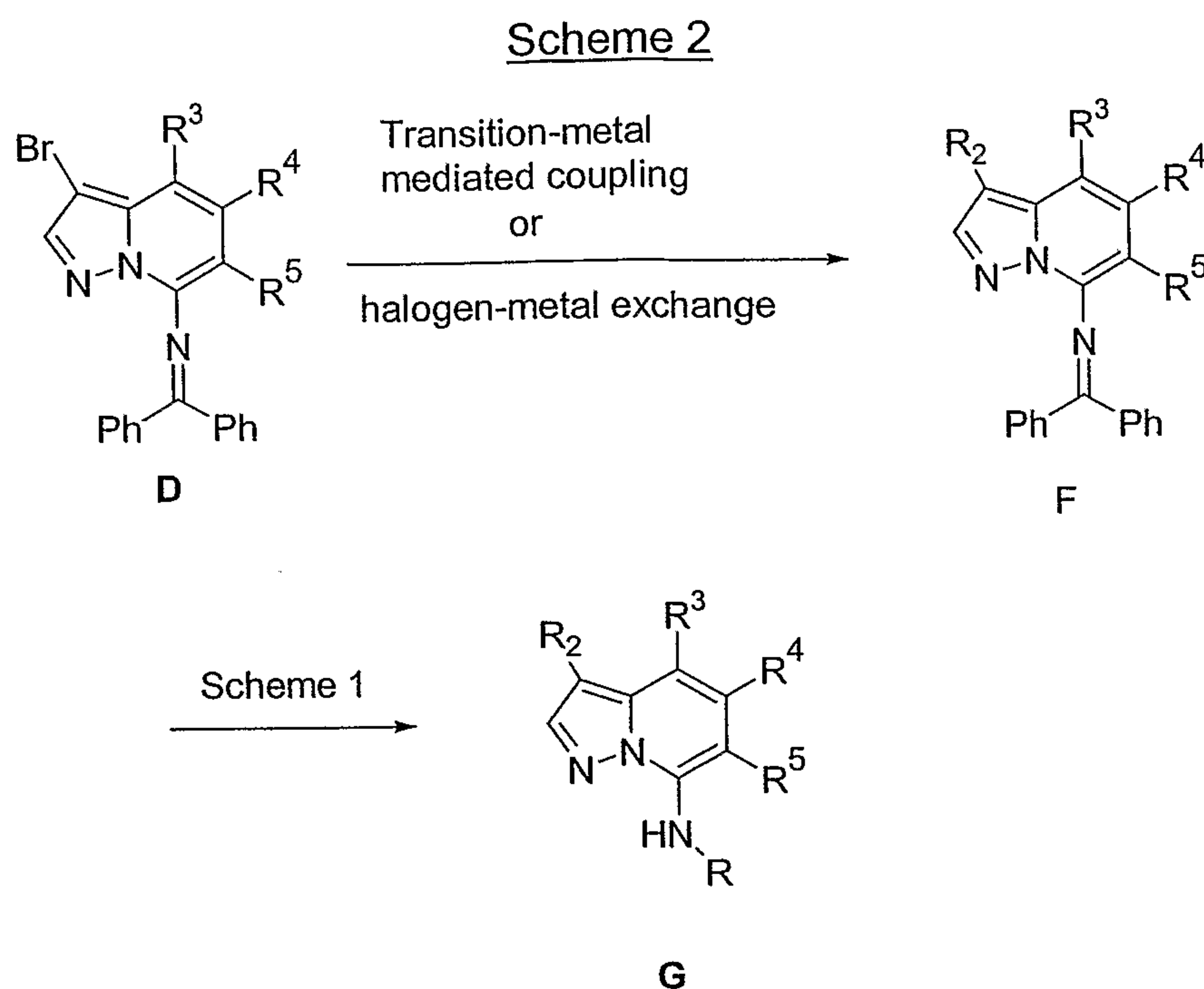
Scheme 1

The 1-aminopyridinium salts **A** can be prepared by treatment of the appropriately substituted pyridine with O-(mesitylsulfonyl)hydroxylamine according to literature procedure (*Synthesis* **1977**, 1-17). Pyridinium salts of type **A** can be treated with ethyl propiolate in the presence of K_2CO_3 to afford a cycloadduct which can be decarboxylated in the presence of strong acid to afford compounds of type **B** (*J. Med. Chem.* **2001**, 44, 2691-2694.) Regioselective lithiation and subsequent iodination provides the 7-iodo derivative of type **C** (*J. Org. Chem.* **1992**, 57, 5538 & *Synthesis* **2000**, 12, 1727-1732). Treatment of **C** under Pd-catalyzed amination conditions afforded the corresponding benzophenone imine intermediate which can be in turn regioselectively brominated by treatment with N-bromosuccinimide in acetonitrile. The imine can be liberated by treatment under amine exchange conditions followed by reductive amination to afford the corresponding benzylic type of compound **E**.

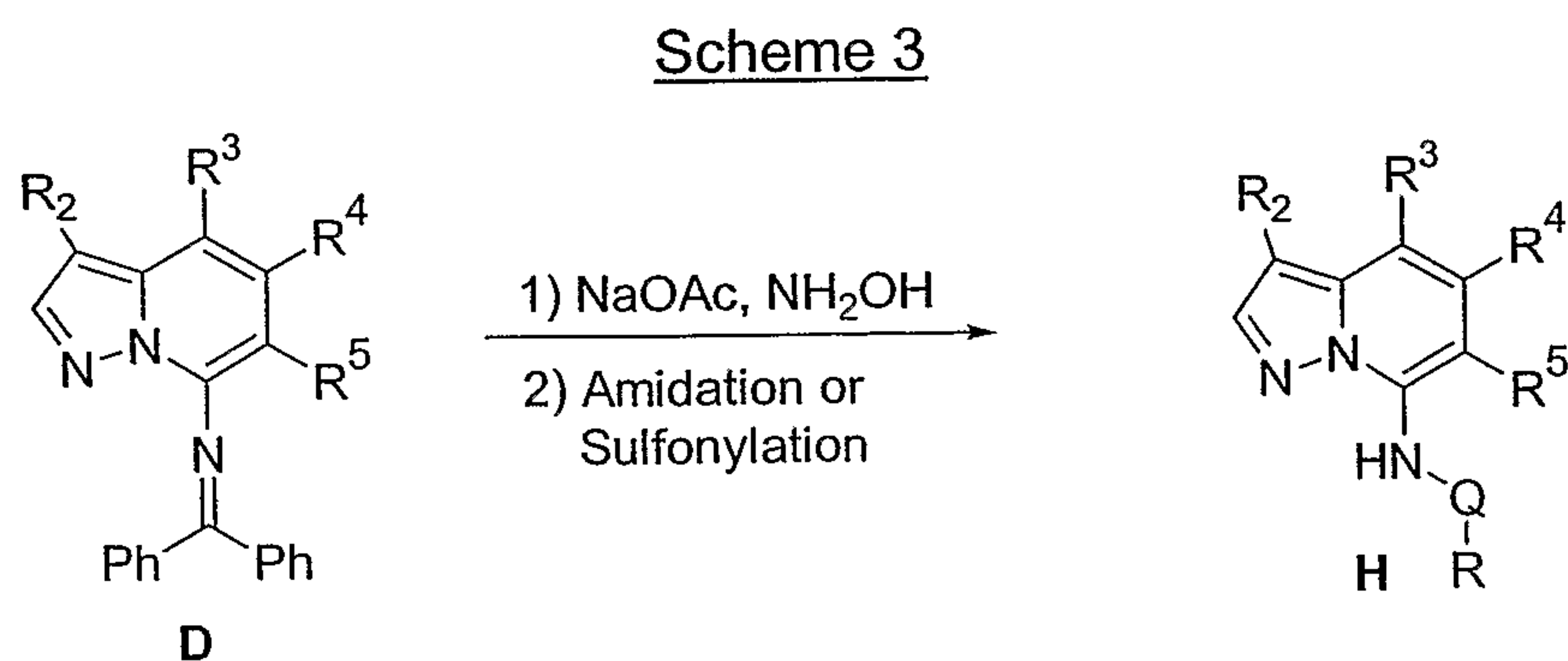
10

15

31



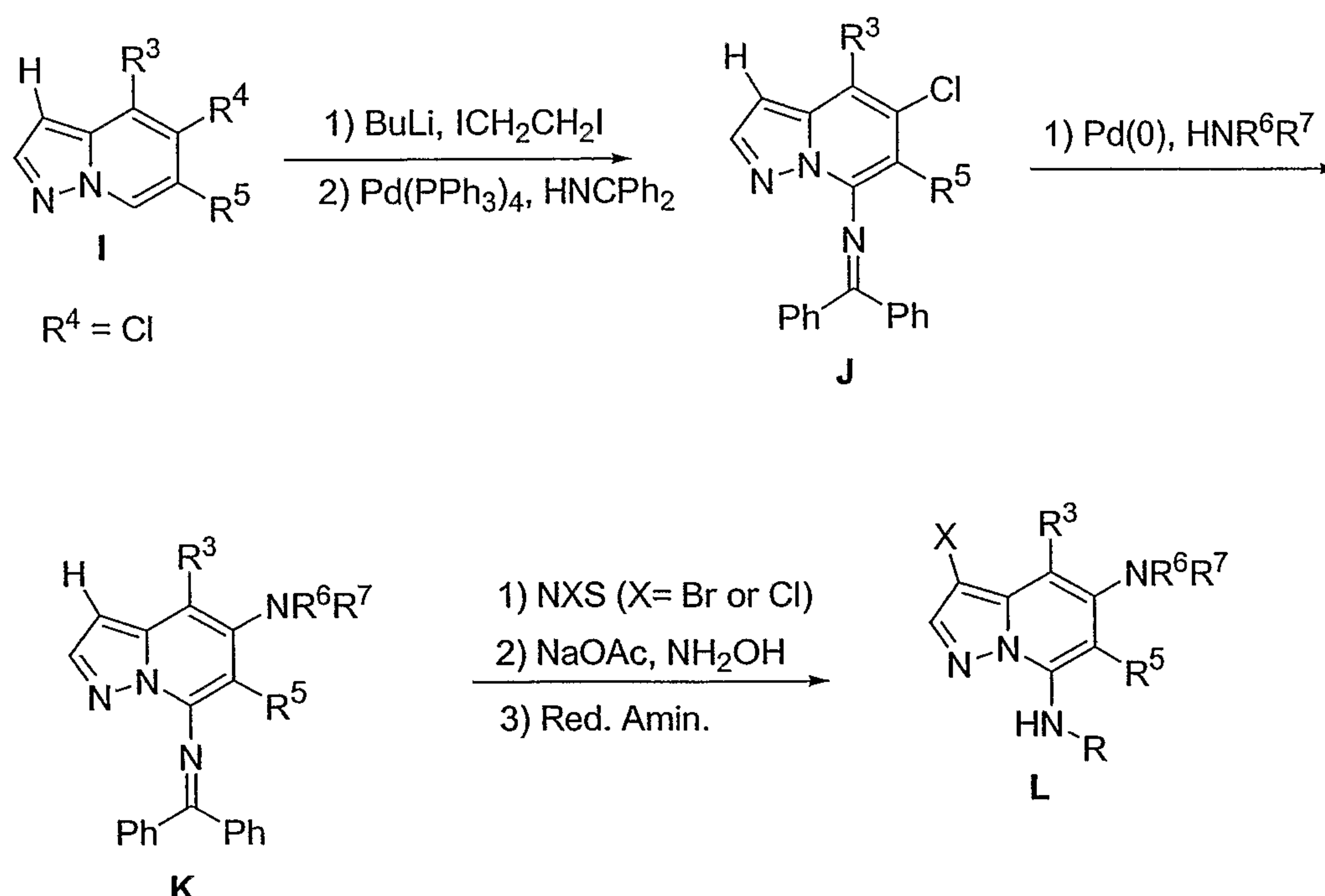
Alteration of the 3-substituent can be accomplished via intermediate **D**, via
 5 either a transition-metal mediate coupling or halogen-metal exchange followed by
 electrophilic quenching to afford structural type **F** (Scheme 2). With compound **F**
 in hand, two-step modification as per Scheme 1 should afford compounds of
 structural type **G**.



10 Amine exchange followed by either treatment of **D** with an acid chloride or
 sulfonyl chloride in the presence of a base such as pyridine affords compounds of
 structural type **H**.

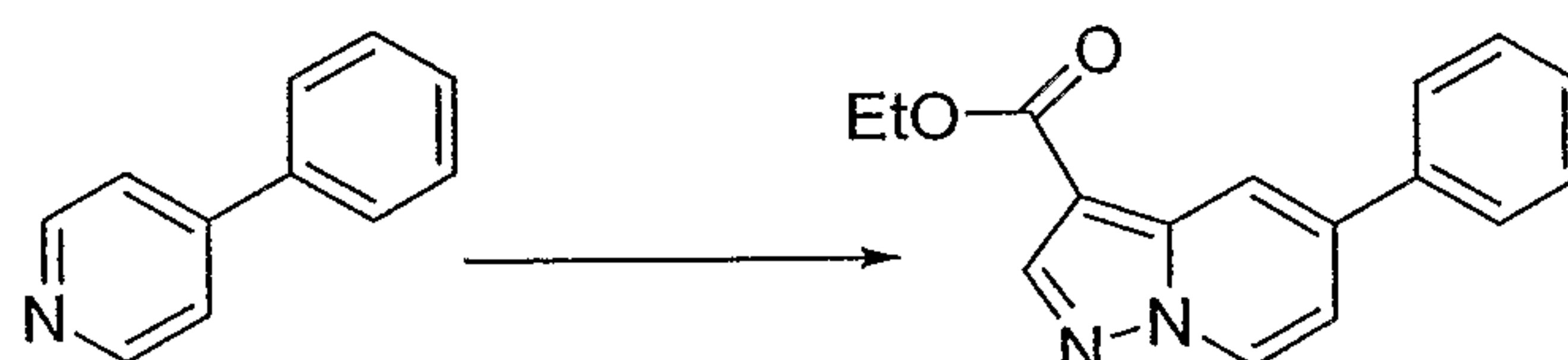
15

Scheme 4



Treatment of compound **I** ($\text{R}^4 = \text{Cl}$) under analogous conditions as described in Scheme 1 would afford the desired 4-Cl imine adduct **J**. Pd-mediated amination conditions (Ref) here should afford the desired amino adduct **K**. Electrophilic halogenation followed by imine deprotection and subsequent reductive amination of the resultant aniline intermediate (according to Scheme 1) should afford the desired amino adducts of type **L**.

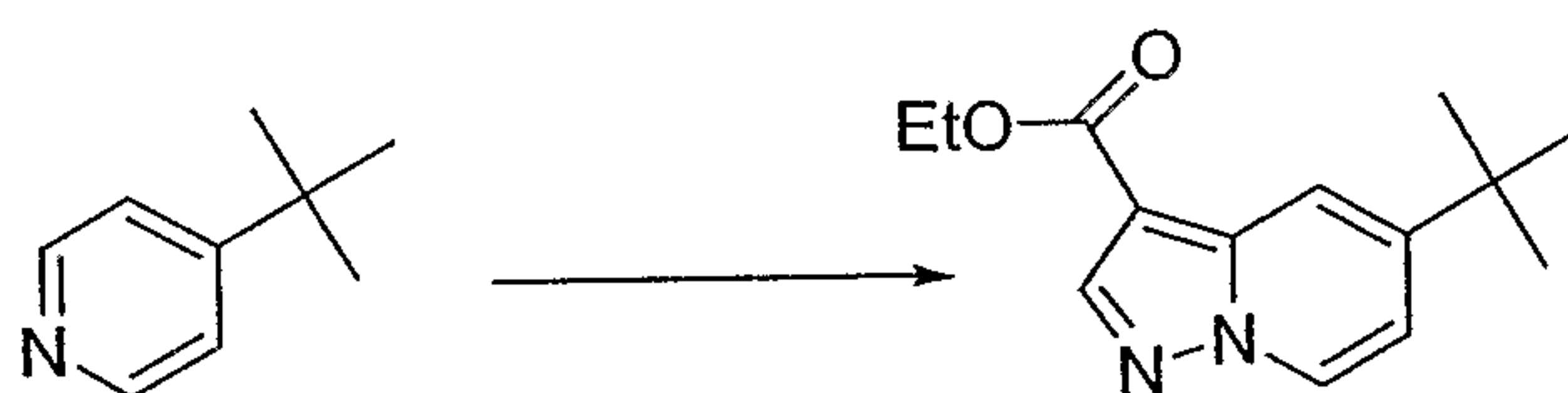
PREPARATIVE EXAMPLE 10



To a solution of 4-phenyl pyridine (0.5 g, 3.22 mmol) in CH_2Cl_2 (4 mL) at 0°C was added O-mesitylhydroxylamine (0.69 g, 3.22 mmol) in CH_2Cl_2 (4 mL) dropwise to afford a yellow, homogenous mixture. The mixture was stirred for 15 min at 0°C and 30 min at rt. The mixture was concentrated under reduced pressure and was taken onto the next transformation without purification. To a solution of pyridine salt from above (3.22 mmol) in DMF (10 mL) at rt was added K_2CO_3 (0.67 g, 4.83 mmol) followed by dropwise addition of ethyl propiolate (0.36 mL, 3.54 mmol). The heterogeneous mixture was stirred open to air for 14 h


whereupon the mixture was filtered and concentrated under reduced pressure. The crude oil was partitioned between Et₂O (30 mL) and water (10 mL) and the layers were separated. The aqueous layer was extracted with Et₂O (2 x 30 mL) and the organic layers were combined. The organic layer was washed with brine (1 x 10 mL), dried (Mg₂SO₄), filtered, and concentrated under reduced pressure. The crude product was purified by prep TLC (8 x 1000 μM) eluting with hexanes/EtOAc (4:1) to afford 0.51 g (59%) of a yellow solid [M + H = 267.0].

PREPARATIVE EXAMPLE 15



By the same procedure set forth in Preparative Example 10, except starting with 4-tert-butyl pyridine, the parent pyrazolopyridine was prepared in 40% yield as a reddish solid [M + H = 247.0].

PREPARATIVE EXAMPLE 20



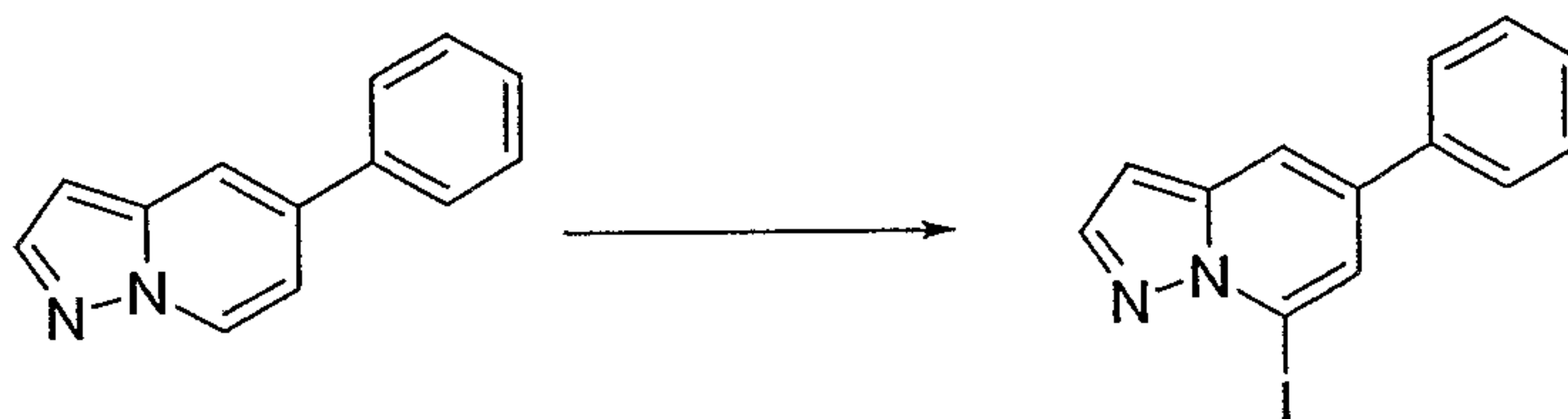
To a round bottom flask charged with ester from Preparative Example 10 (0.33 g, 1.2 mmol) was added 50% H₂SO₄ (v/v) (15 mL) and the resulting mixture was refluxed for 4 h. The mixture was cooled to 0°C and was sequentially treated with 2M NaOH (10 mL) followed by solid NaHCO₃ (2 g). CH₂Cl₂ (25 mL) was added, the layers were separated, and the aqueous layer was extracted with CH₂Cl₂ (2 x 25 mL). The organic layers were combined, washed with brine (2 x 10 mL), dried (Na₂SO₄), filtered, and concentrated under reduced pressure. The crude product was purified by prep TLC (8 x 1000 μM) eluting with hexanes/EtOAc (5:1) to afford 0.15 g (63%) of a pink solid [M + H = 195.0].

PREPARATIVE EXAMPLE 25



By the same procedure set forth in Preparative Example 20, except starting with the ester from Preparative Example 15, the pyrazolopyridine was prepared in 80% yield as a light yellow oil [M + H = 175.0].

PREPARATIVE EXAMPLE 30



5

To a solution of pyrazole from Preparative Example 20 (0.15 g, 0.77 mmol) in THF (3 mL) at -78°C was added *n*-BuLi (0.4 mL, 2.5 M in hexanes) dropwise over 10 min. The resulting solution was stirred for 30 min at -78°C whereupon a solution of diiodoethane (0.26 g, 0.92 mmol) in THF (2 mL) was added dropwise over 5 min. The mixture was stirred for 3.5 h at -78°C whereupon sat. aq.

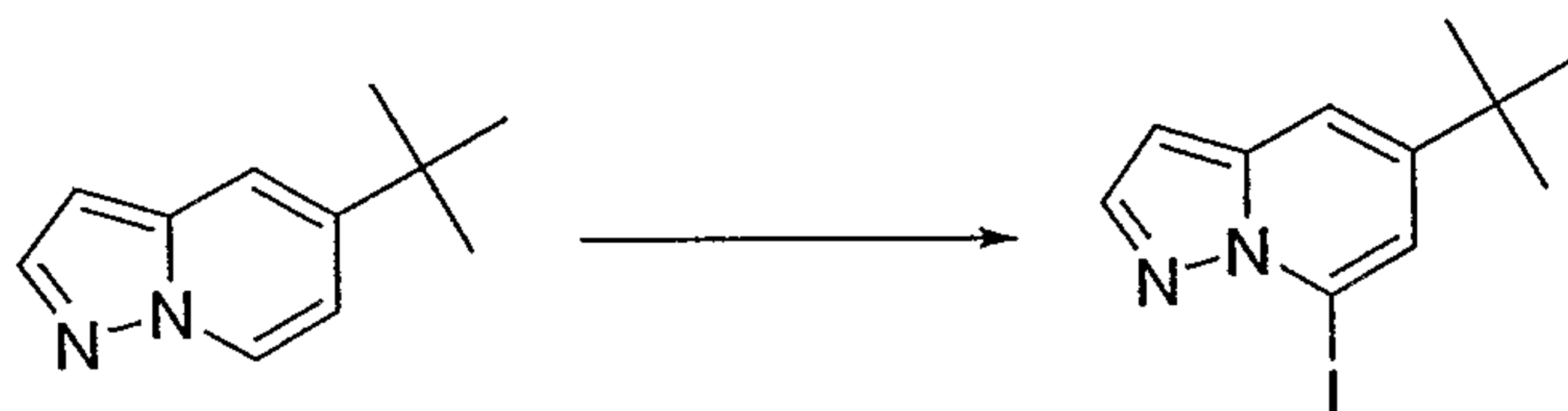
0

NaHCO_3 (10 mL) and CH_2Cl_2 (15 mL) were added. The mixture was warmed to rt and the layers were separated. The aqueous layer was extracted with CH_2Cl_2 (2 x 15 mL) and the organic layers were combined. The organic layer was dried (Na_2SO_4), filtered, and concentrated under reduced pressure. The crude product

15


was purified by prep TLC (8 x 1000 μM) eluting with hexanes/EtOAc (5:1) to afford 0.14 g (55%) of a yellow solid [M + H = 321.1].

PREPARATIVE EXAMPLE 35

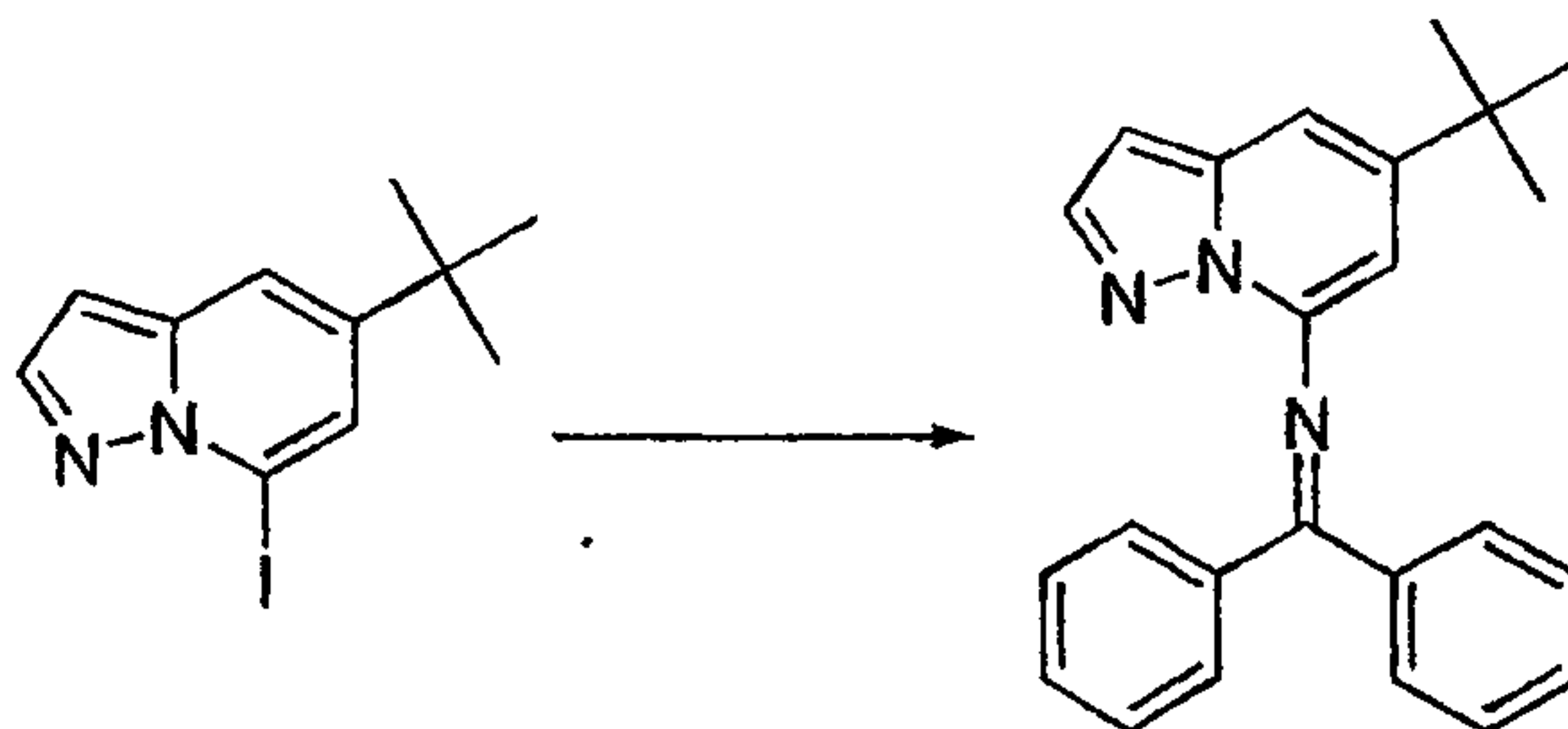


20

By the same procedure set forth in Preparative Example 30, except starting with the ester from Preparative Example 25, the iodo derivative was prepared in 85% yield as a light yellow solid [M + H = 301.0].

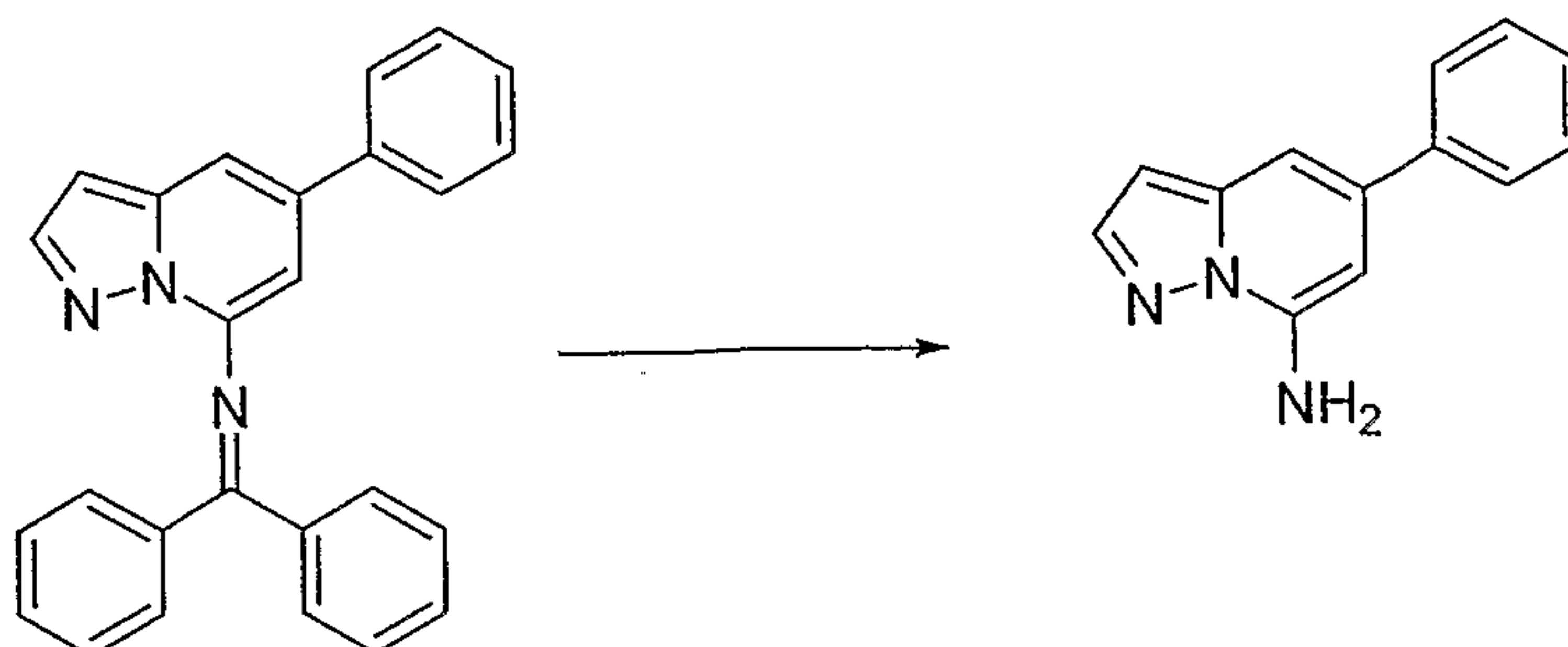
PREPARATIVE EXAMPLE 40

To a round-bottom flask charged with $\text{Pd}(\text{OAc})_2$ (9.0 mg, 0.042 mmol), rac-BINAP (39 mg, 0.063 mmol), and Cs_2CO_3 (0.27 g, 0.84 mmol) was added toluene (1.5 mL) to afford an orange solution. Iodide X (from Preparative Example 30, 0.14 g, 0.42 mmol) in toluene (1.5 mL) was added dropwise followed by addition of benzophenone imine (0.10 mL, 0.63 mmol). The mixture was stirred at reflux for 14 h and was cooled to rt. The mixture was diluted with Et_2O (7 mL) and filtered through a pad of CeliteTM. The resulting filtrate was concentrated under reduced pressure to afford a maroon/orange oil. The crude product was purified by prep TLC (8 x 1000 μM) eluting with hexanes/ EtOAc (5:1) to afford 0.12 g (76%) of an orange oil [$M + H = 374.1$].

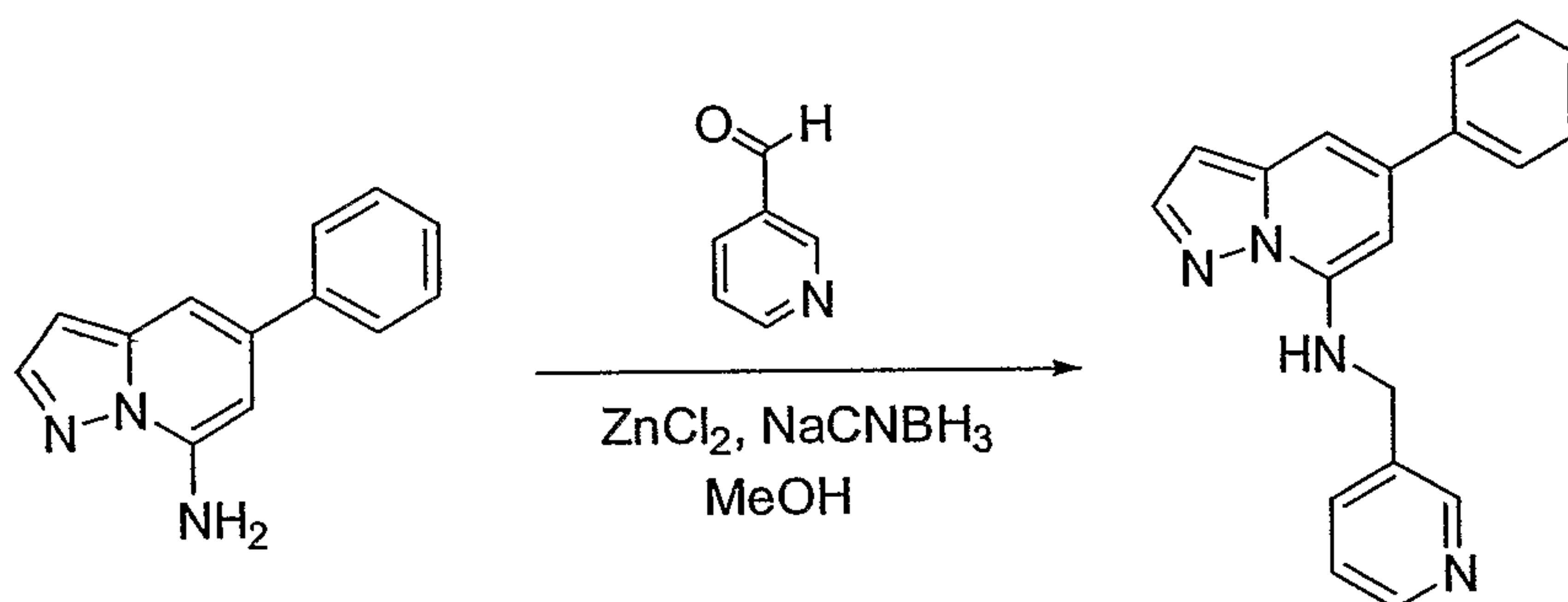
PREPARATIVE EXAMPLE 45

By the same procedure set forth in Preparative Example 40, except starting with the iodide from Preparative Example 35, the amine derivative was prepared in 83% yield as an orange oil [$M + H = 354.1$].

36

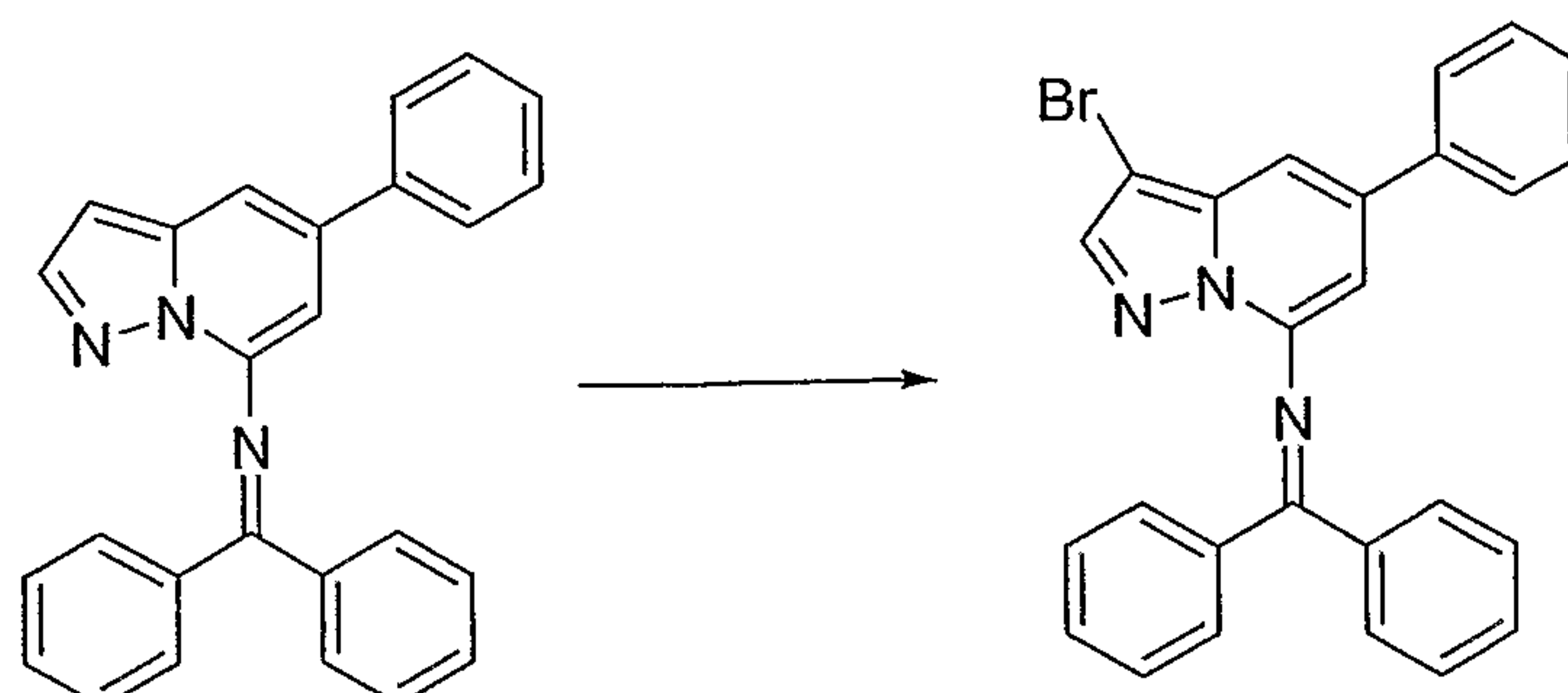
PREPARATIVE EXAMPLE 50

To a solution of imine from Preparative Example 40 (0.12 g, 0.32 mmol) in MeOH (2 mL) at rt was added NH₂OH·HCl (40 mg, 0.58 mmol) and NaOAc (64 mg, 0.78 mmol). The resulting mixture was stirred for 18 h at rt and was concentrated under reduced pressure. The crude product was purified by prep TLC (4 x 1000 μM) eluting with hexanes/EtOAc (5:1) to afford 52 mg (76%) of a light yellow solid [M + H = 210.0].

PREPARATIVE EXAMPLE 55

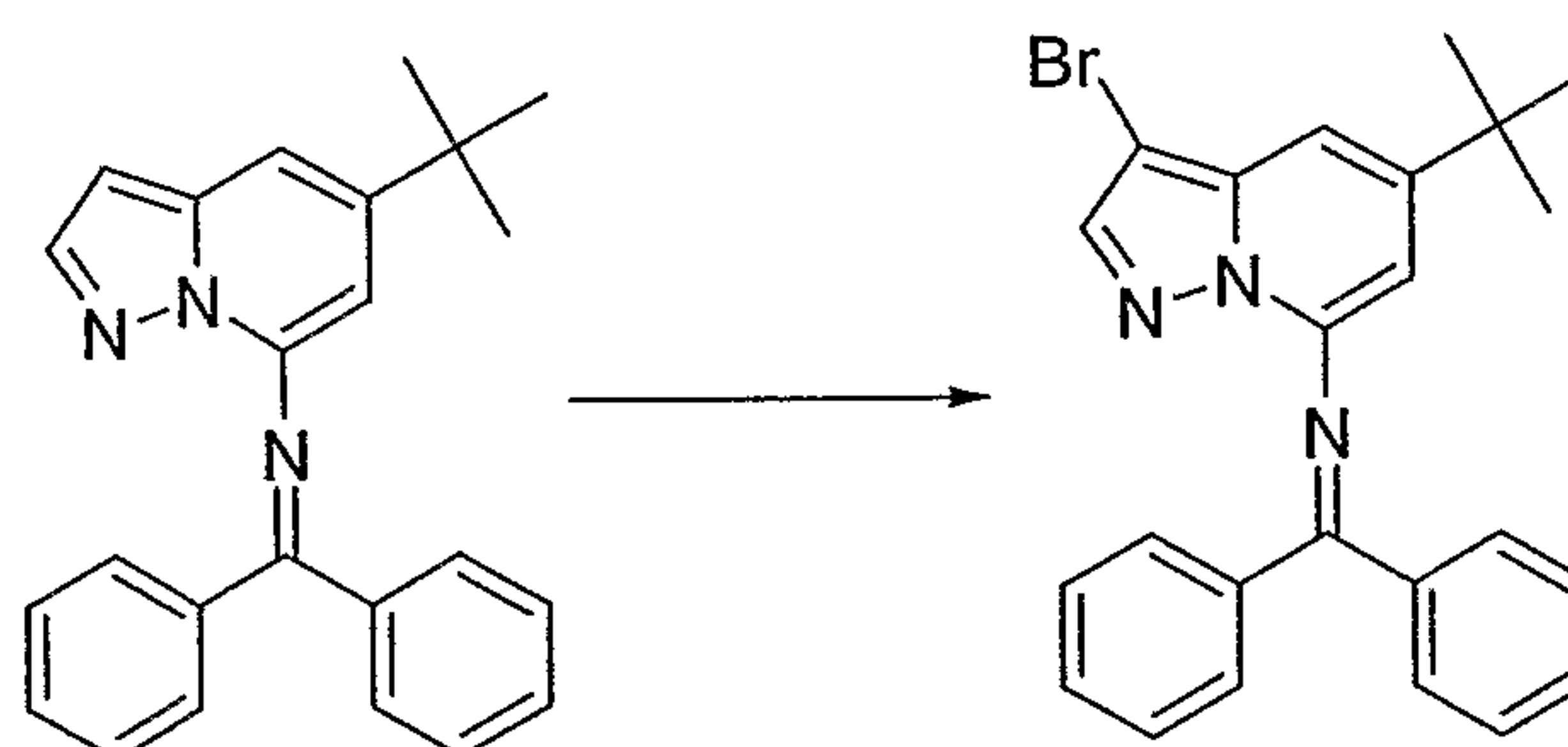
To a solution of aniline from Preparative Example 50 (50 mg, 0.24 mmol) in MeOH (2 mL) at rt was added ZnCl₂ (57 mg, 0.42 mmol) and 3-pyridinecarboxaldehyde (28 μL, 0.30 mmol). The resulting mixture was stirred for 1 h at rt whereupon NaCNBH₃ (19 mg, 0.30 mmol) was added. The mixture was heated at reflux for 14 h, cooled to rt, and concentrated under reduced pressure. The crude material was partitioned between CH₂Cl₂ (5 mL) and 2 M NaOH (2 mL) and the layers were separated. The aqueous layer was extracted with CH₂Cl₂ (2 x 5 mL) and the organic layers were combined. The organic layer was washed with brine (1 x 4 mL), dried (Na₂SO₄), filtered, and concentrated under reduced pressure. The crude product was purified by prep TLC (8 x 1000 μM) eluting with CH₂Cl₂/MeOH (20:1) to afford 36 mg (50%) of a yellow oil [M+H = 301.0].

37

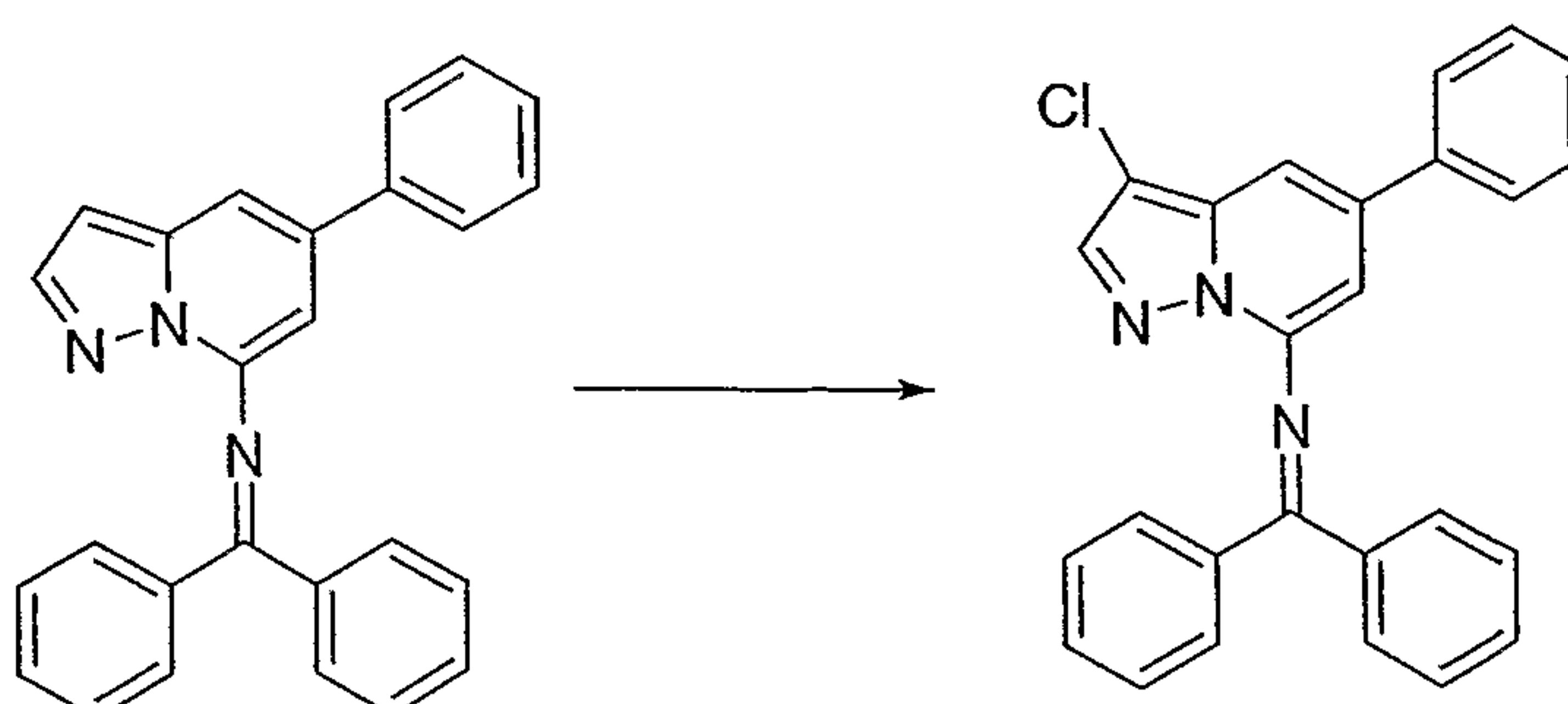
PREPARATIVE EXAMPLE 60

To a solution of imine (92 mg, 0.25 mmol) from Preparative Example 40 in CH_3CN (2 mL) at 0°C was treated with NBS (35 mg, 0.20 mmol) and stirred for 1h.

- 5 The mixture was concentrated under reduced pressure and was purified by prep TLC (4 x 1000 μM) eluting with hexanes/EtOAc (5:1) to afford 92 mg (80%) of an orange oil [$\text{M}+\text{H} = 452.1$].

PREPARATIVE EXAMPLE 65

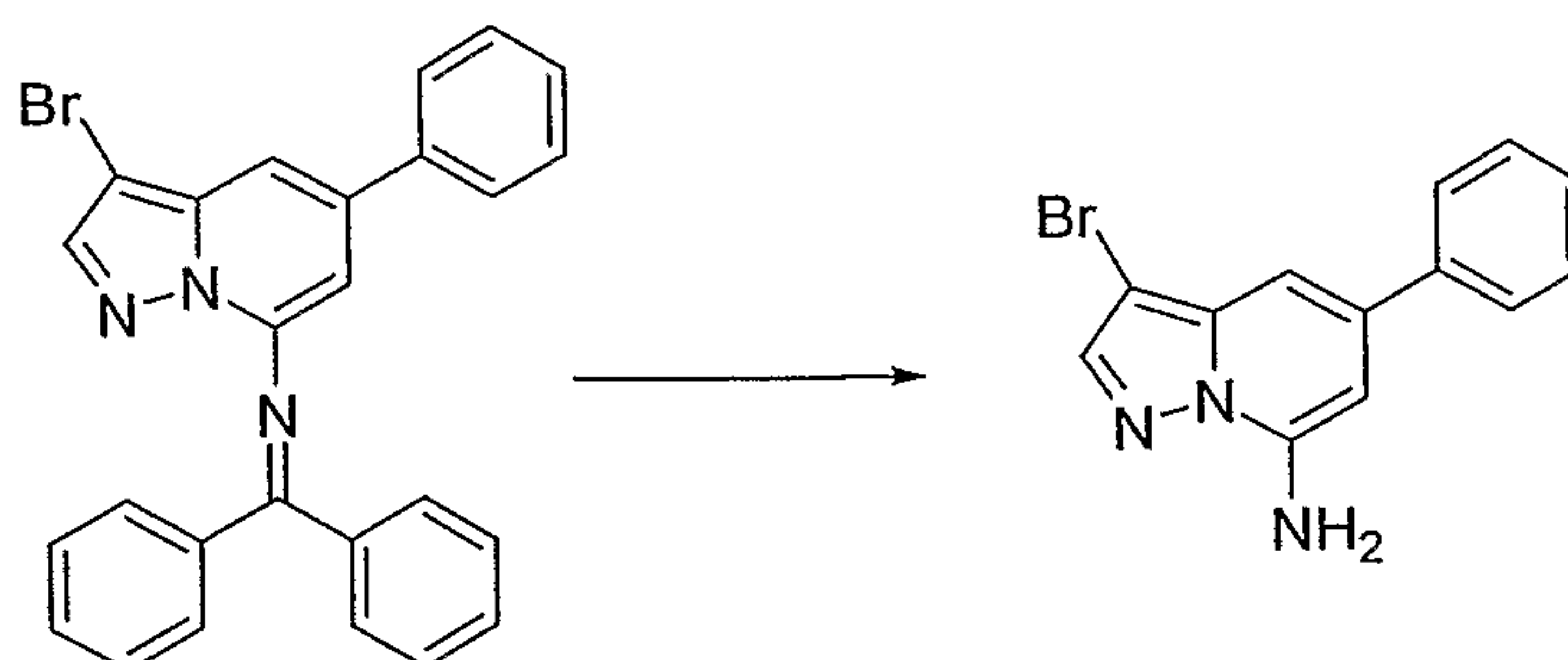
- 10 By the same procedure set forth in Preparative Example 60, except starting with the amine from Preparative Example 45, the bromo derivative was prepared in 88% yield as an orange oil [$\text{M} + \text{H} = 434.1$].

PREPARATIVE EXAMPLE 67

- 15 To a solution of imine (0.12 g, 0.32 mmol) from Preparative Example 40 in CH_3CN (2 mL) at 0°C was treated with NCS (39 mg, 0.29 mmol) and stirred for 1h. The mixture was concentrated under reduced pressure and was purified by prep

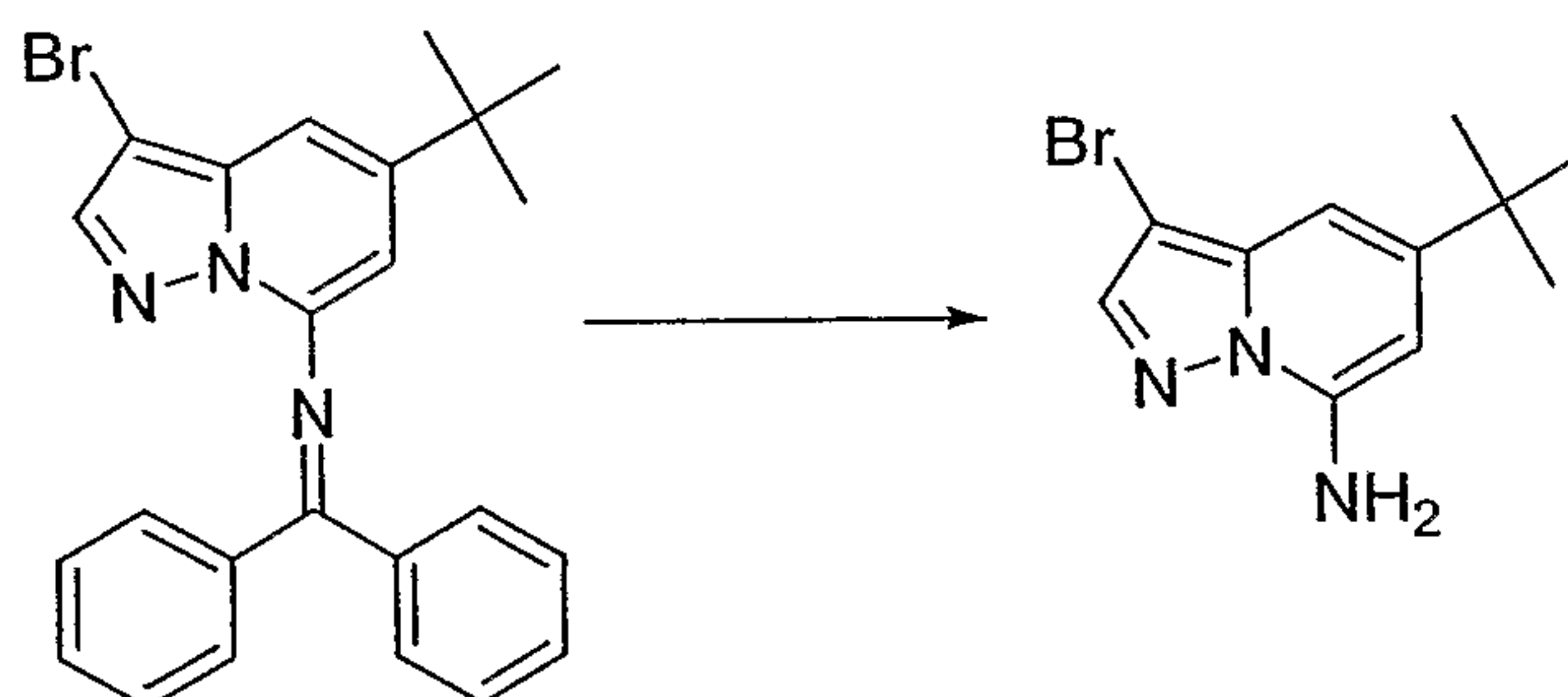
TLC (4 x 1000 μ M) eluting with hexanes/EtOAc (5:1) to afford 104 mg (80%) of an orange oil [M+H = 408.1].

PREPARATIVE EXAMPLE 70



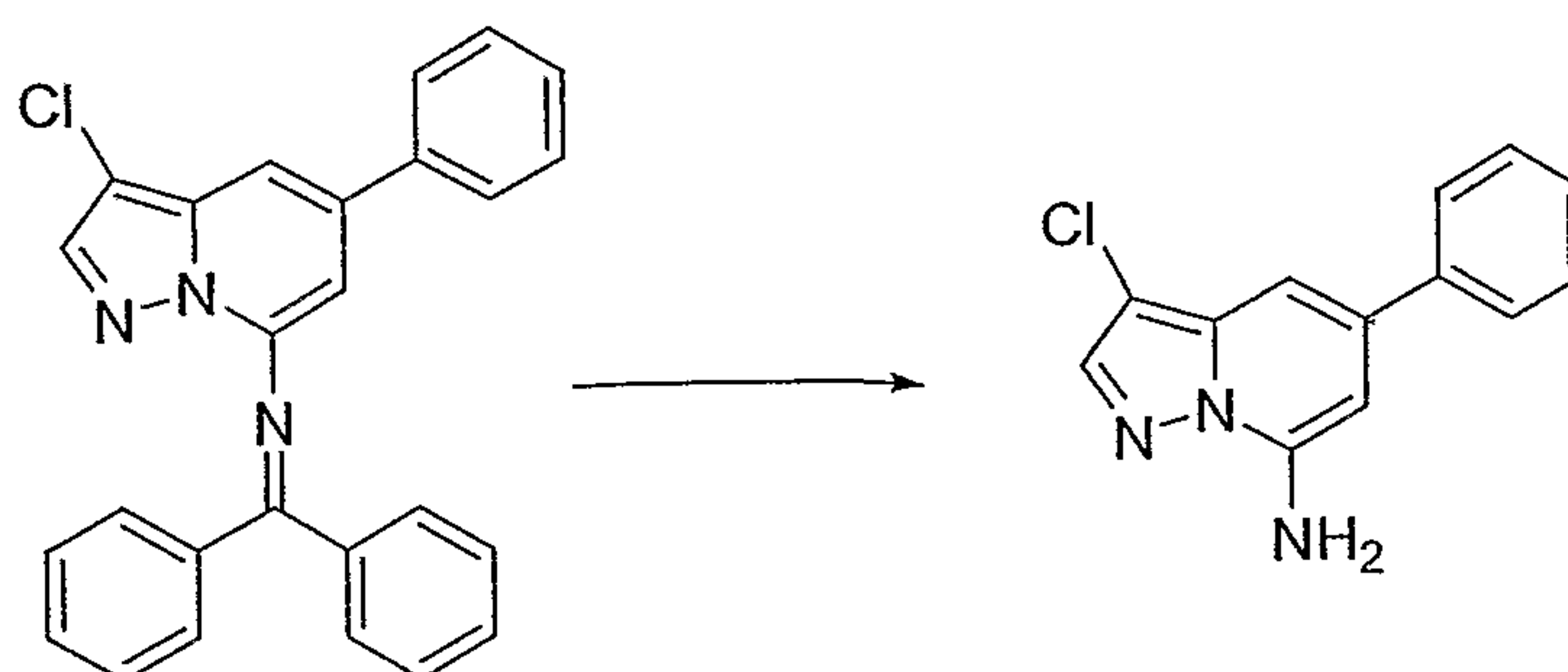
- 5 To a solution of imine (92 mg, 0.20 mmol) from Preparative Example 60 in MeOH (2 mL) at rt was added $\text{NH}_2\text{OH}\cdot\text{HCl}$ (31 mg, 0.45 mmol) and NaOAc (49 mg, 0.60 mmol). The resulting mixture was stirred for 18 h at rt and was concentrated under reduced pressure. The crude product was purified by prep TLC (4 x 1000 μ M) eluting with hexanes/EtOAc (5:1) to afford 47 mg (80%) of a
- 10 light yellow solid [M + H = 290.0].

PREPARATIVE EXAMPLE 75



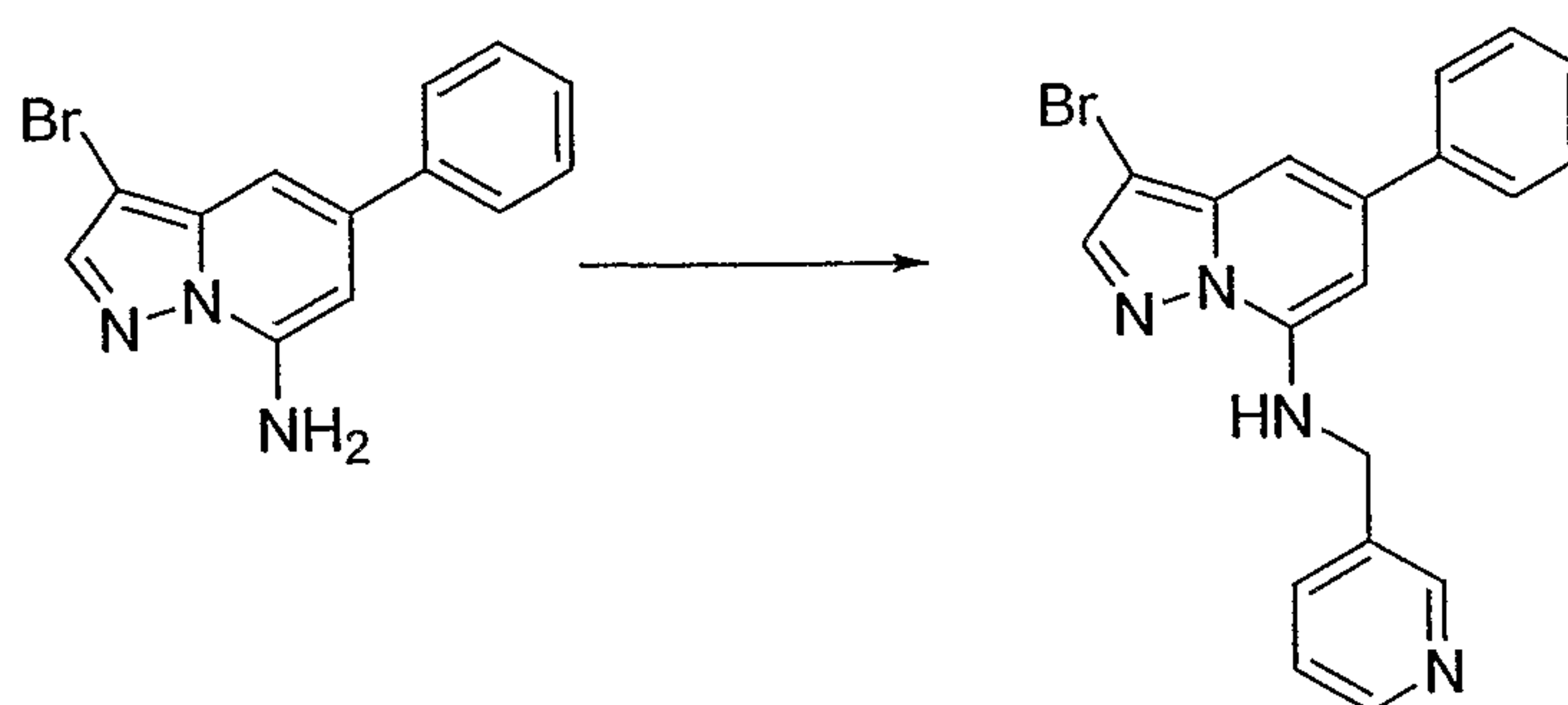
- By the same procedure set forth in Preparative Example 70, except starting with the amine from Preparative Example 65, the amino derivative was prepared in
- 15 86% yield as an off-white solid [M + H = 268.0].

PREPARATIVE EXAMPLE 77



To a solution of imine (0.16 g, 0.40 mmol) from Preparative Example 65 in MeOH (2 mL) at rt was added $\text{NH}_2\text{OH}\cdot\text{HCl}$ (51 mg, 0.73 mmol) and NaOAc (80 mg, 0.97 mmol). The resulting mixture was stirred for 18 h at rt and was concentrated under reduced pressure. The crude product was purified by prep
5 TLC (4 x 1000 μM) eluting with hexanes/EtOAc (5:1) to afford 65 mg (67%) of a light yellow solid [$\text{M} + \text{H} = 244.0$].

EXAMPLE 80



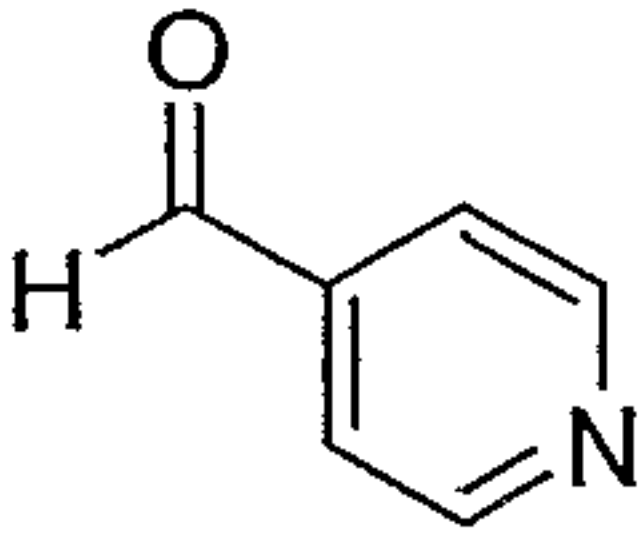
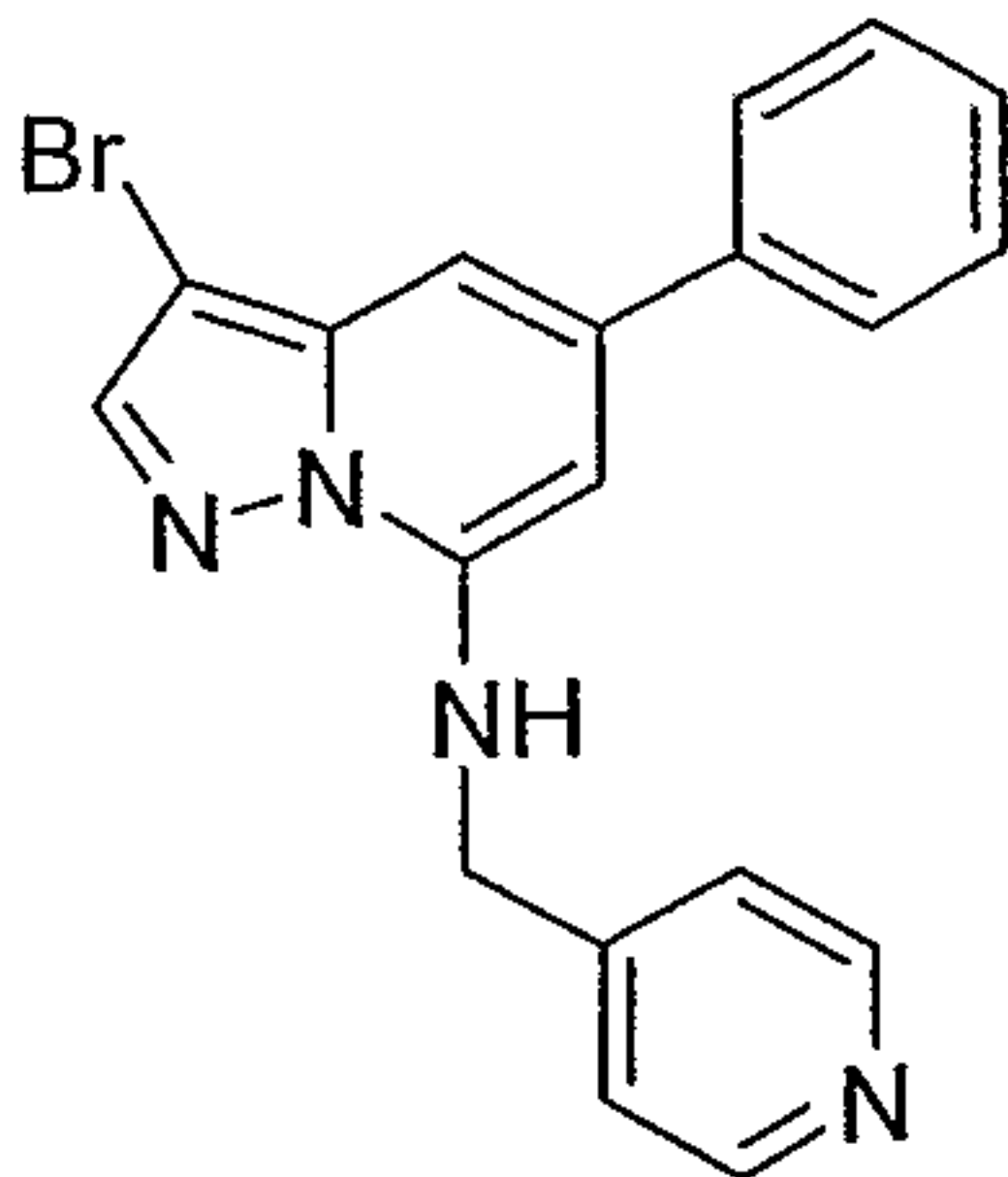
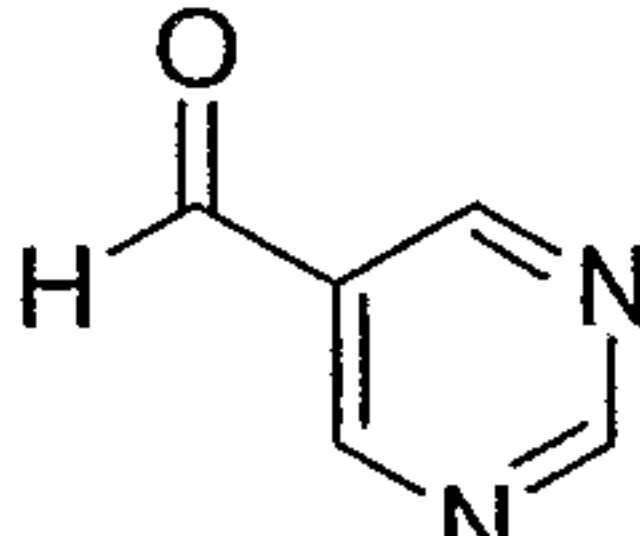
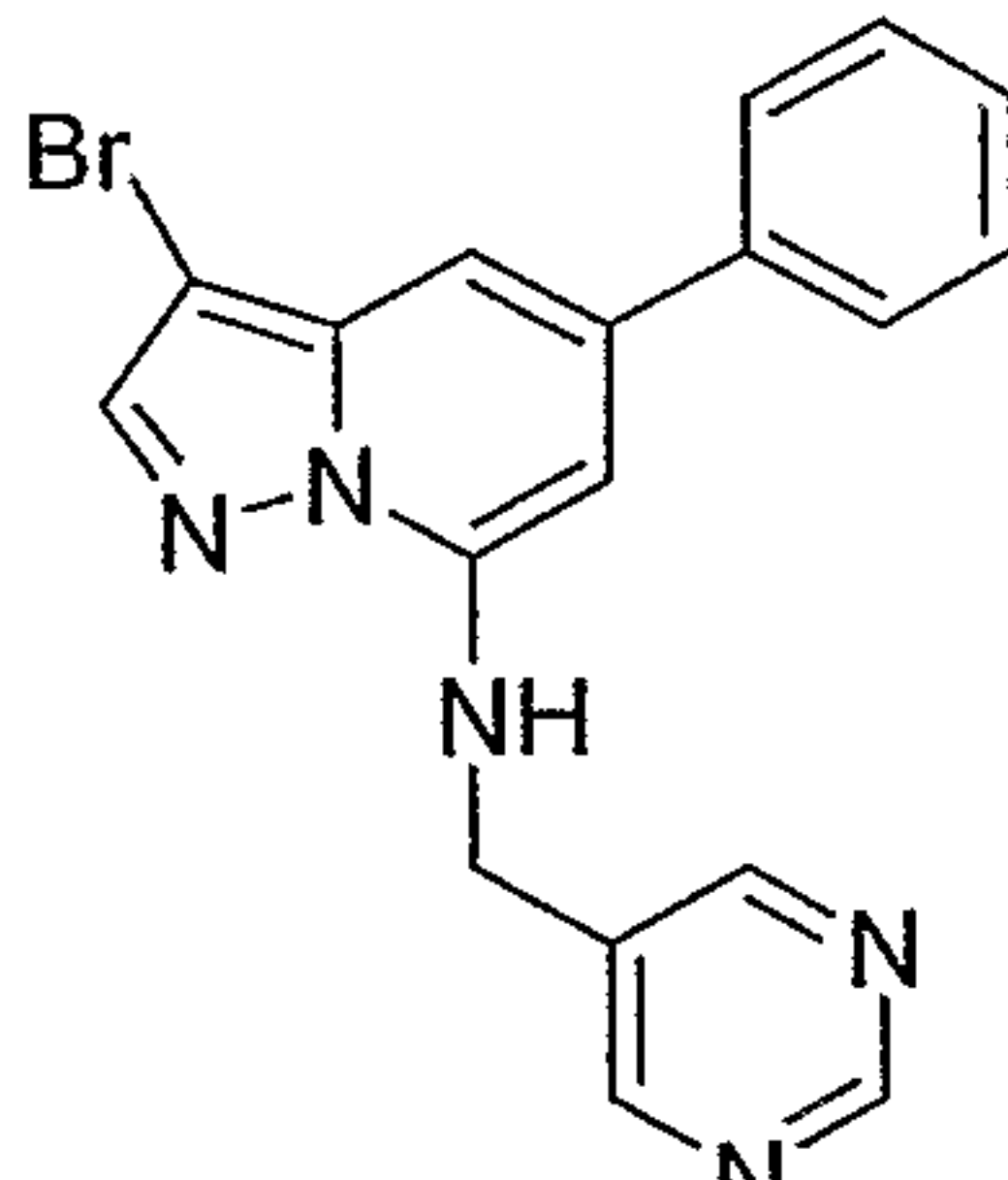
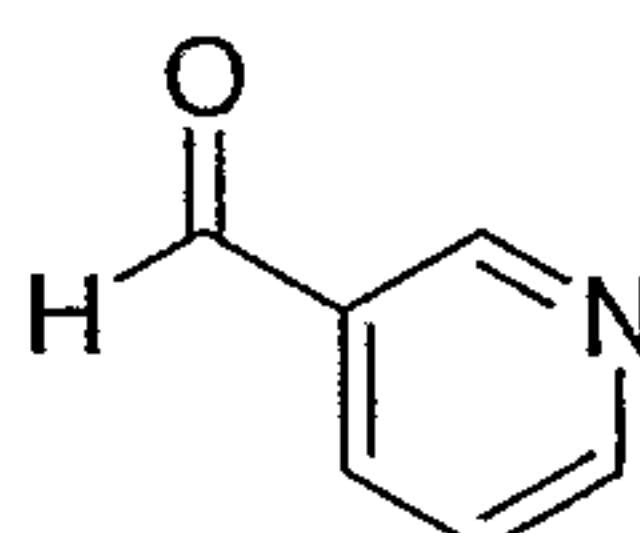
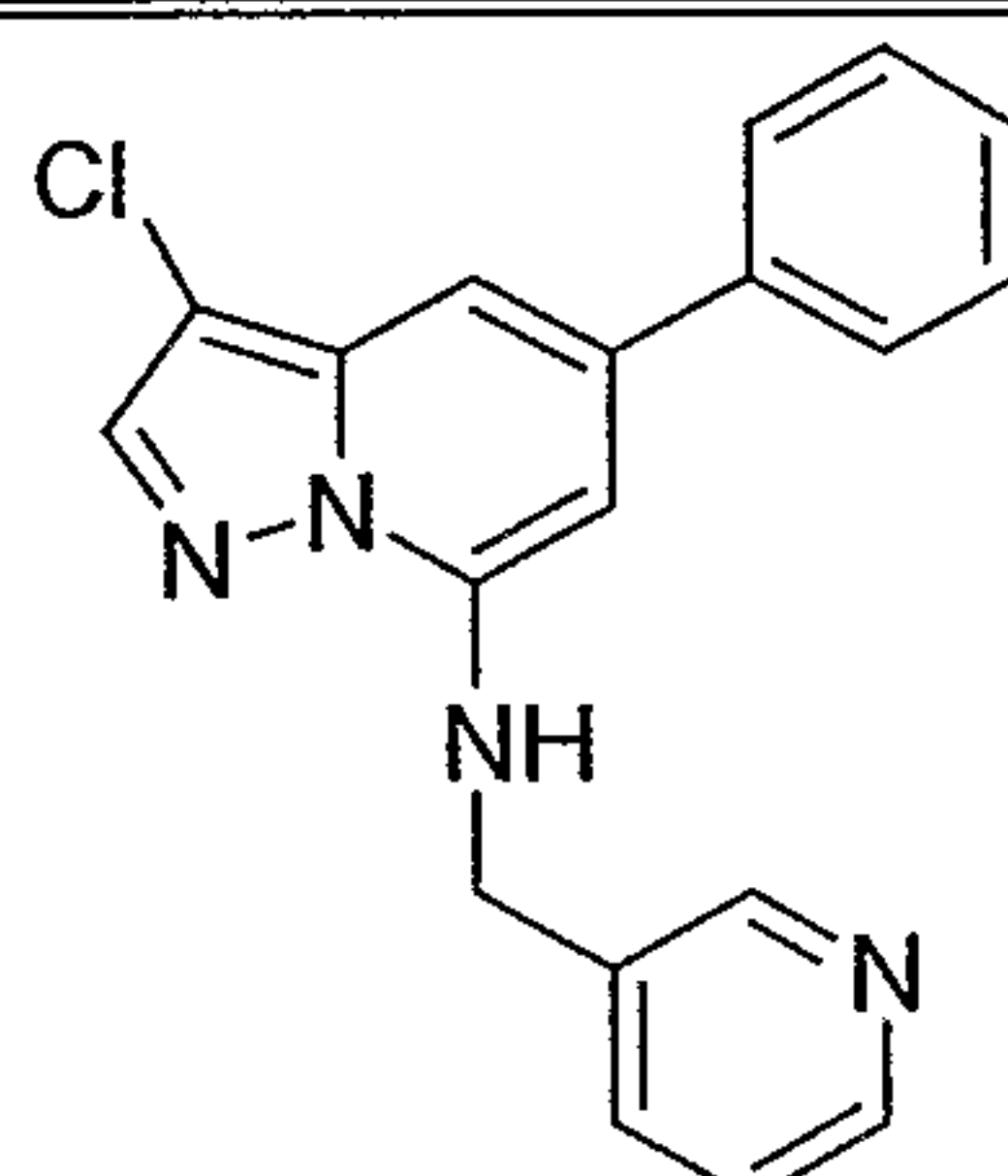
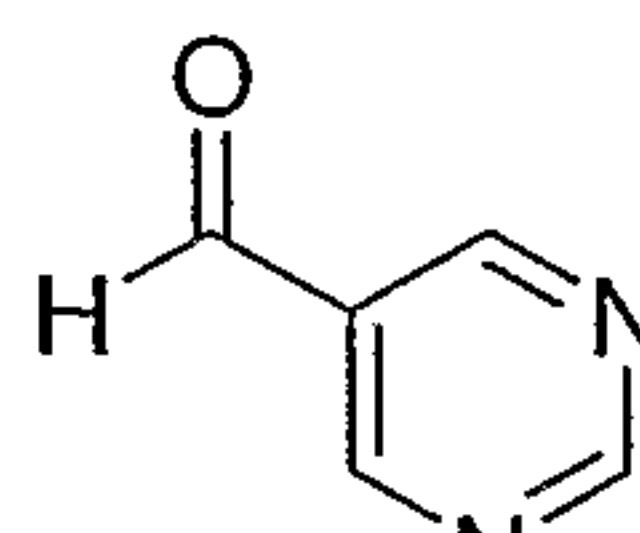
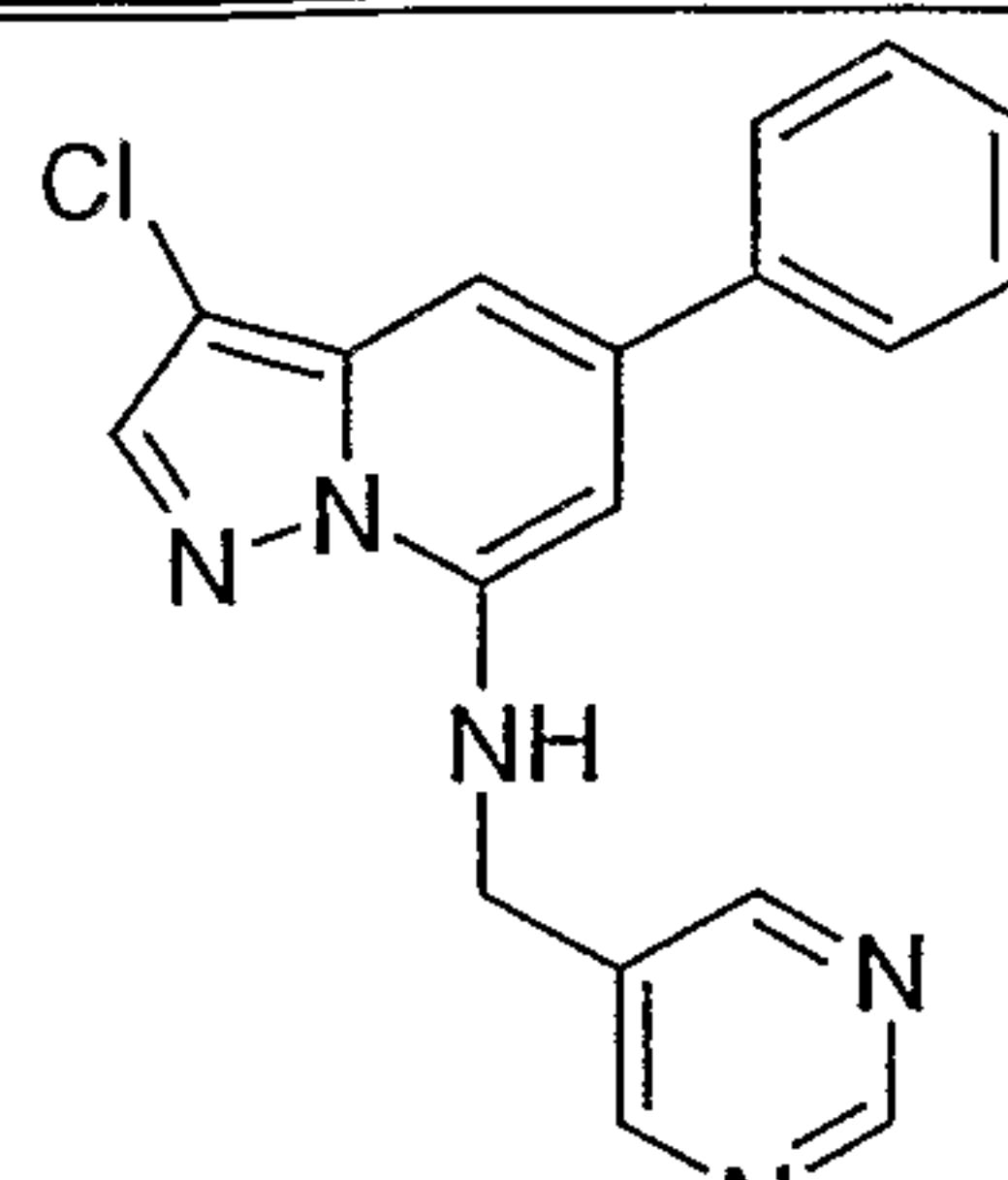
To a solution of aniline from Preparative Example 70 (50 mg, 0.17 mmol) in
10 MeOH (2 mL) at rt was added ZnCl_2 (41 mg, 0.30 mmol) and 3-pyridinecarboxaldehyde (21 μL , 0.22 mmol). The resulting mixture was stirred for 1 h at rt whereupon NaCNBH_3 (14 mg, 0.22 mmol) was added. The mixture was heated at reflux for 14 h, cooled to rt, and concentrated under reduced pressure. The crude material was partitioned between CH_2Cl_2 (4 mL) and 2 M NaOH (2 mL)
15 and the layers were separated. The aqueous layer was extracted with CH_2Cl_2 (2 x 4 mL) and the organic layers were combined. The organic layer was washed with brine (1 x 4 mL), dried (Na_2SO_4), filtered, and concentrated under reduced pressure. The crude product was purified by prep TLC (8 x 1000 μM) eluting with $\text{CH}_2\text{Cl}_2/\text{MeOH}$ (20:1) to afford 42 mg (65%) of a yellow semisolid [$\text{M} + \text{H} = 379.1$].

20 EXAMPLES 200-204

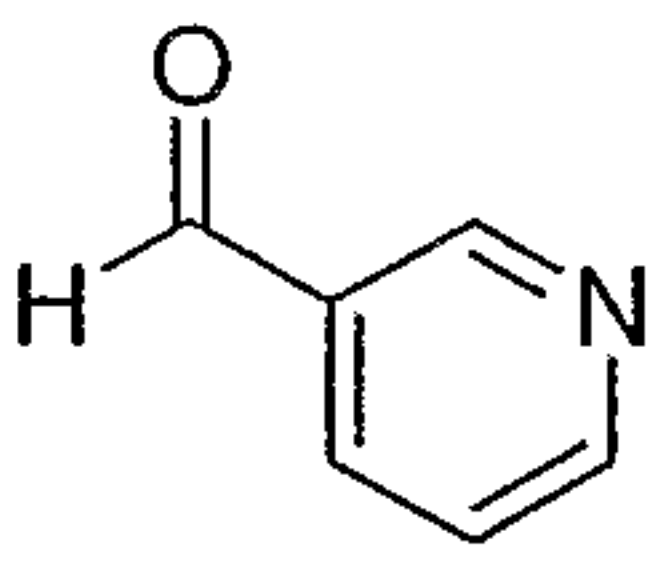
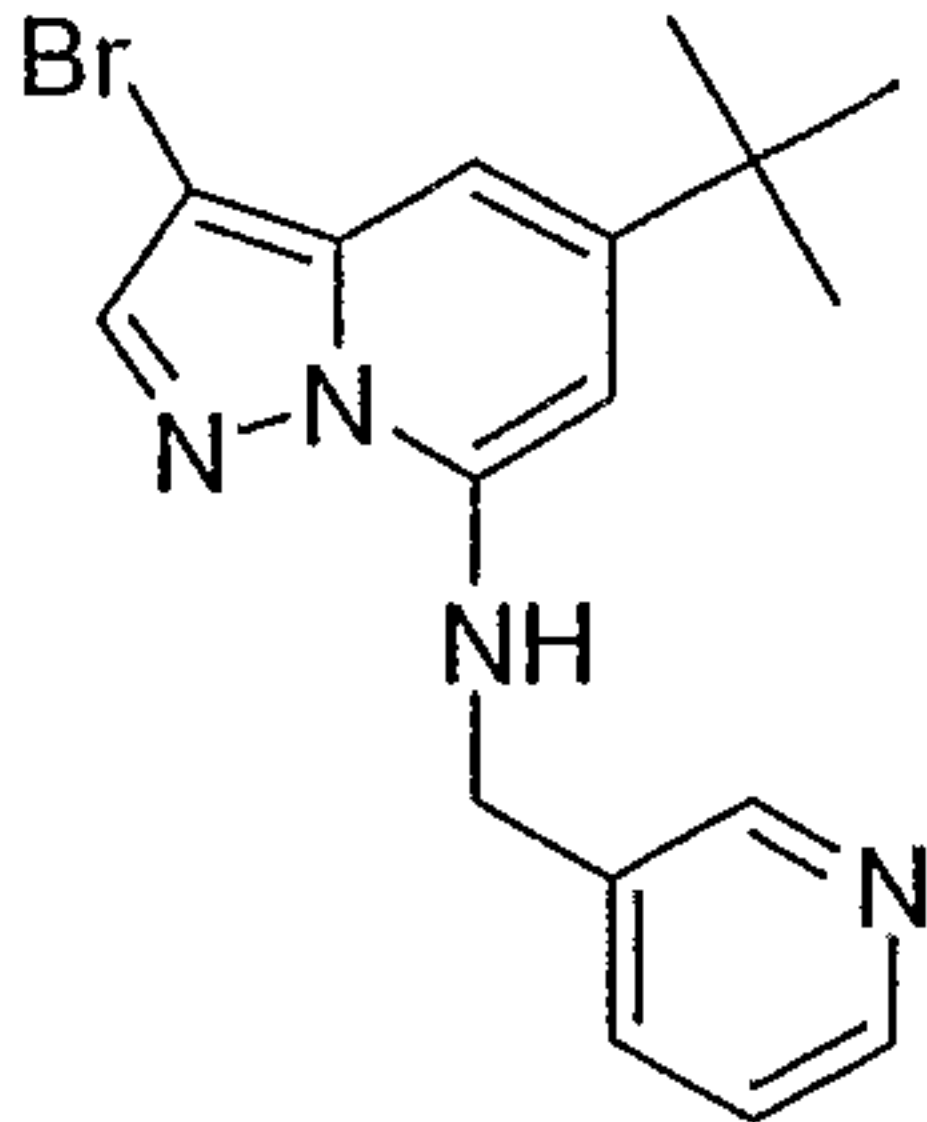
Following the procedure set forth in Example 80 but using the indicated prepared aniline derivatives (Preparative Example 50) indicated in Table 2 and commercially available aldehydes, the substituted pyrazolo[1,5-a]pyridine adducts were prepared (Products).

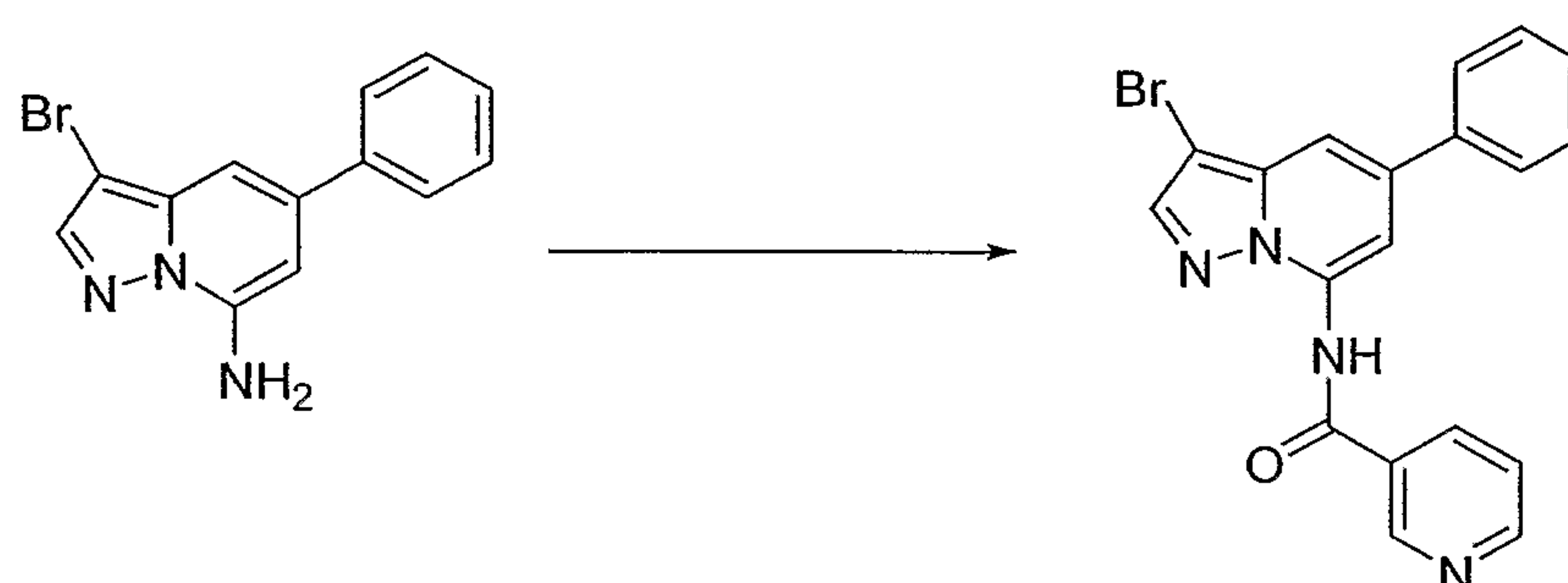
40

Table 2

Ex.	Prep Ex. Aniline	Aldehyde	Product	1.Yield (%) 2. MH ⁺ 3. mp (°C)
200	70			1. 29 2. 379.1
201	70			1. 39 2. 381.1 3. 121-123
202	77			1. 50 2. 335.1 3. 141-143
203	77			1. 49 2. 336.1 3. 161-164

41

204	75			1. 35 2. 359.1
-----	----	---	--	-------------------

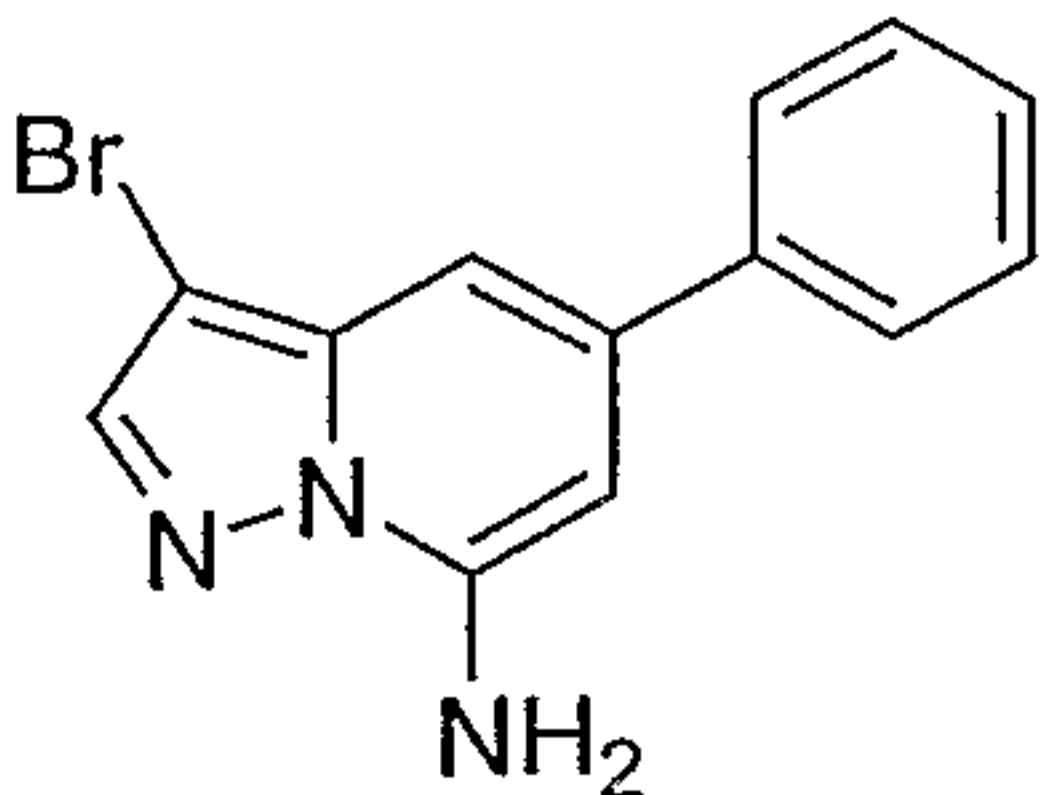
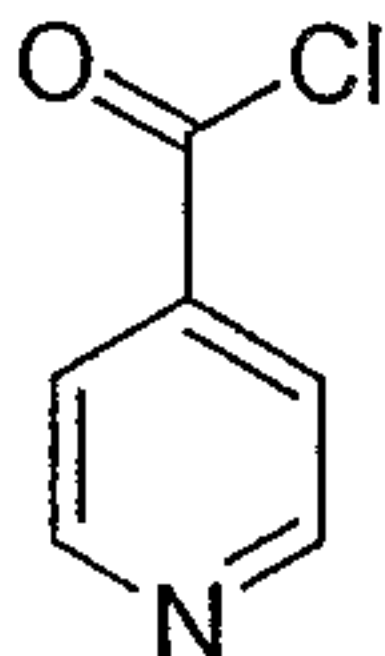
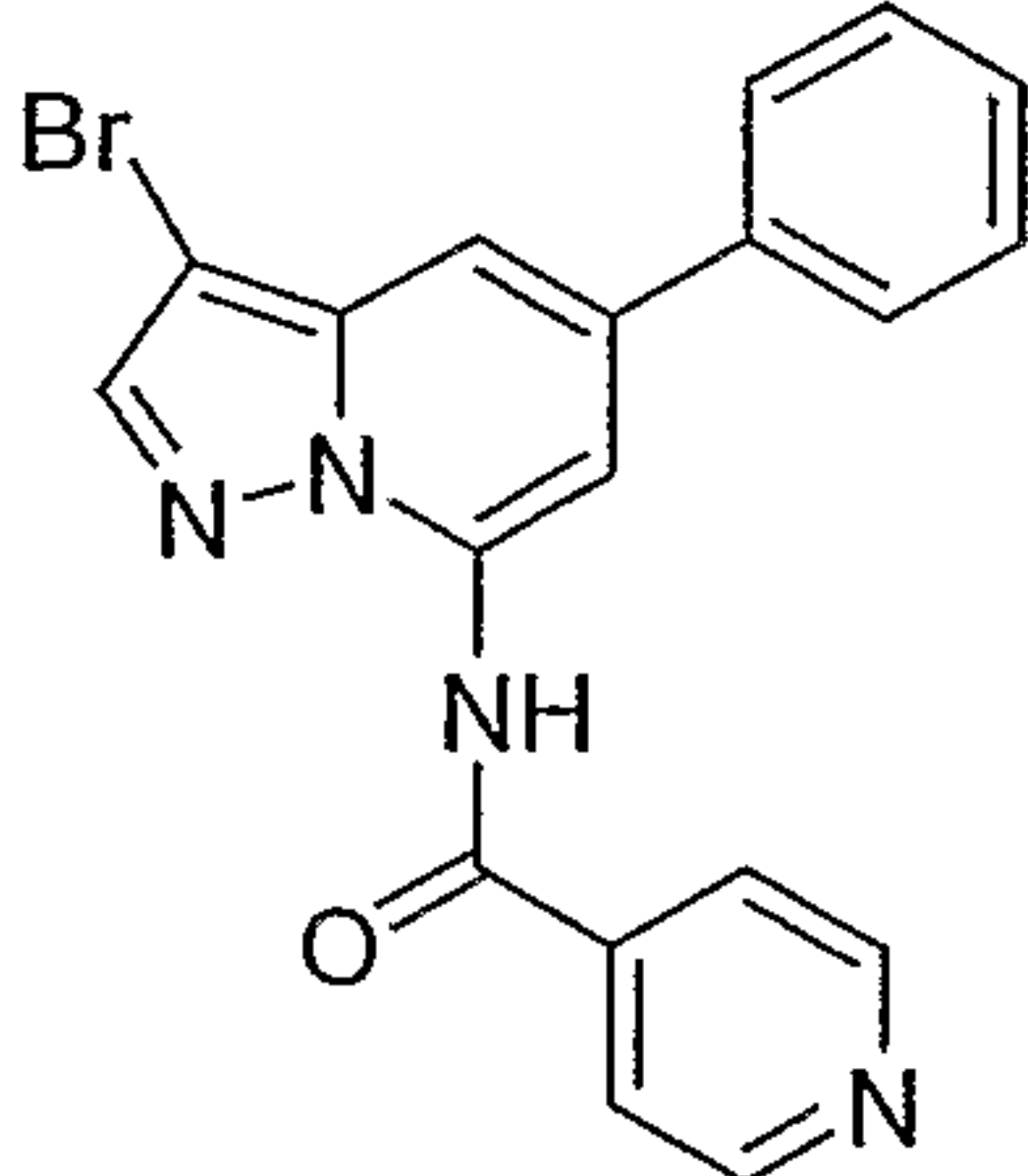
EXAMPLE 205

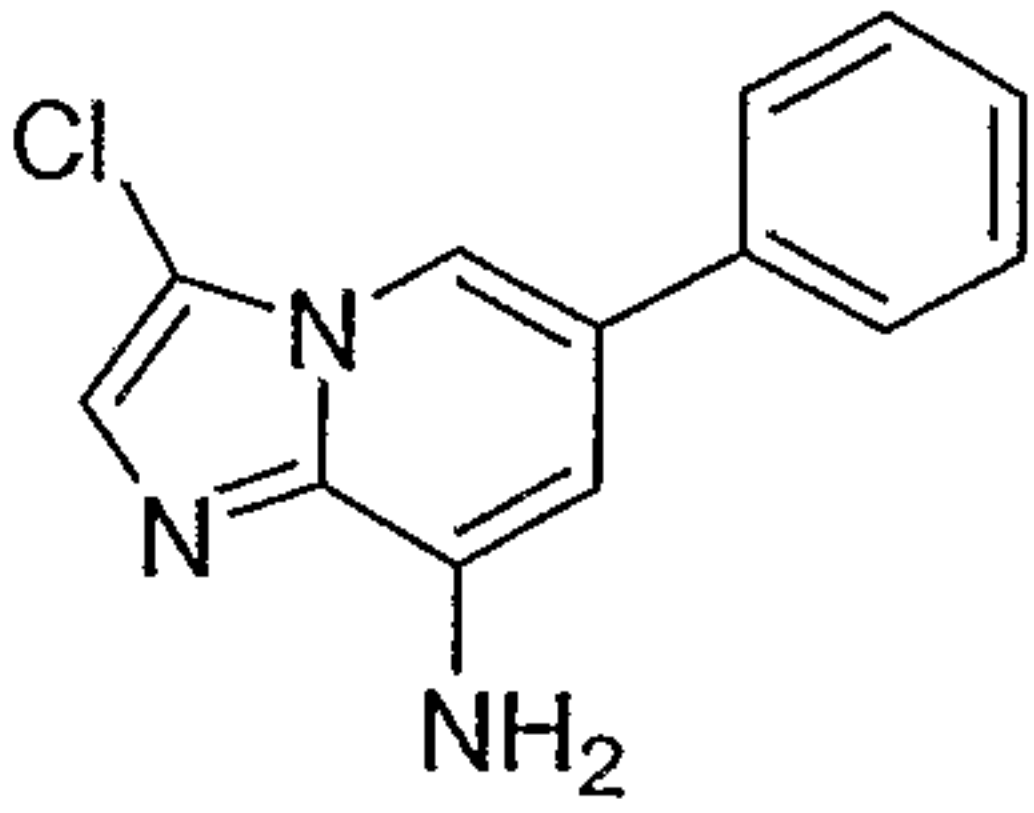
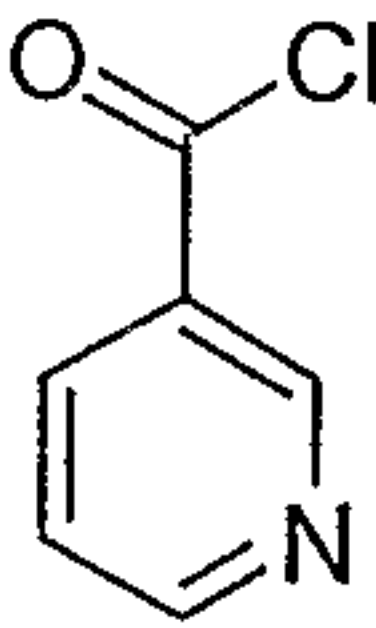
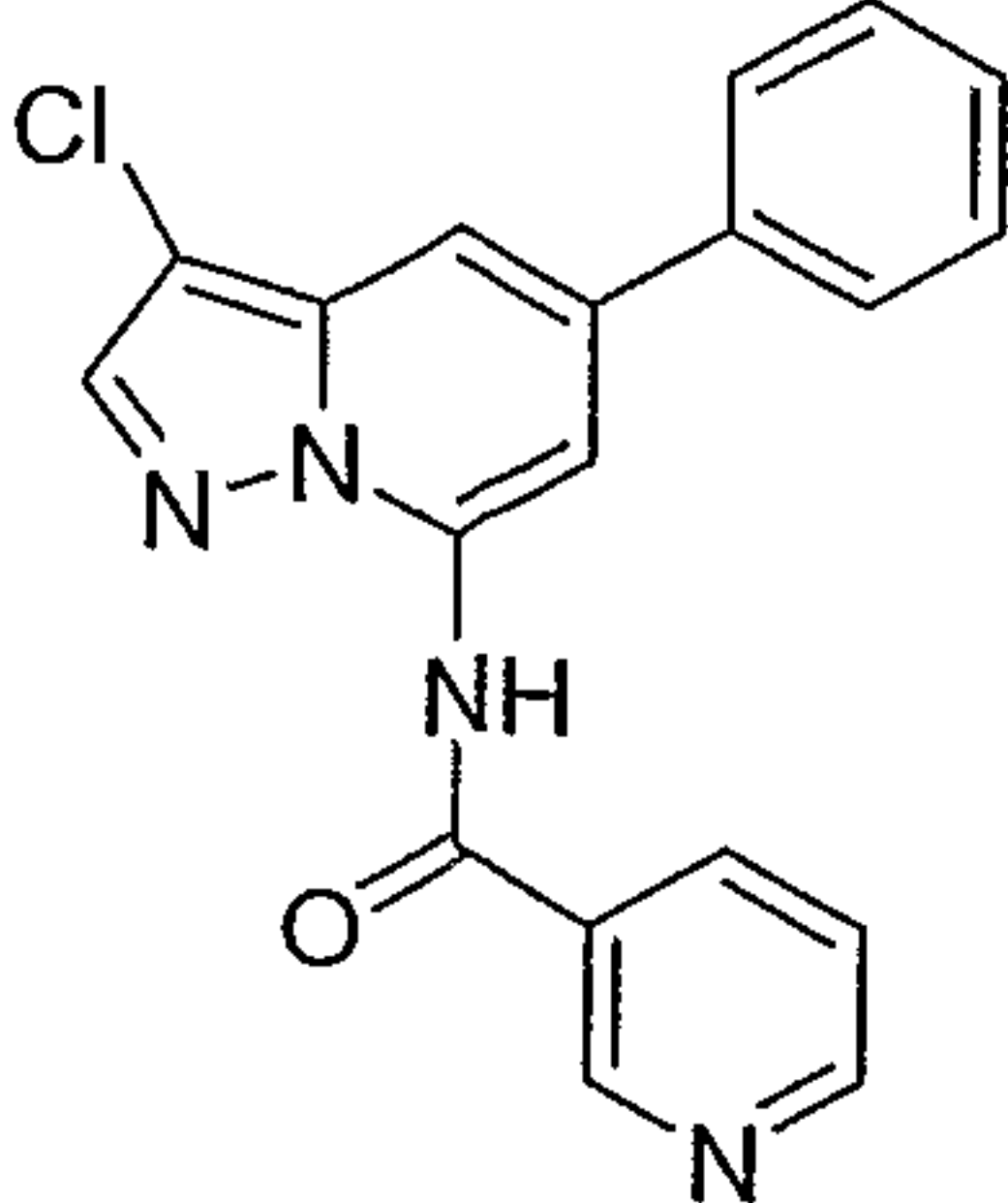
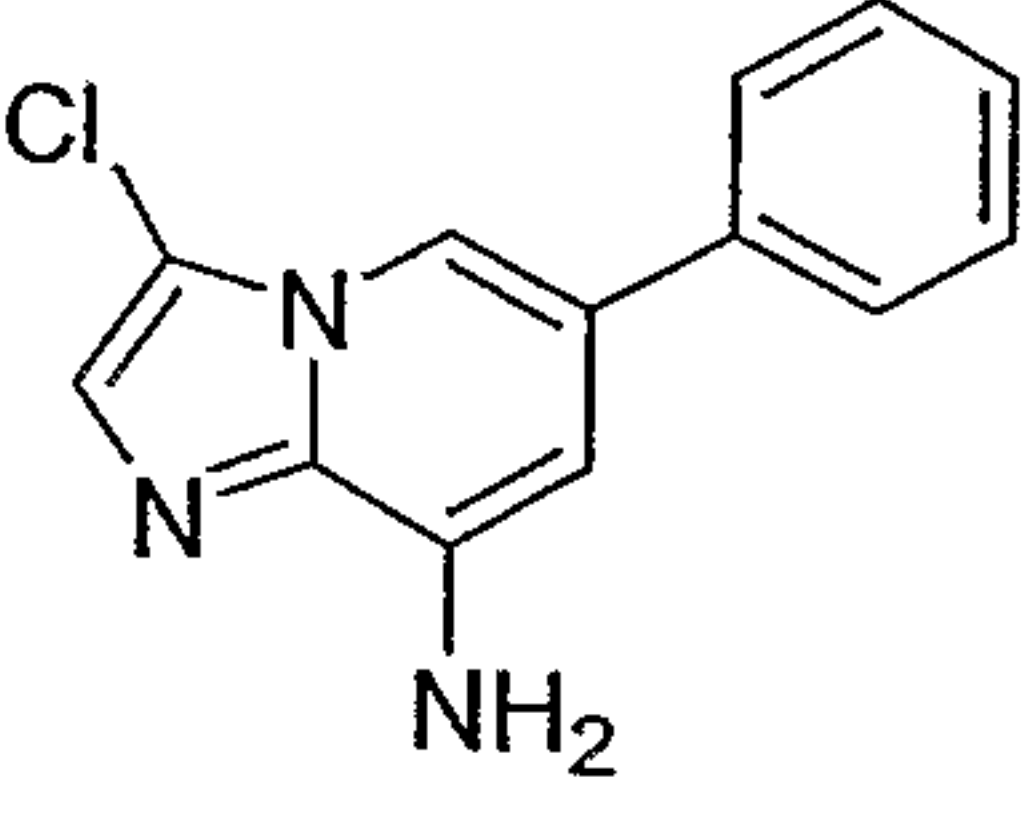
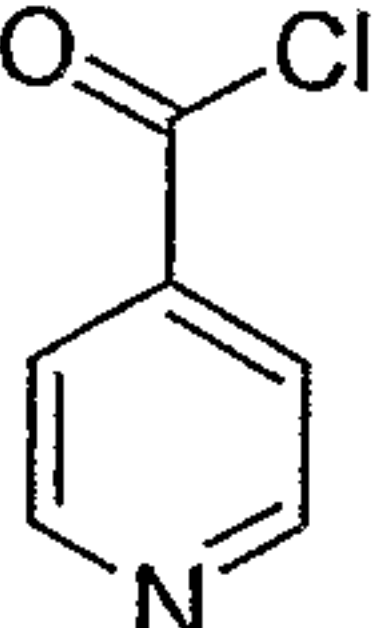
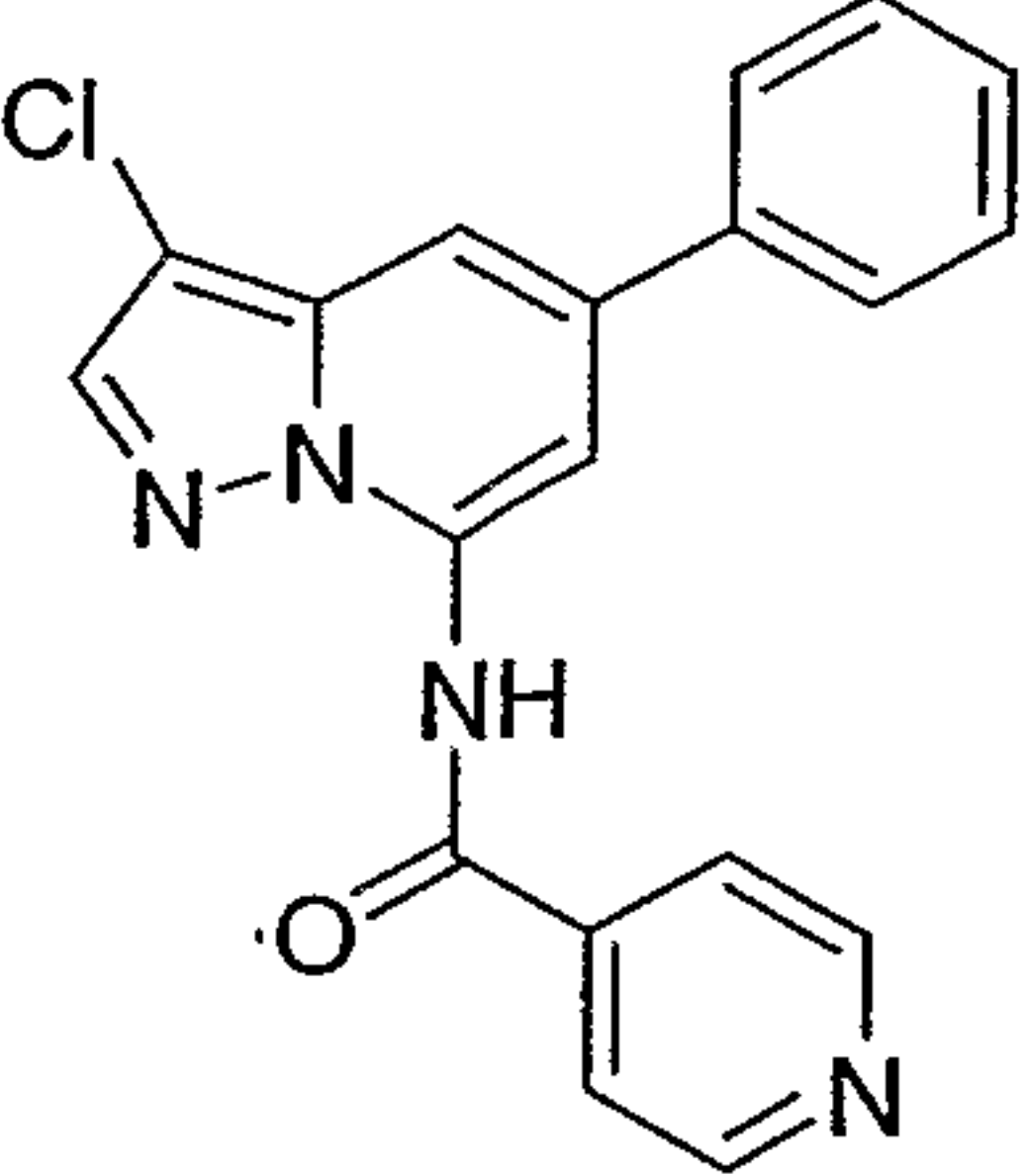
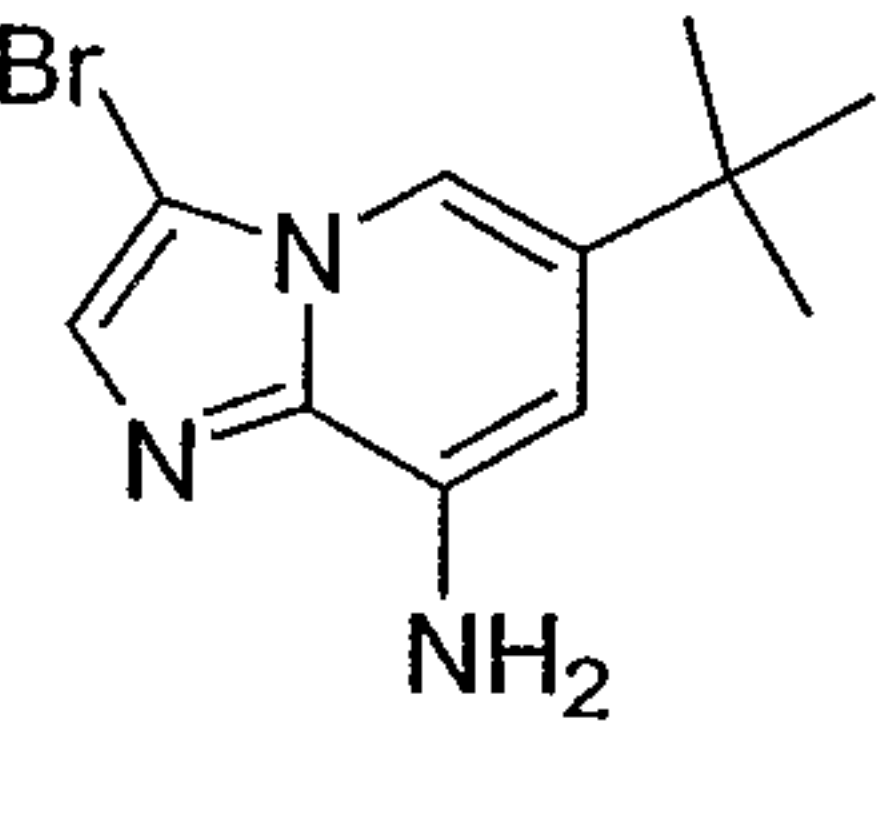
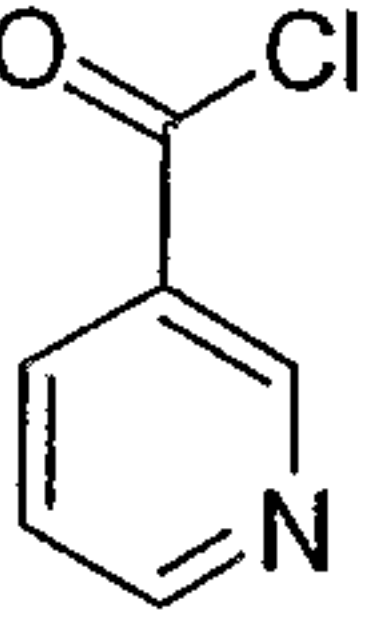
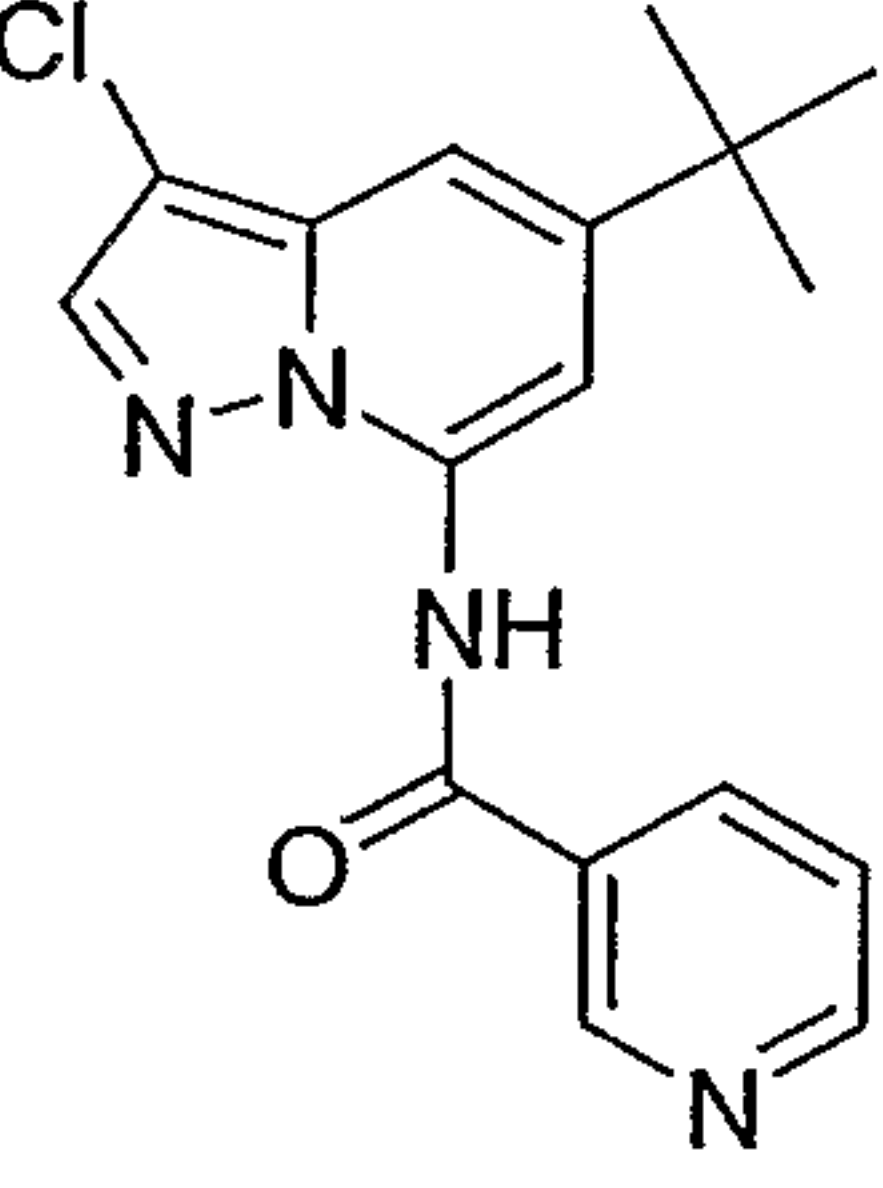
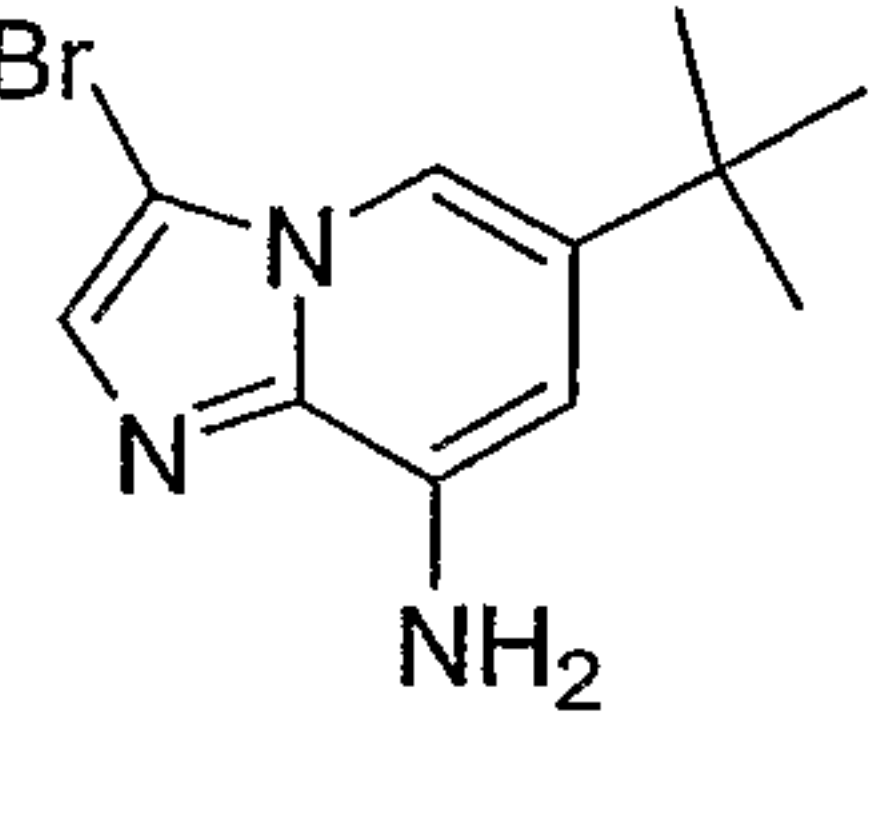
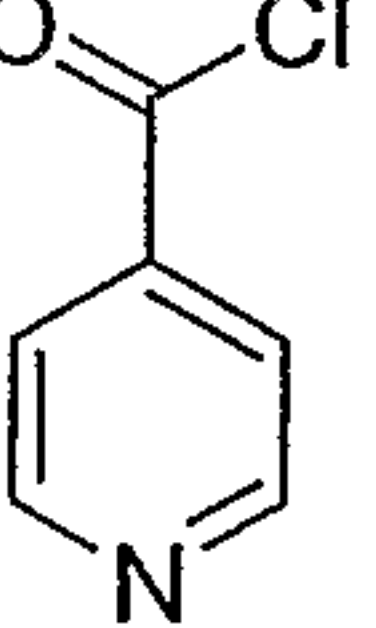
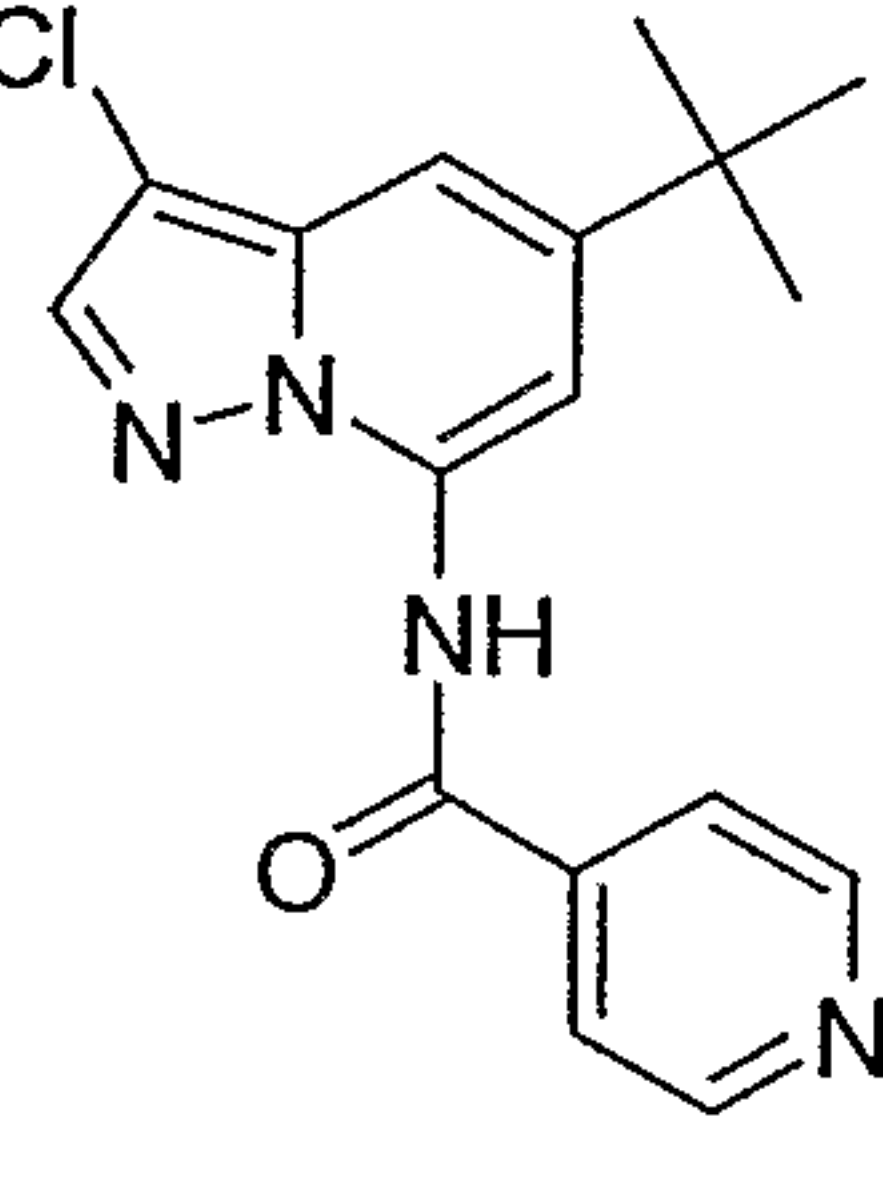
5 Treat amino core from Preparative Example 70 with 3-pyridine acid chloride in the presence of pyridine as a base affords the corresponding amide derivative.


EXAMPLES 206-210

Following the procedure set forth in Example 205 but using various aniline cores as indicated reacting with designated acid chlorides as indicated in Table 3, the N8 acylated substituted pyrazolo[1,5-a]pyridine adducts are prepared
10 (Products).

Table 3

Ex.	Prep Ex. Aniline	Acid Chloride	Product
206			

207			
208			
209			
210			

EXAMPLE 211

The core aniline from Preparative Example 70 is reacted with
5 methanesulfonyl chloride in the presence of pyridine to afford product.

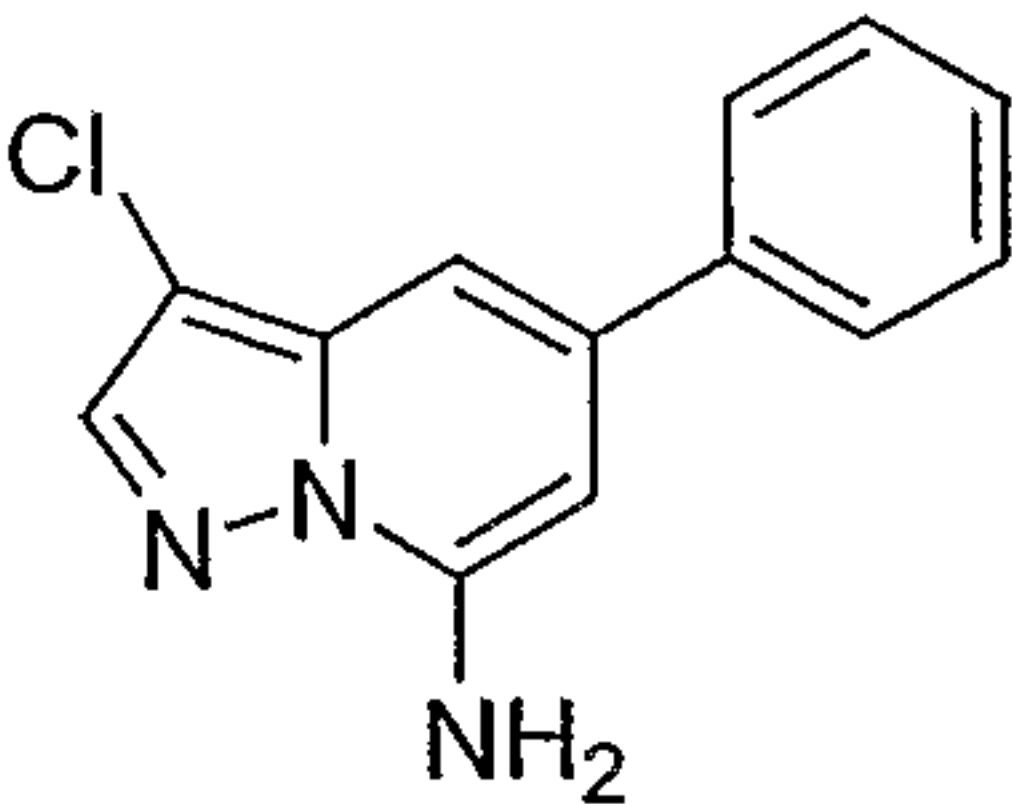
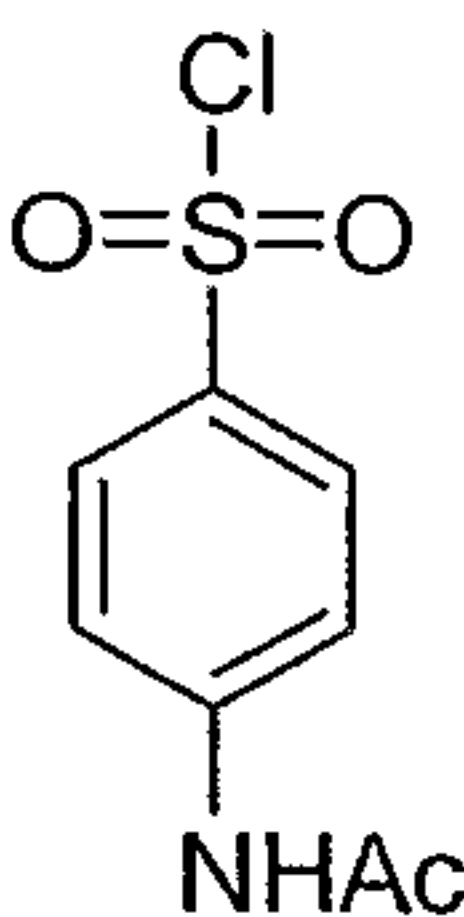
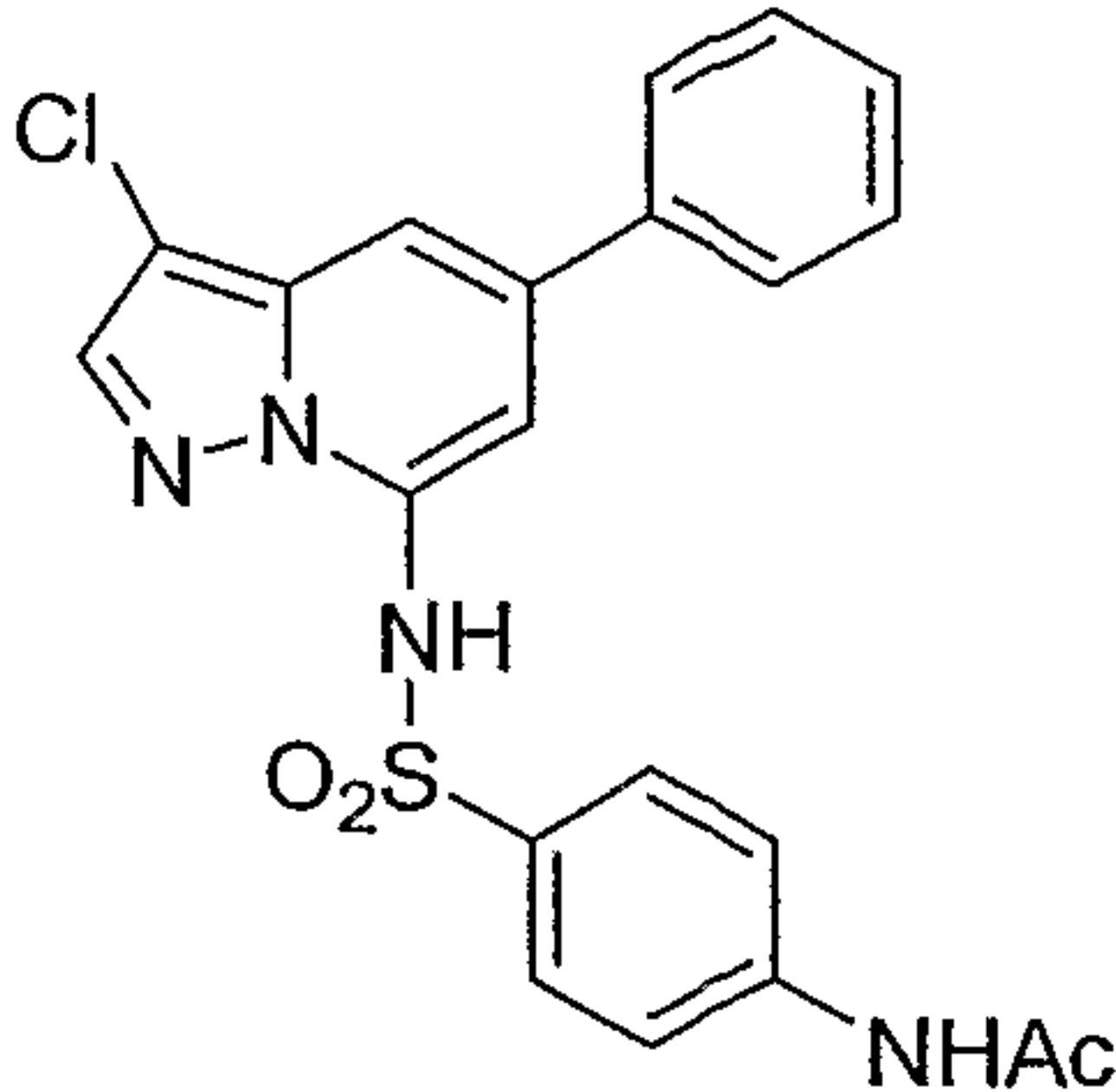
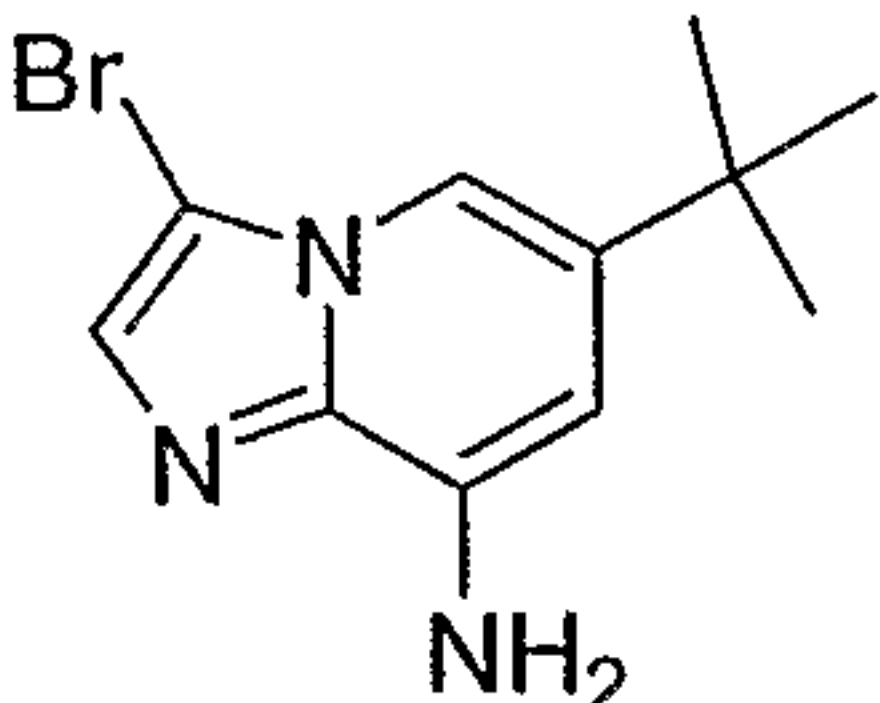
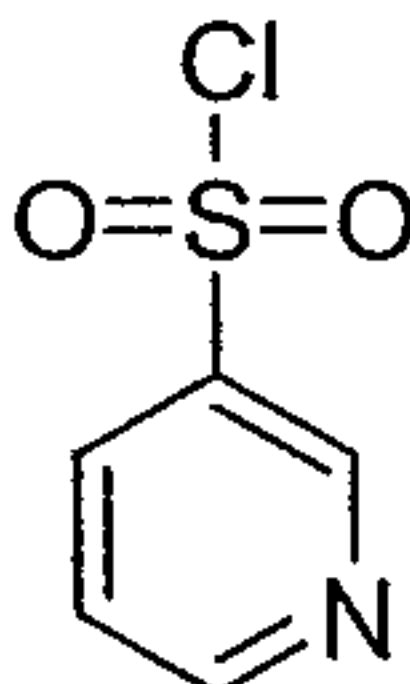
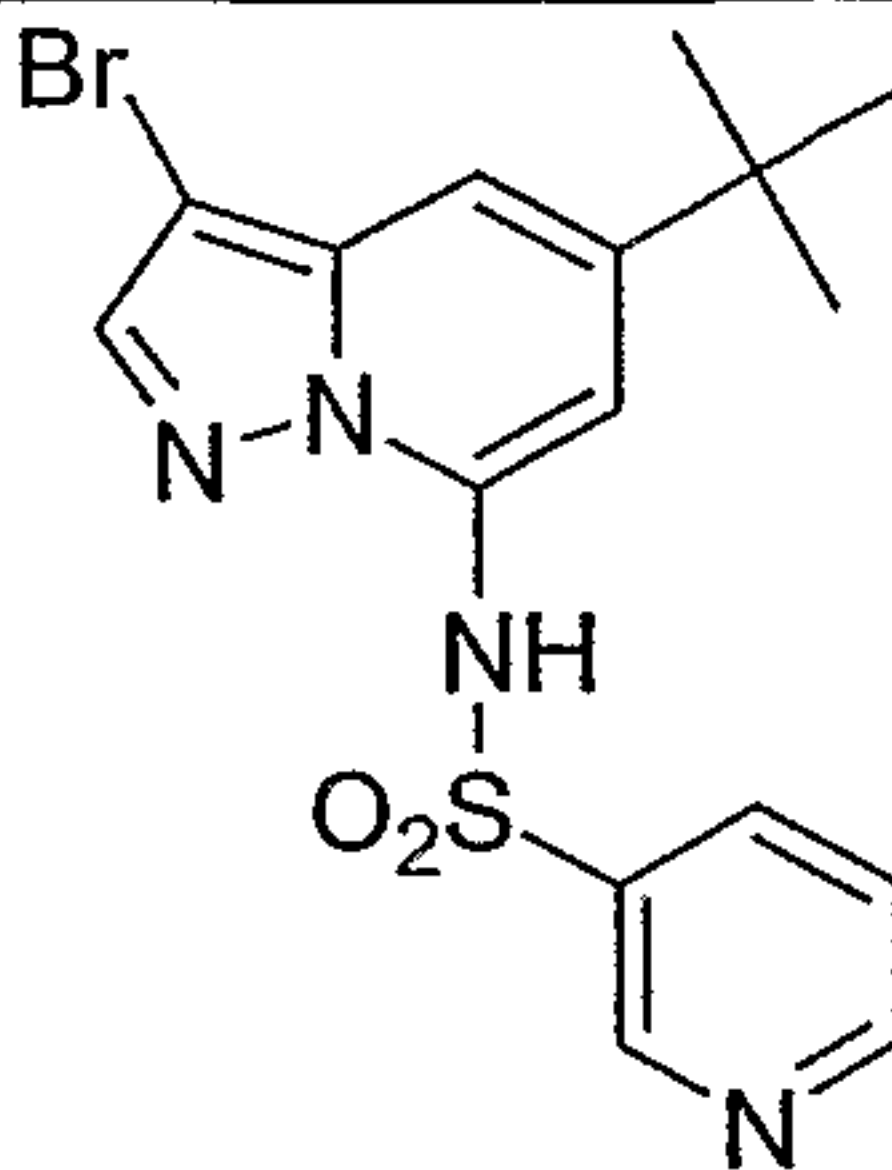
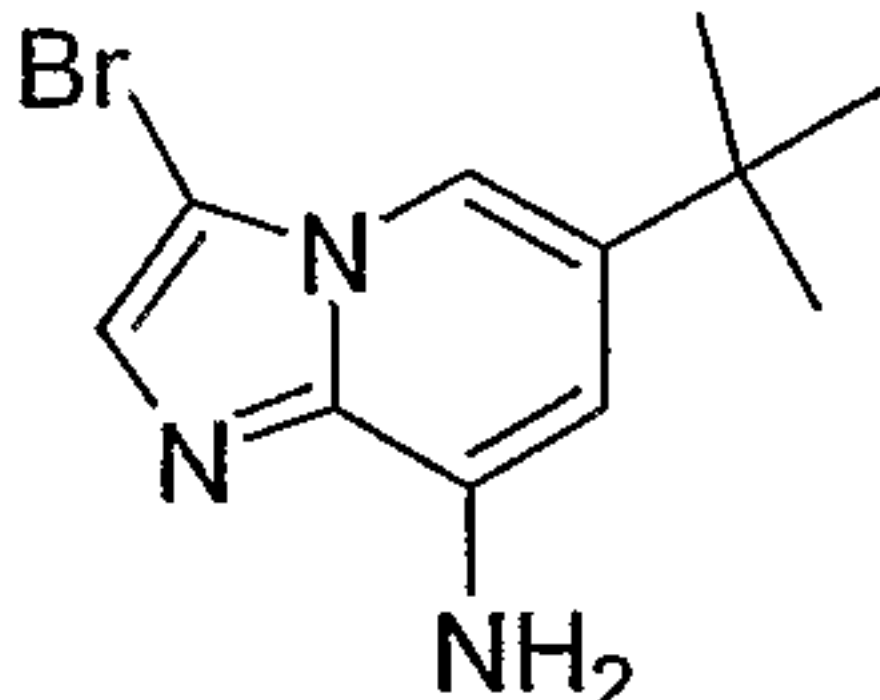
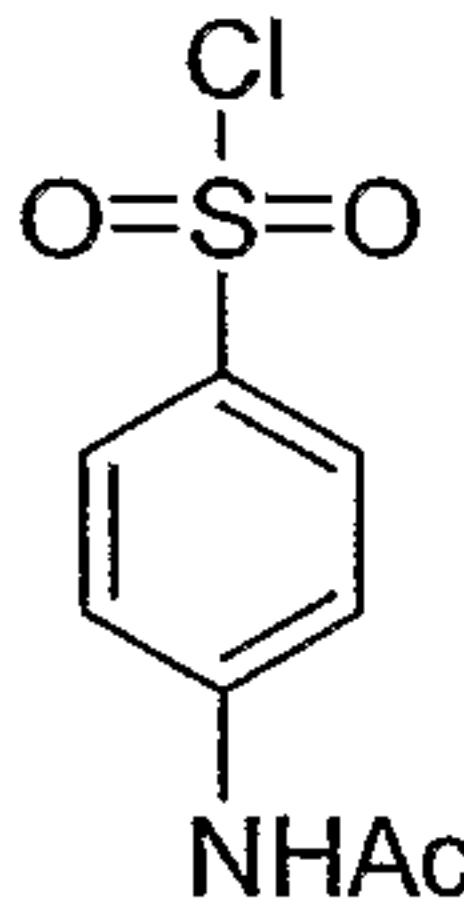
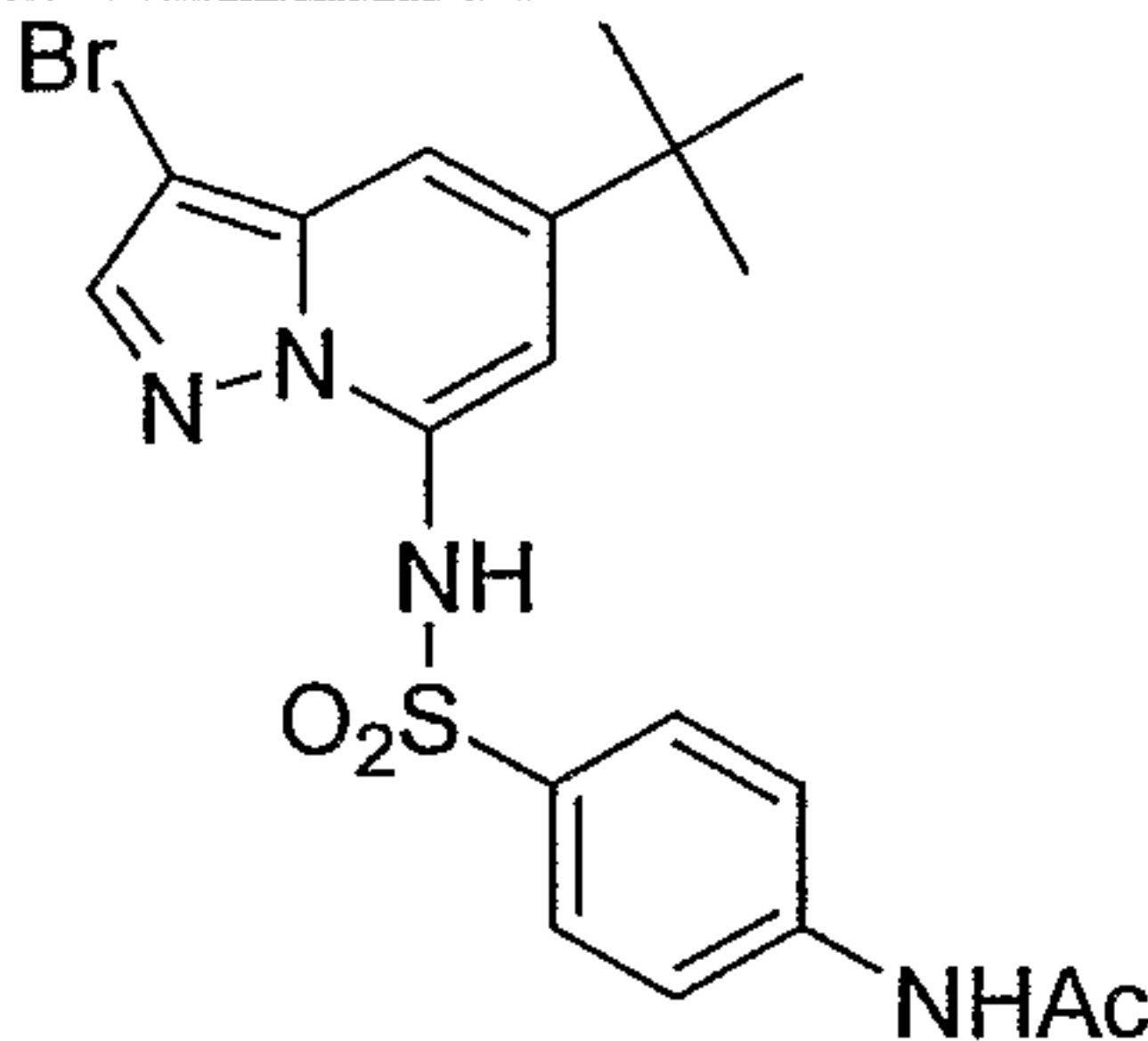
EXAMPLES 212

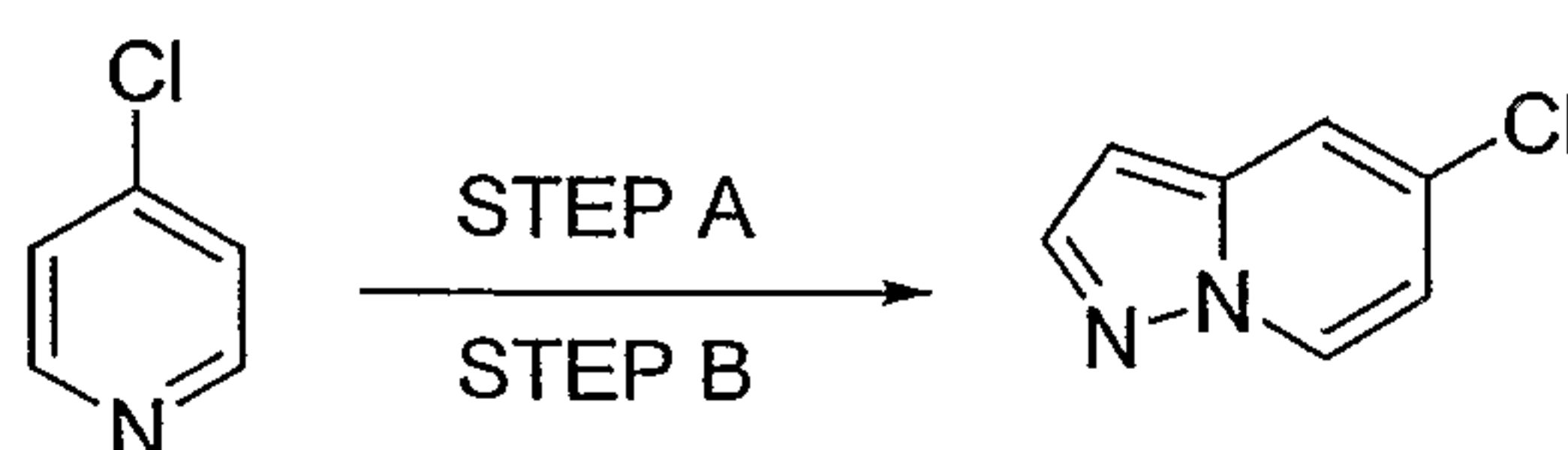
Following the procedure set forth in Example 211 but using various aniline cores as indicated reacting with designated acid chlorides as indicated in Table 4, the N8 sulfonylated substituted pyrazolo[1,5-a]pyridine adducts are prepared

5 (Products).

Table 5

Ex.	Prep Ex. Aniline	Sulfonyl Chloride	Product
212			
213			
214			

215			
216			
217			

PREPARATIVE EXAMPLE 100

STEP A:

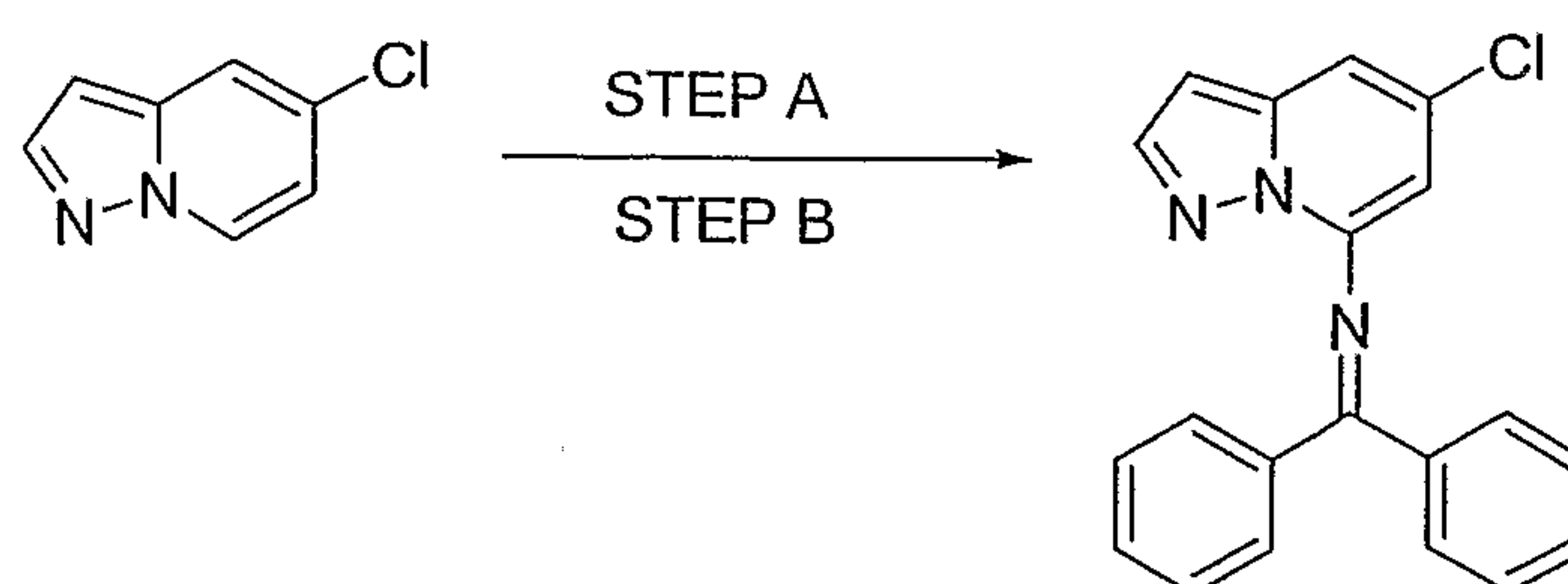
- 5 Treatment of 4-chloropyridine under the conditions described in Preparative Example 10 based upon literature precedent affords the desired 3-carboethoxy-4-chloro pyrazolo[1,5]pyridine adduct.

STEP B:

- 10 Treatment of the product from Step A under conditions described in Preparative Example 20 affords the desired 4-chloro adduct.

PREPARATIVE EXAMPLE 101

45

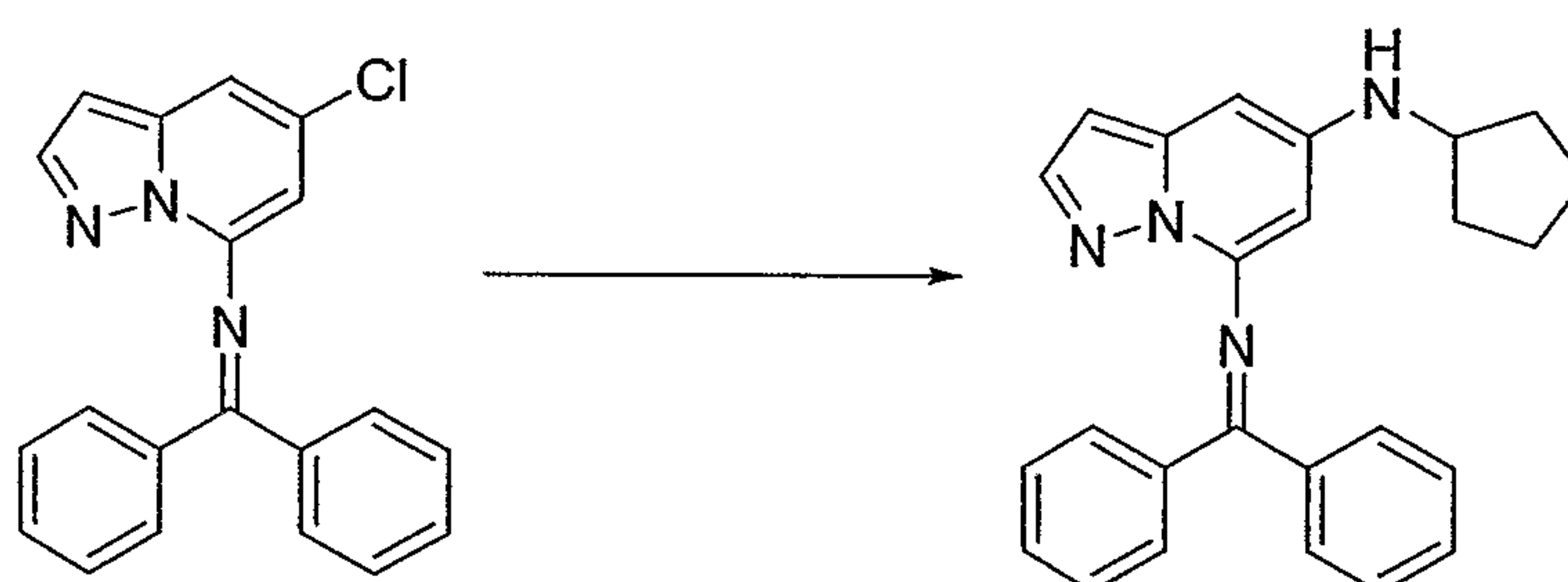


STEP A:

Treatment of the 4-chloro adduct from Preparative Example 100 with *n*-BuLi followed by diiodoethane affords the desired 7-iodo adduct with accordance to Preparative Example 30.

STEP B:

Treatment of the 7-iodo adduct from Step A under Buchwald amination conditions according to Preparative Example 40 forms the imine adduct.

PREPARATIVE EXAMPLE 102

Treatment of the 4-chloro adduct from Preparative Example 101 under Pd(0)-catalyzed amination conditions employing cyclopentyl amine affords the desired amino adduct.

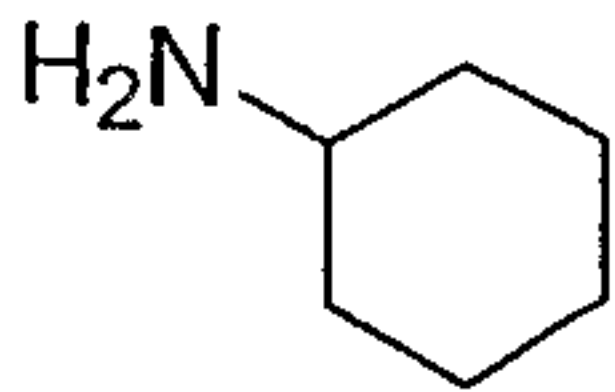
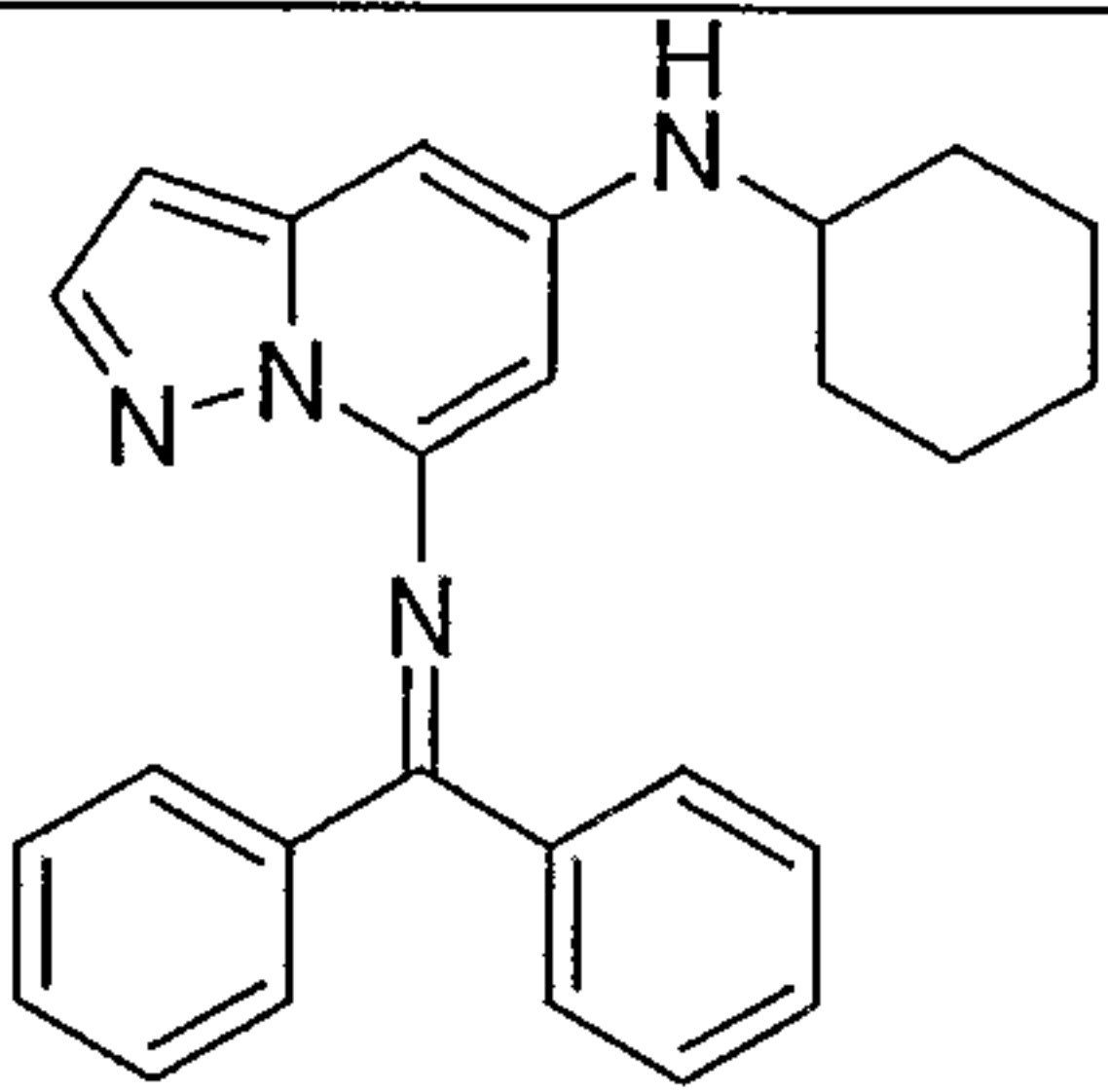
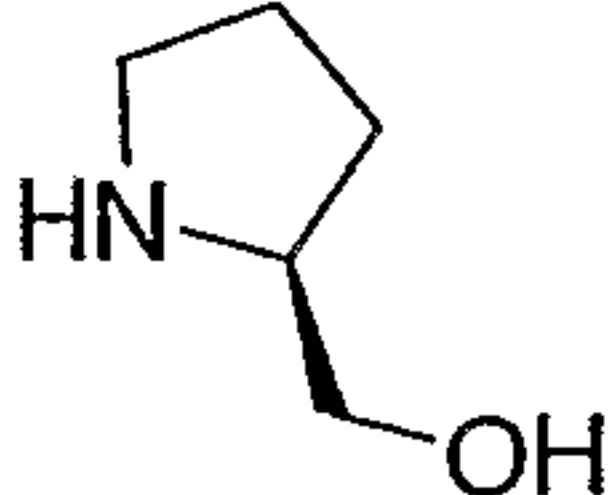
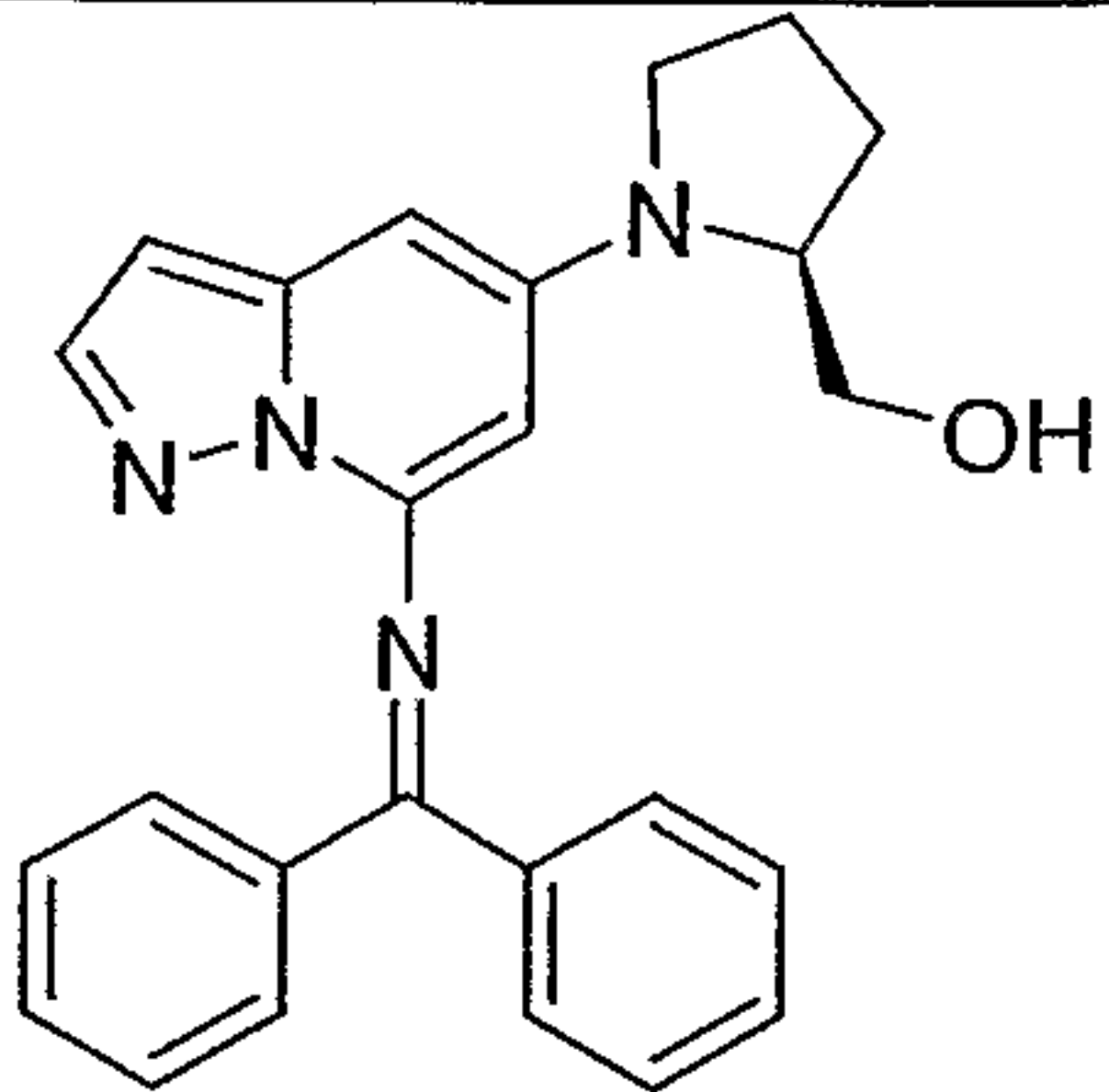
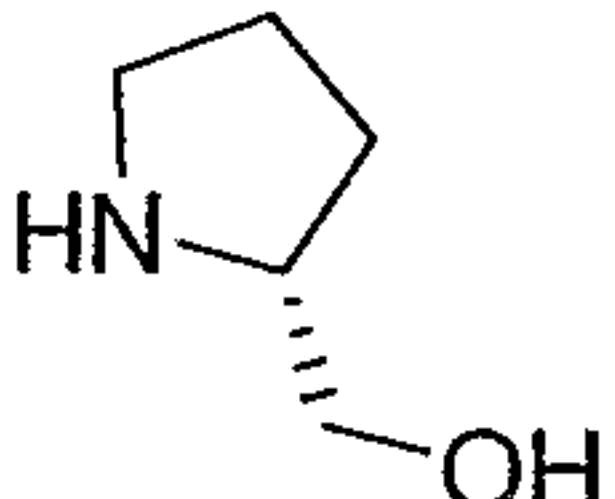
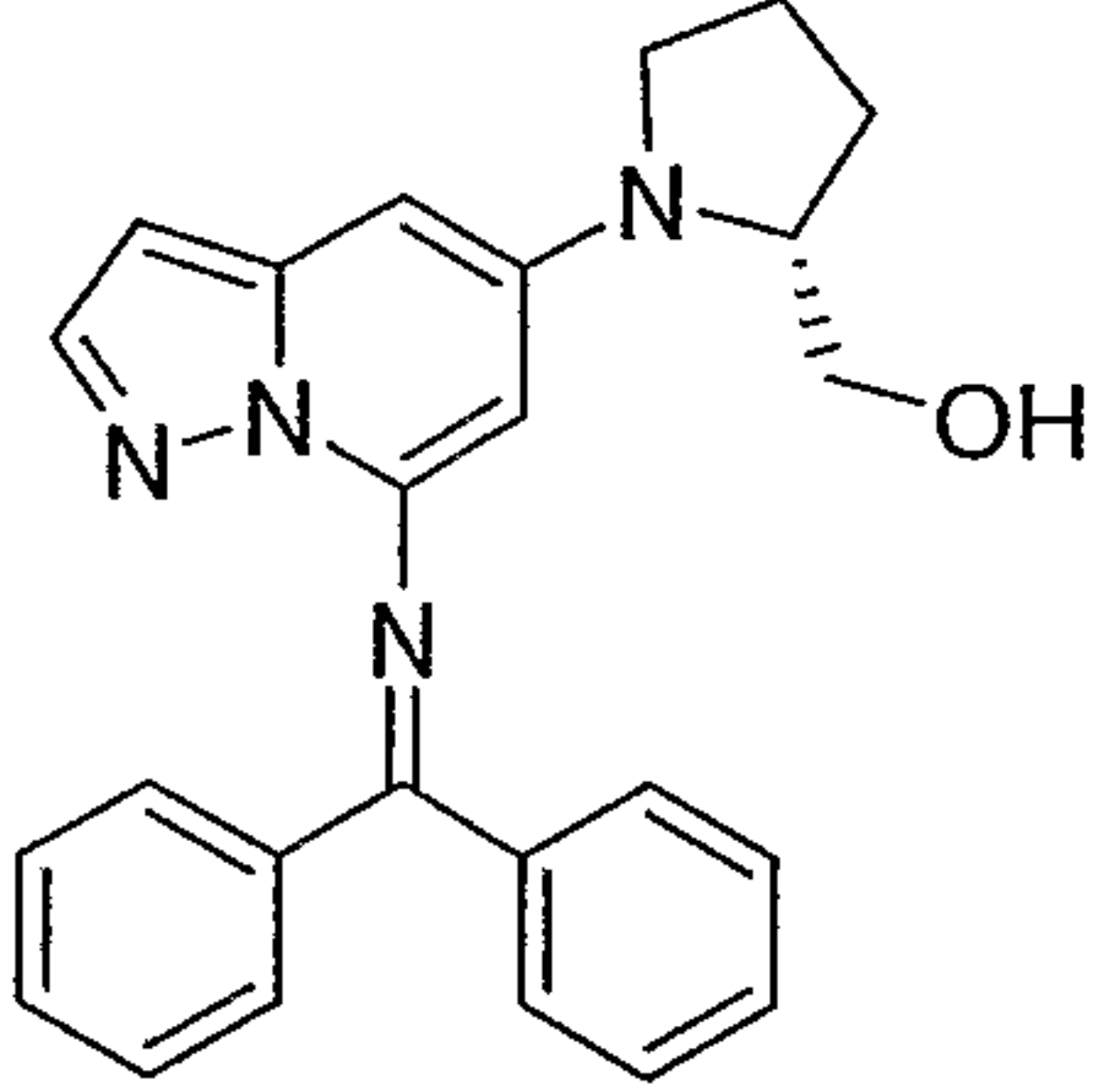
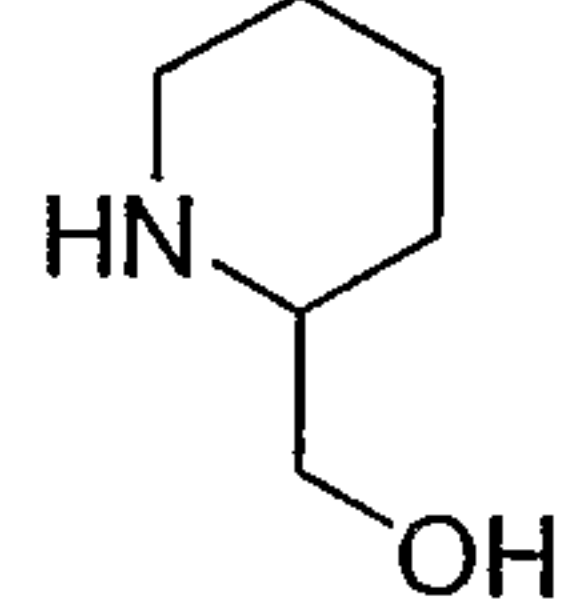
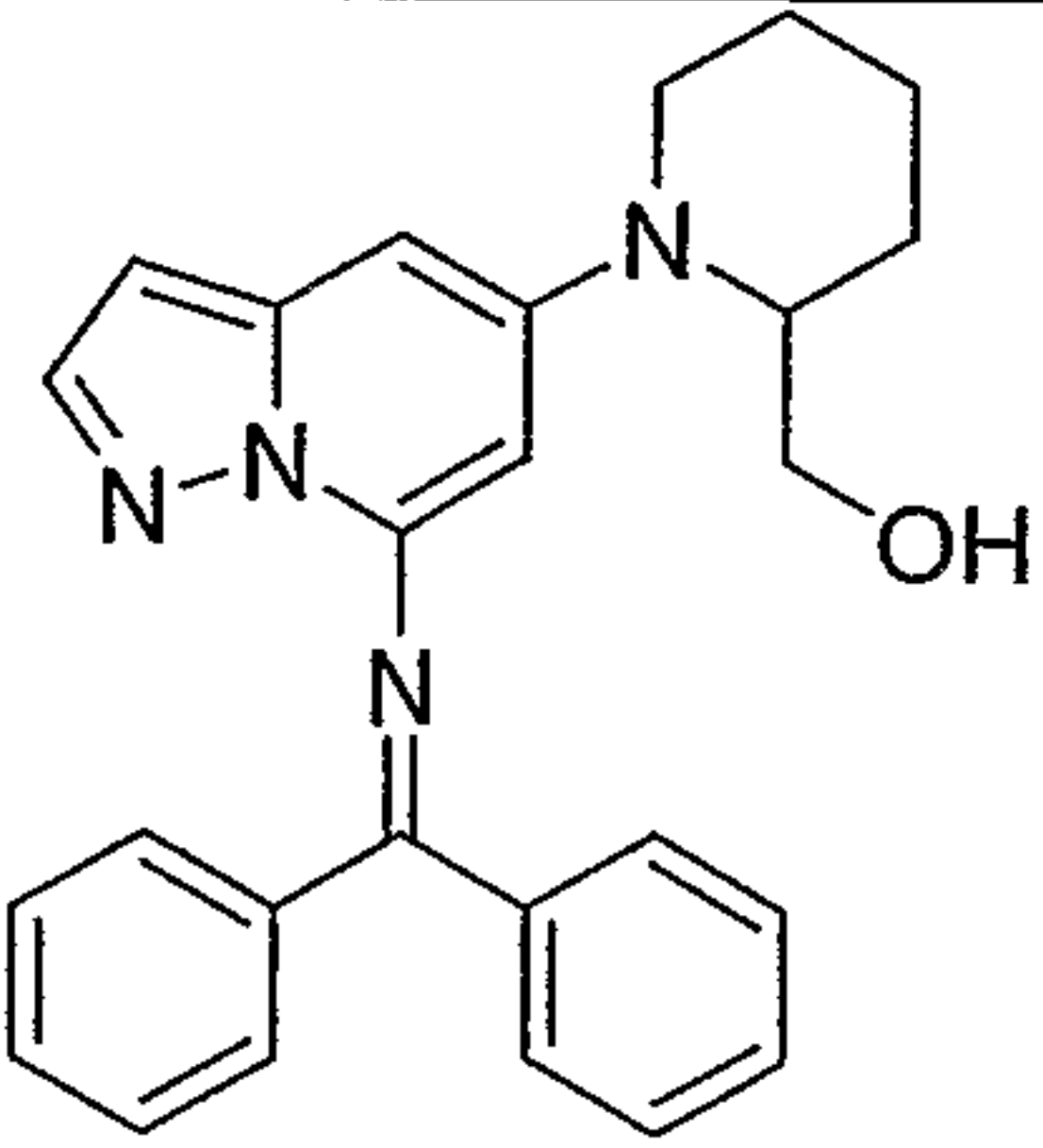
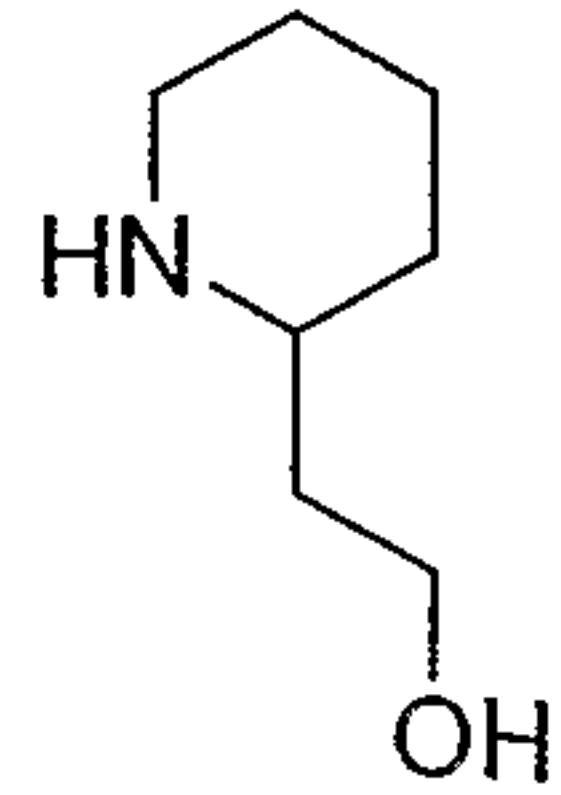
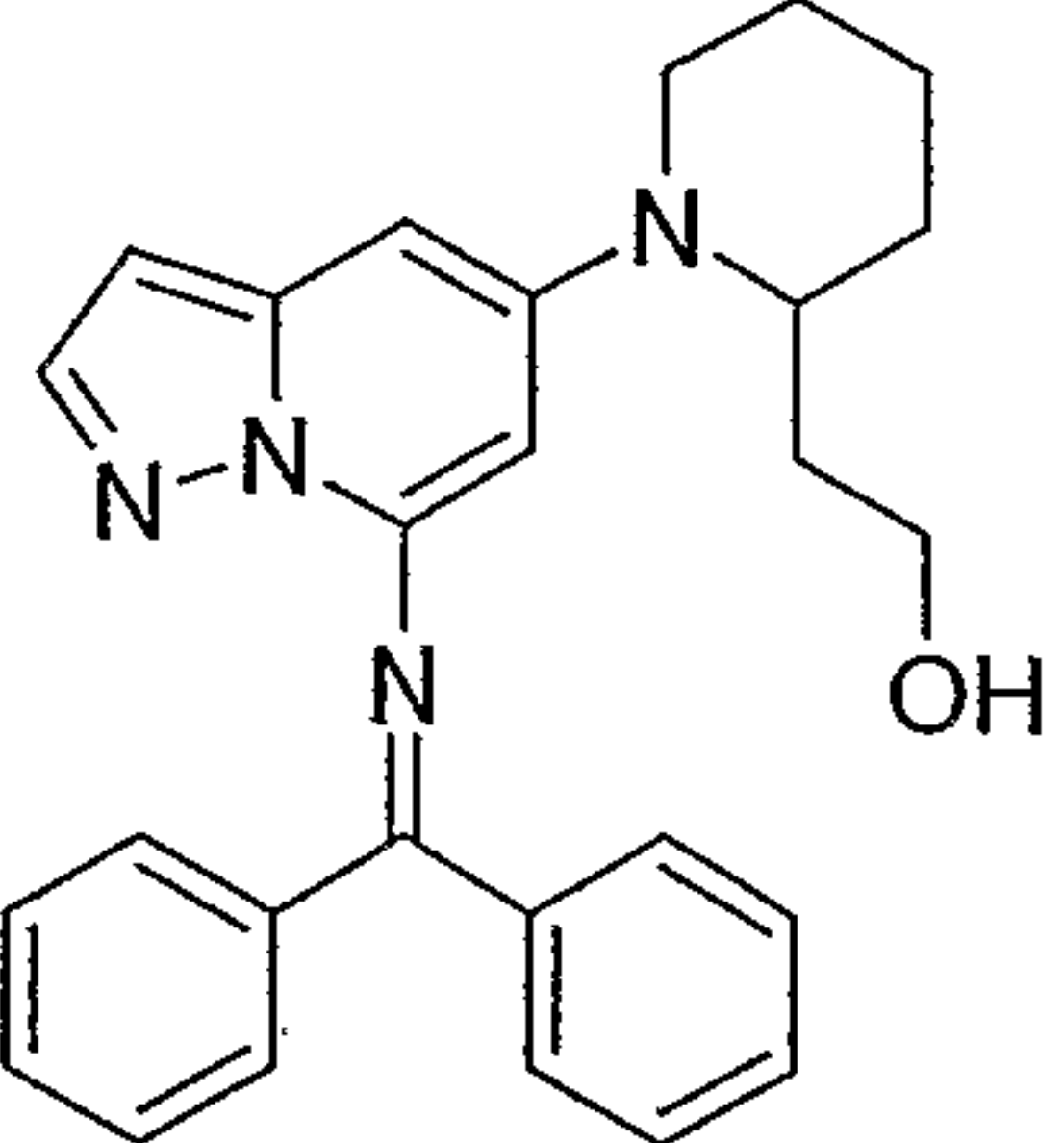
PREPARATIVE EXAMPLES 103-112

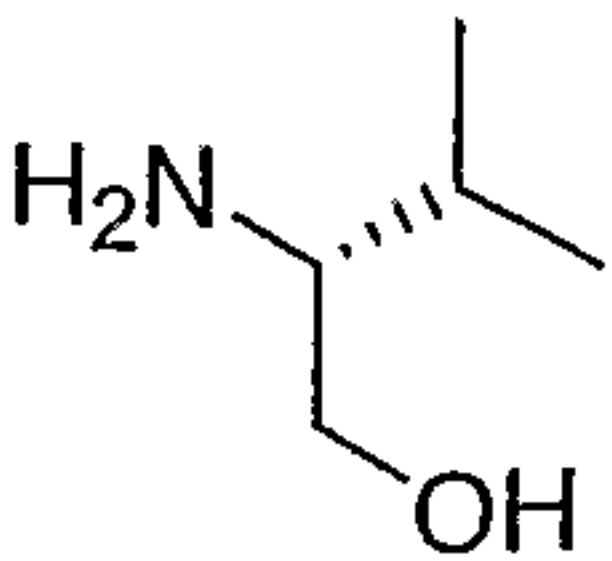
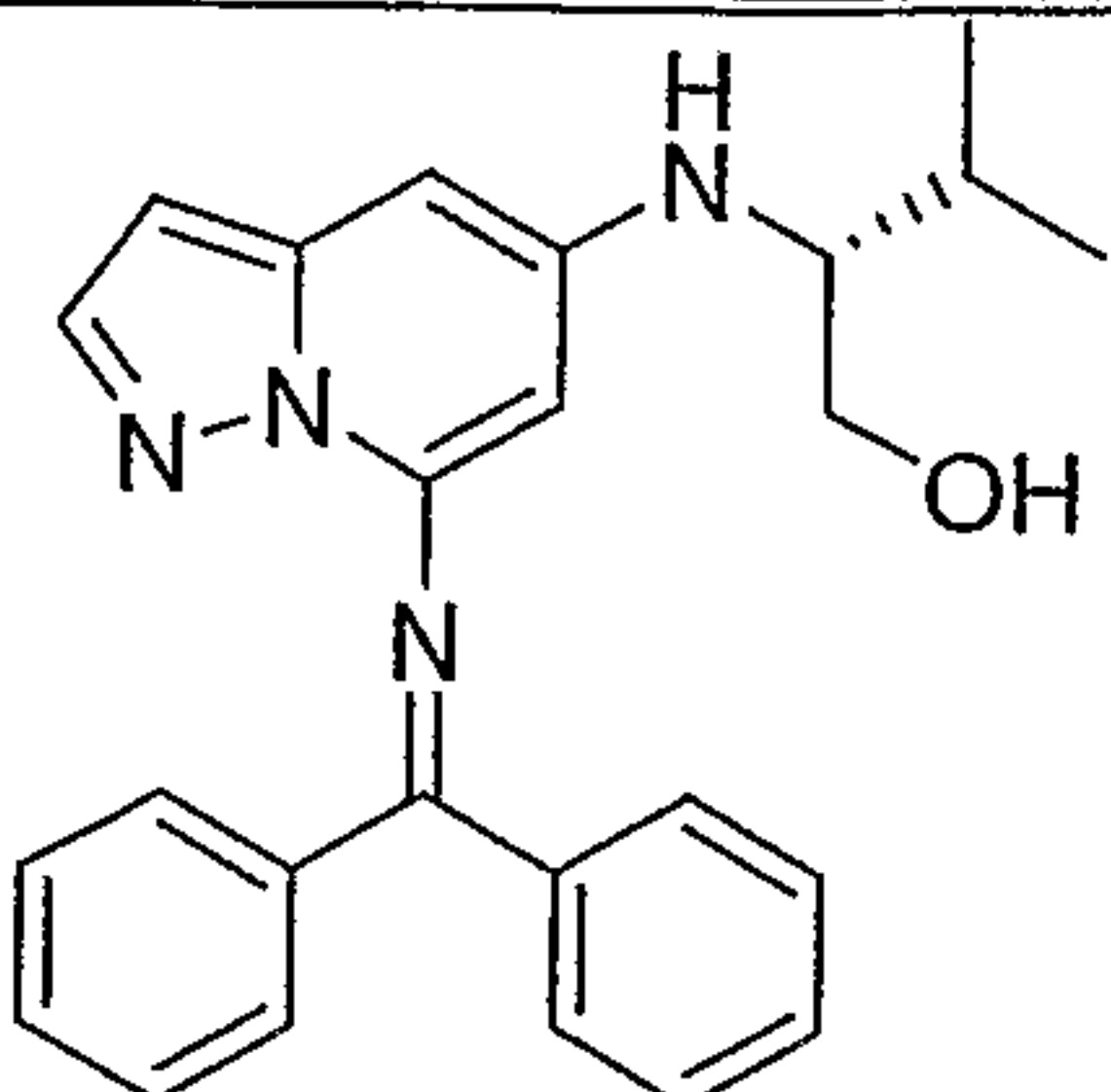
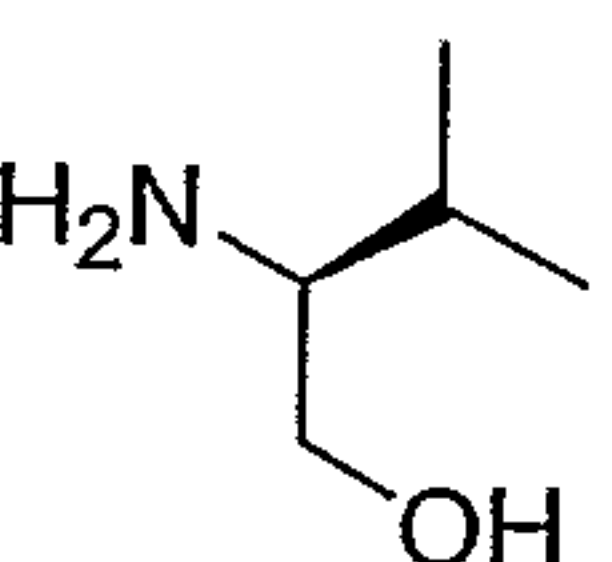
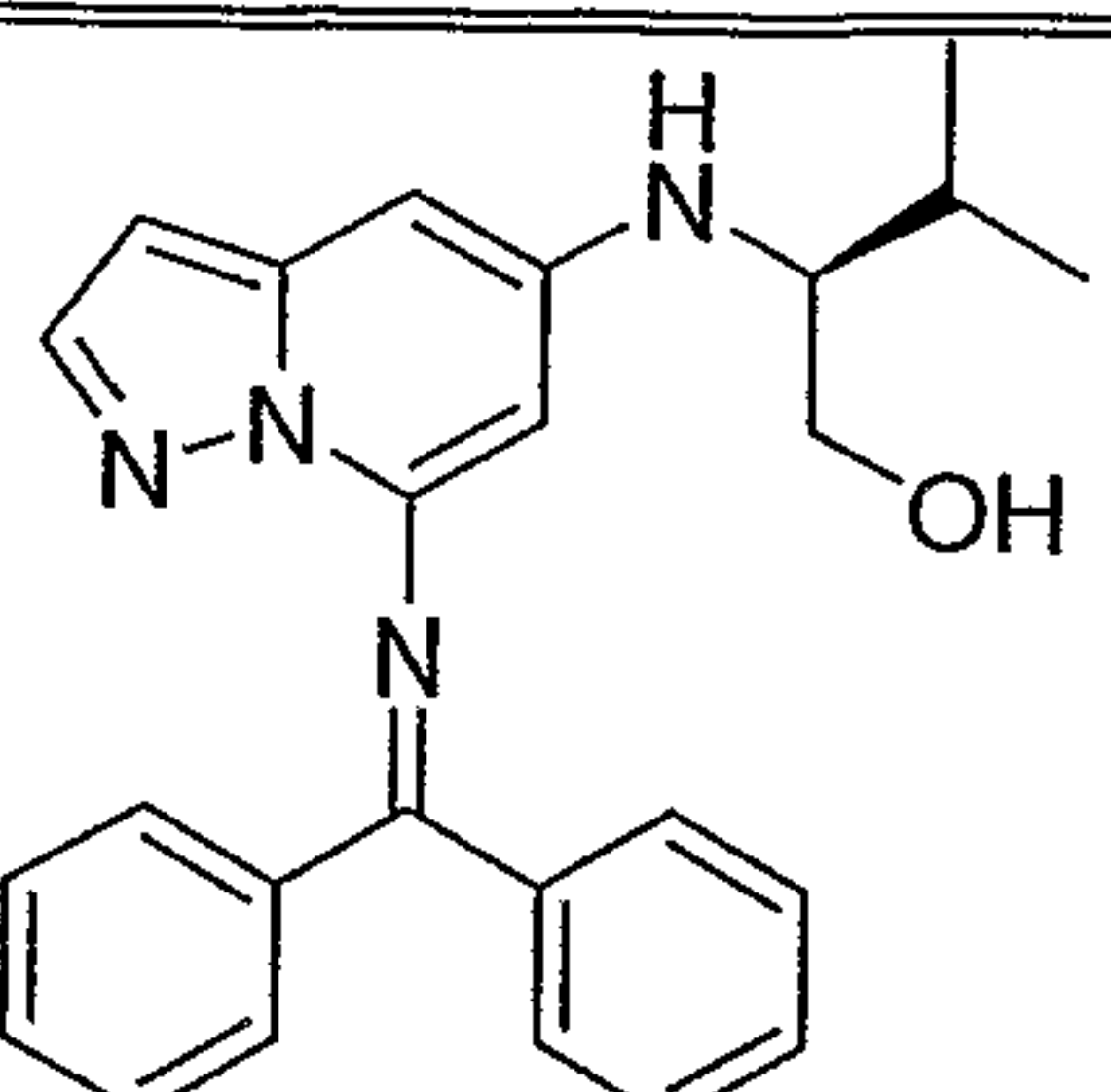
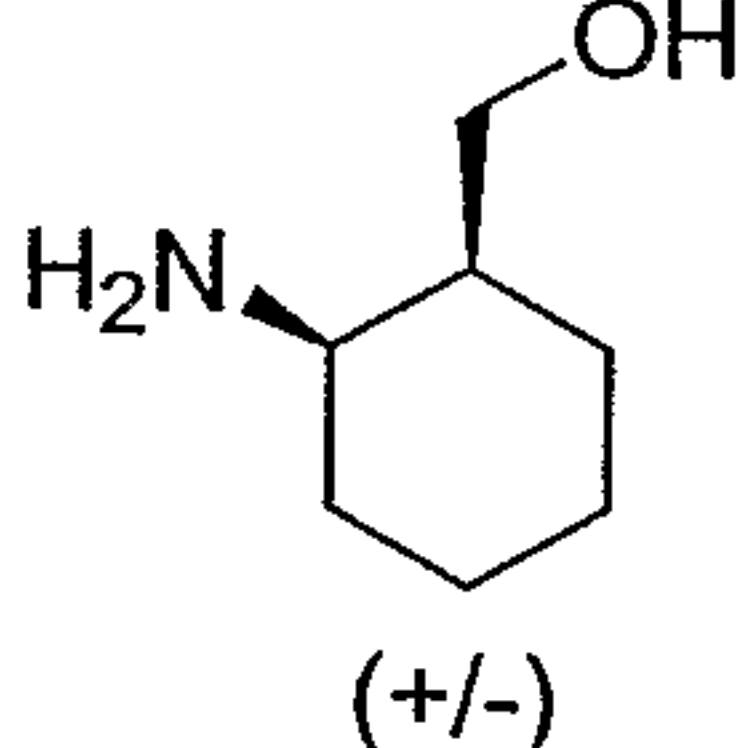
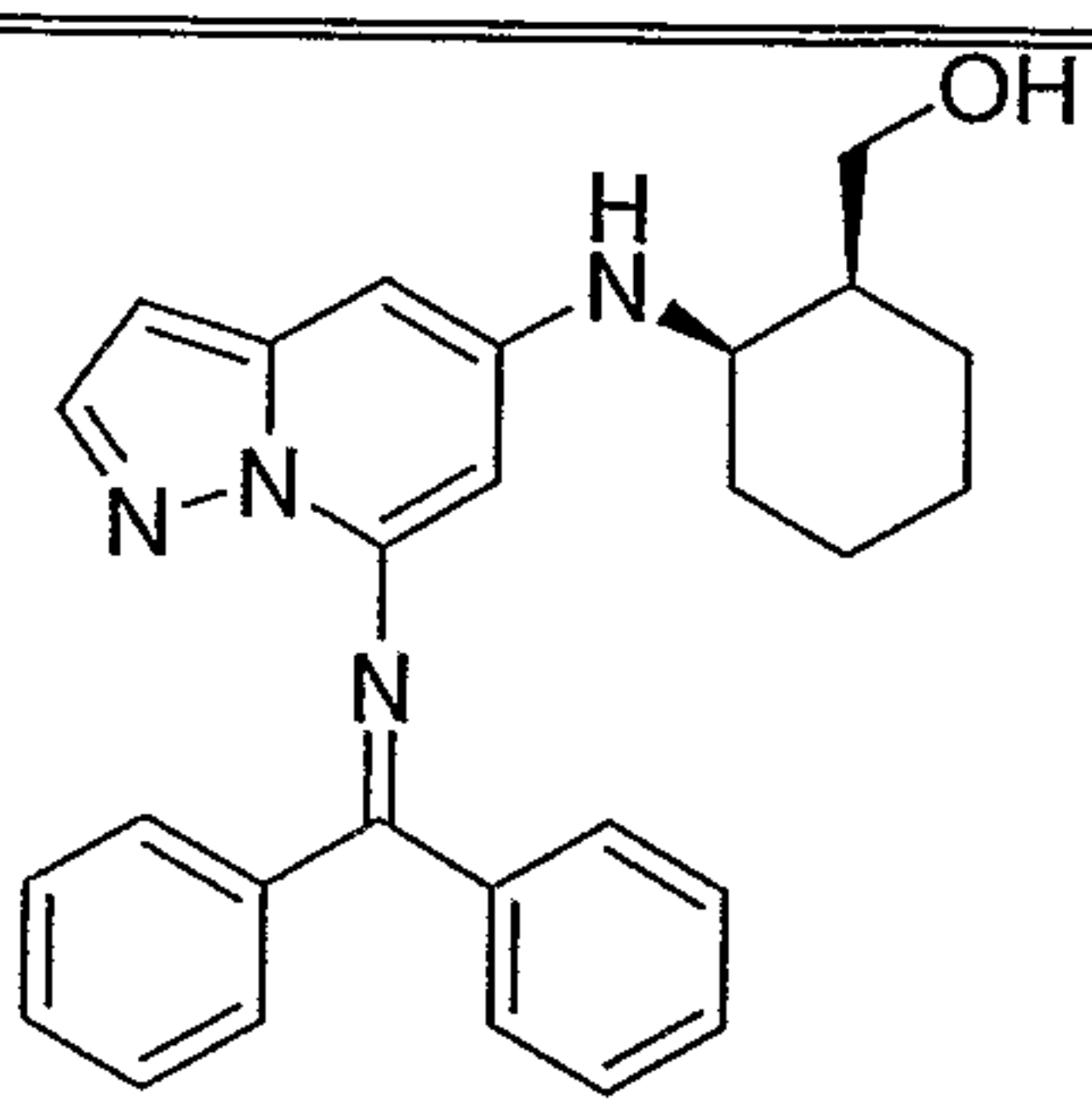
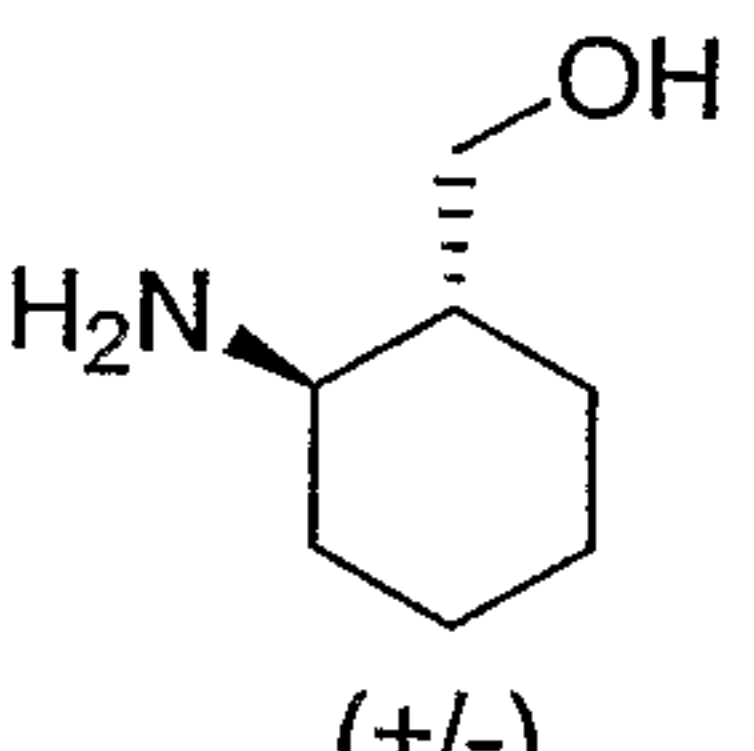
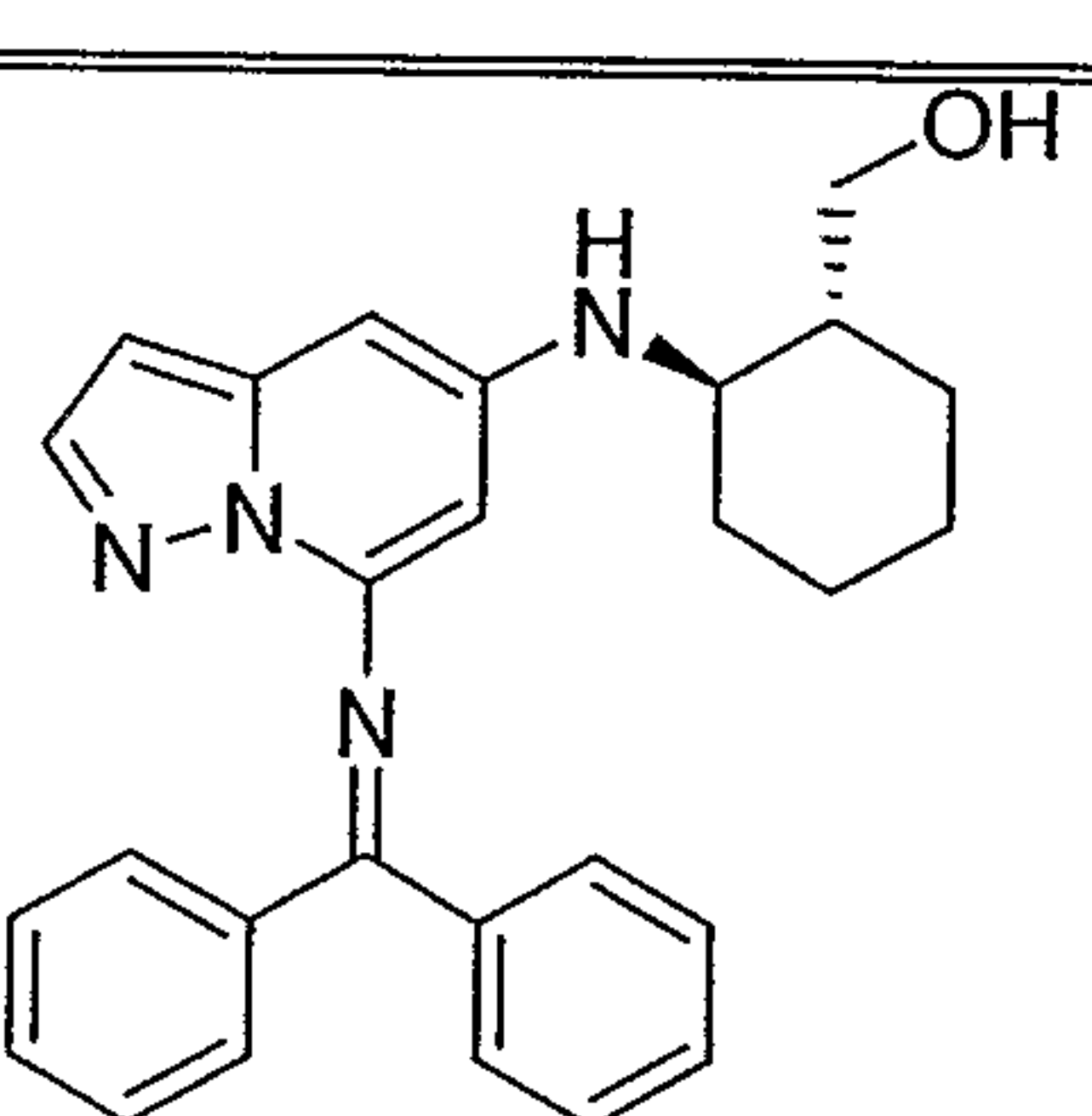
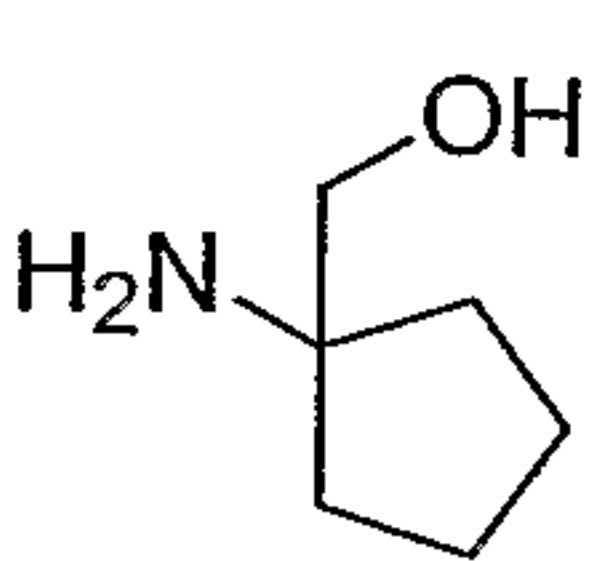
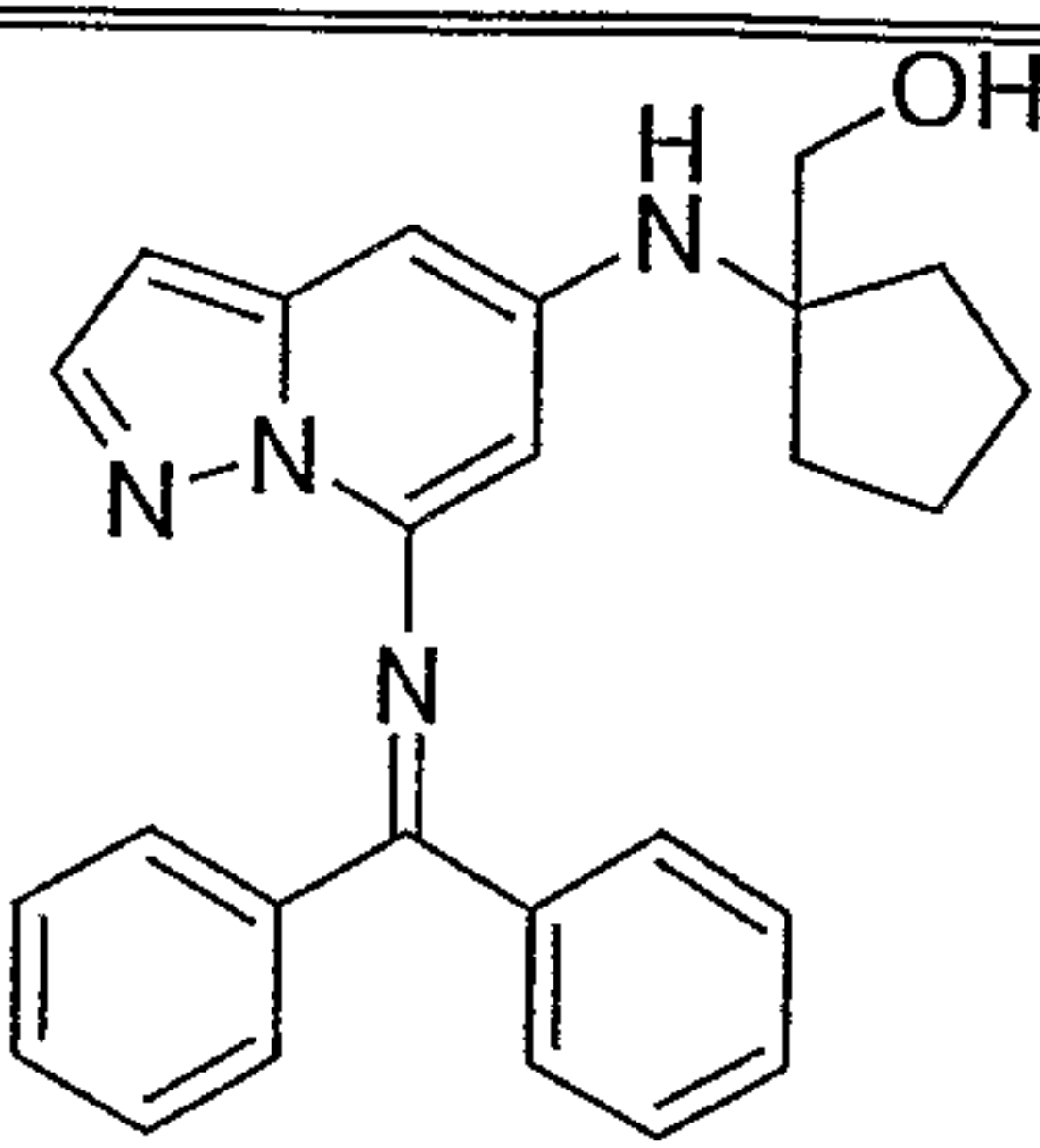
Following the procedure set forth in Example 102 except using the indicated amines (Table 5), the imine pyrazolo[1,5-a]pyridine adducts are prepared (Products).

Table 5

Prep. Ex.	Amine	Product
--------------	-------	---------

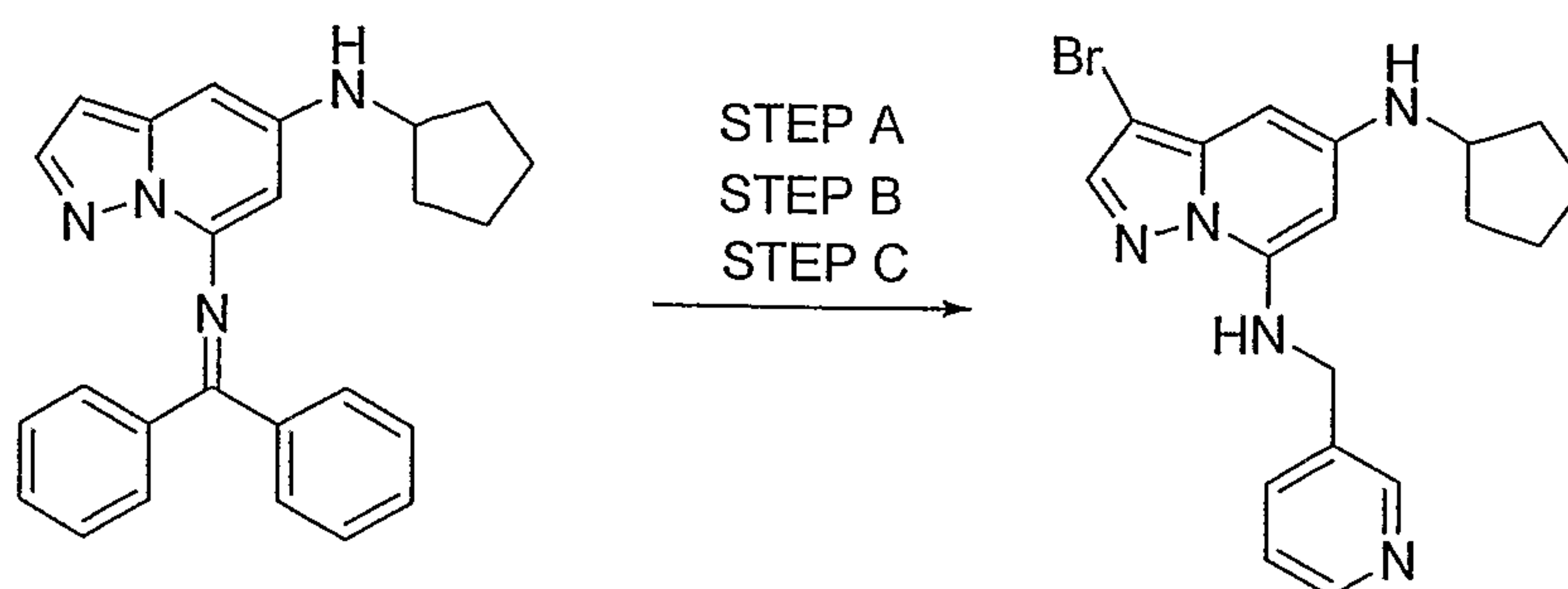
46

103		
104		
105		
106		
107		

108		
109		
110		
111		
112		

EXAMPLE 300

48



STEP A:

Treatment of the imine from Preparative Example X with NBS in CH₃CN affords the corresponding 3-Br adduct according to the procedure set forth in Preparative Example 60.

STEP B:

Treatment of the 3-bromo adduct from Step A under the conditions described in Preparative Example 70 affords the corresponding aniline derivative.

STEP C:

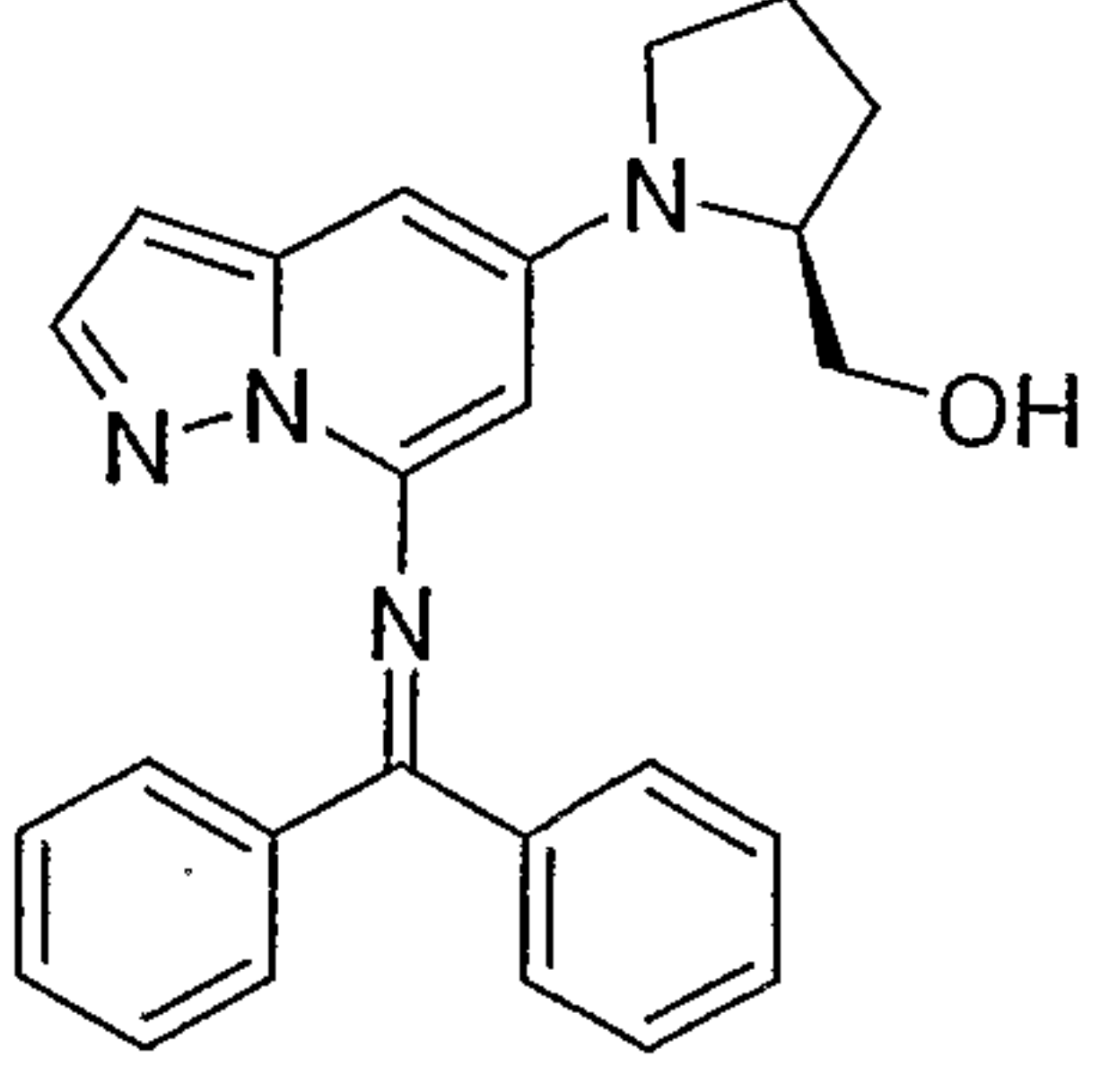
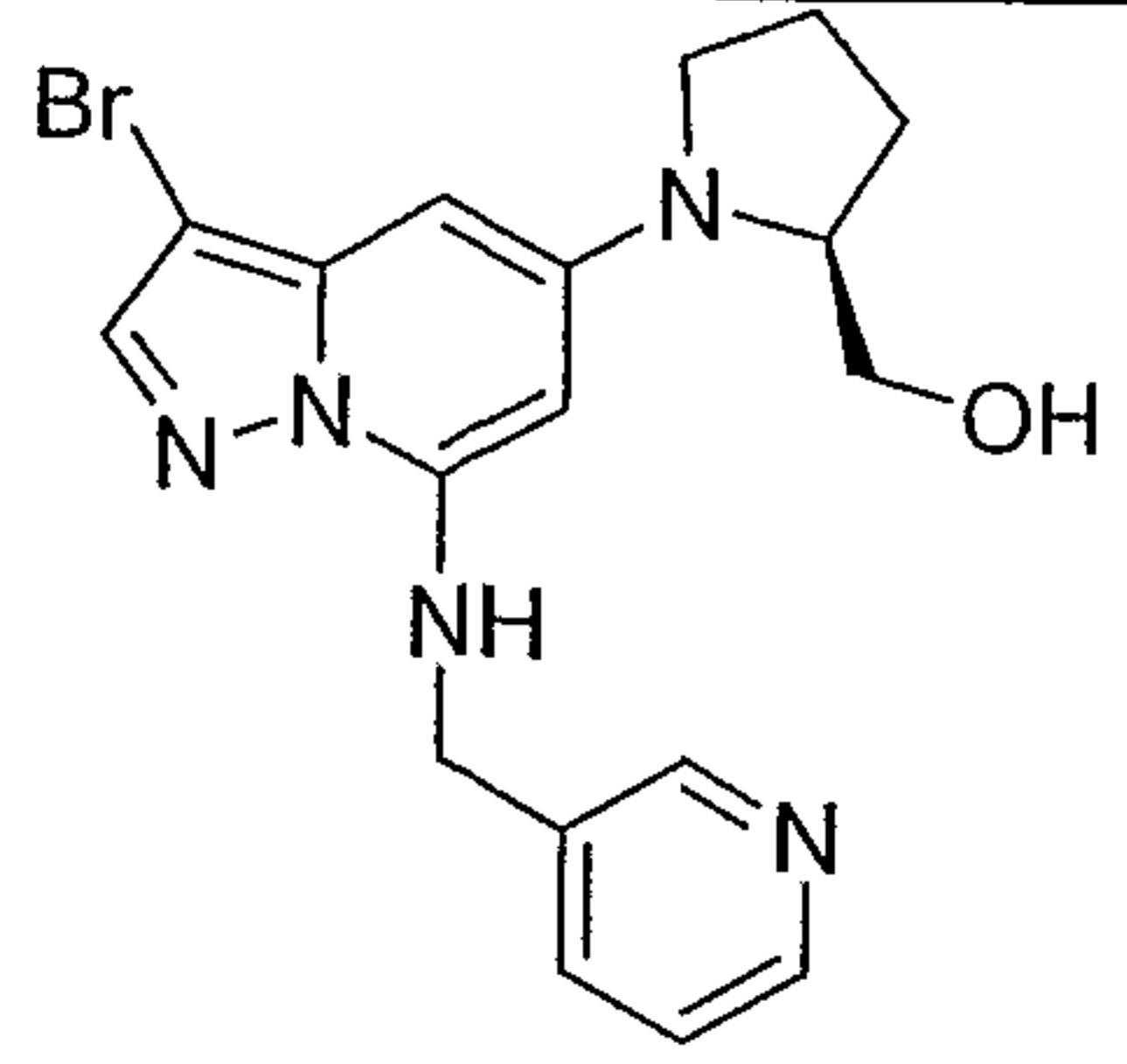
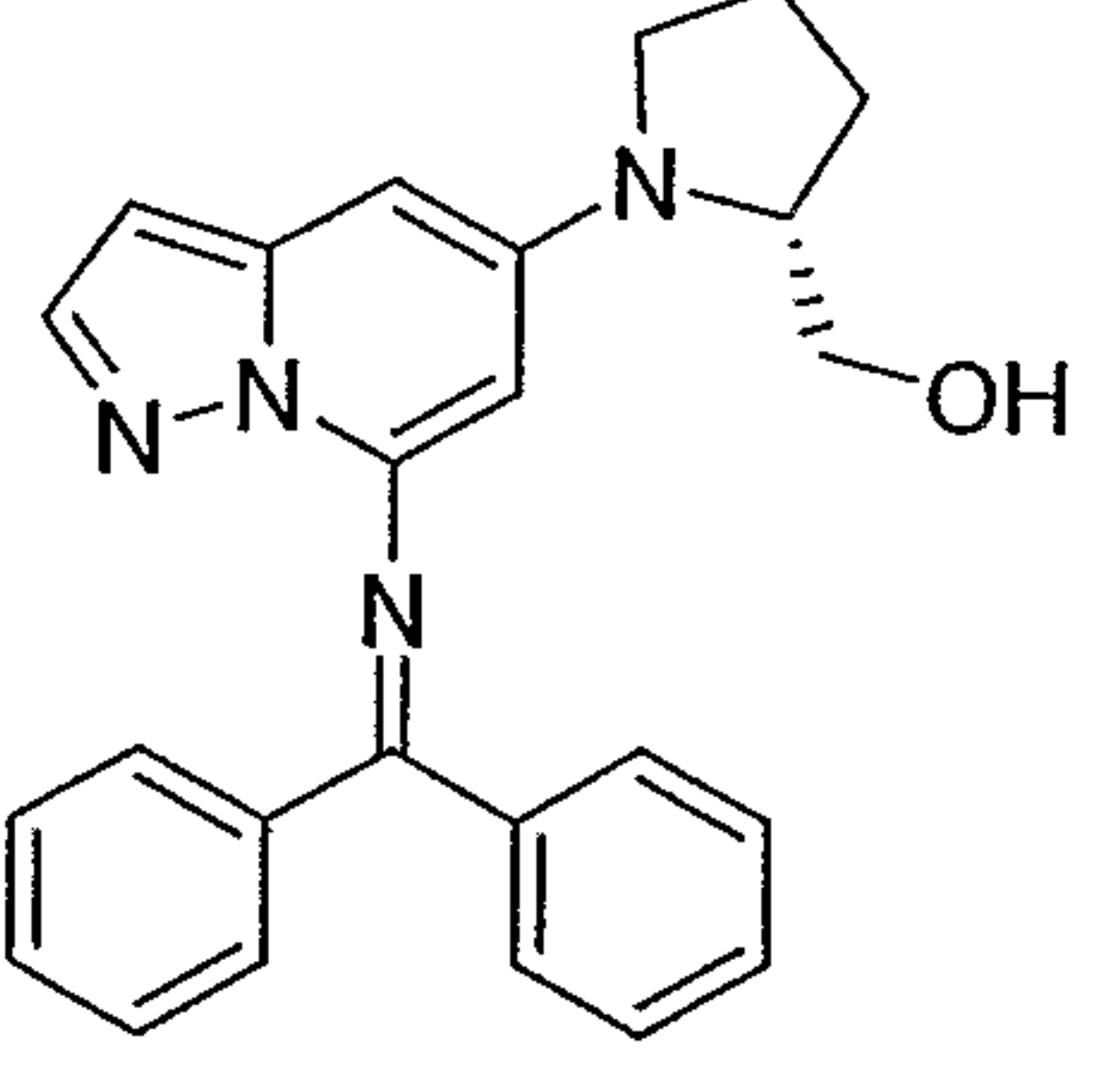
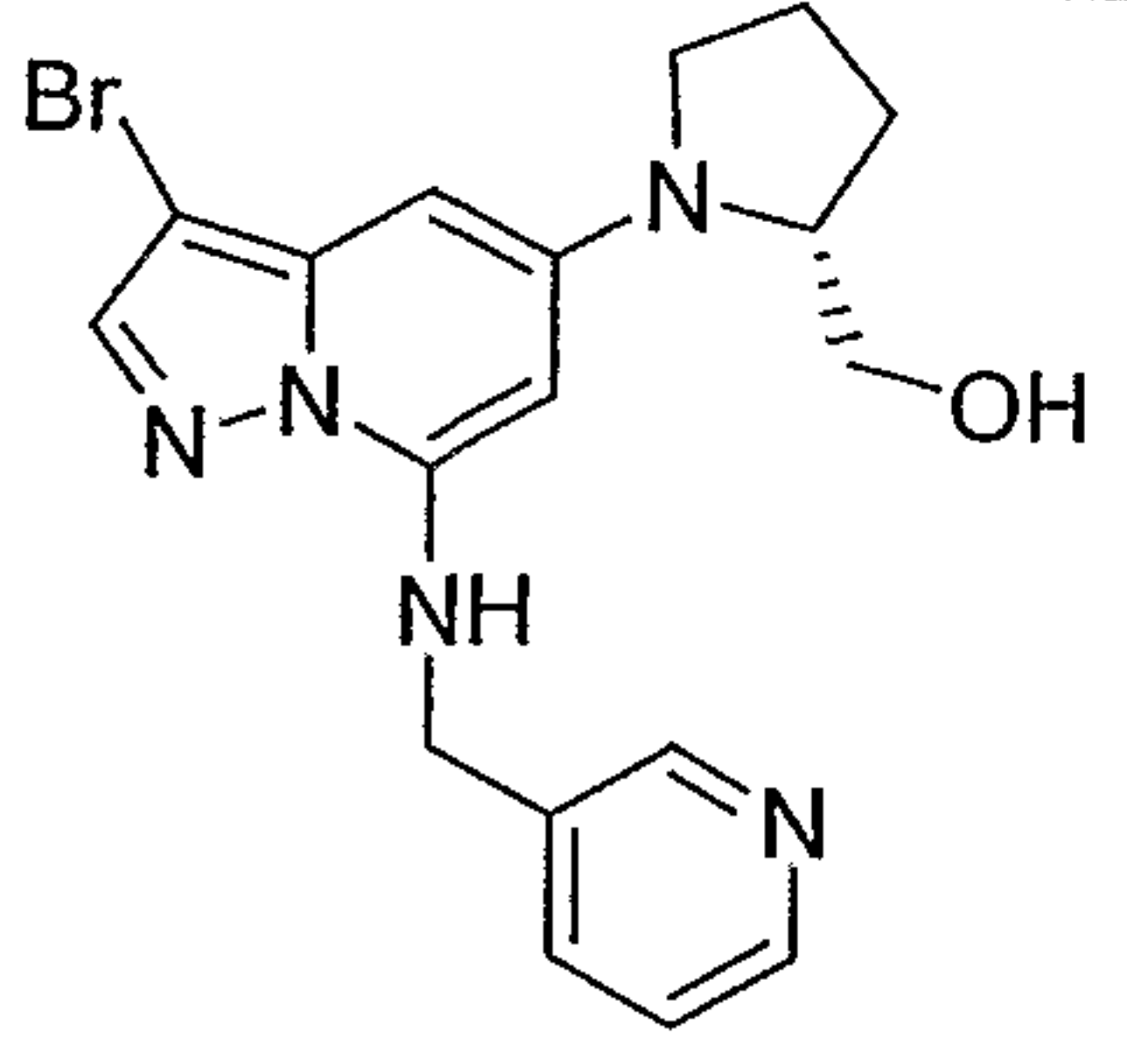
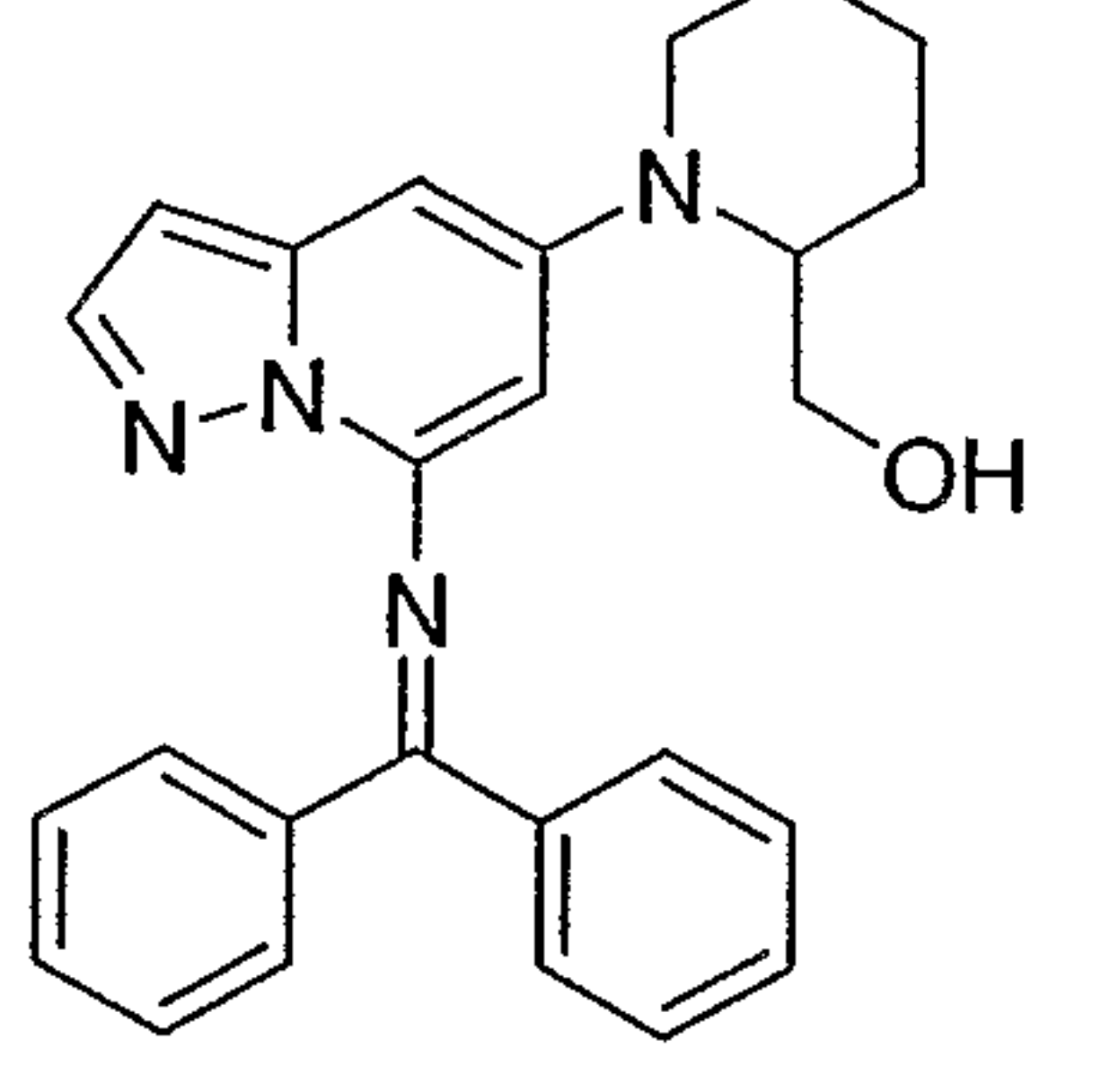
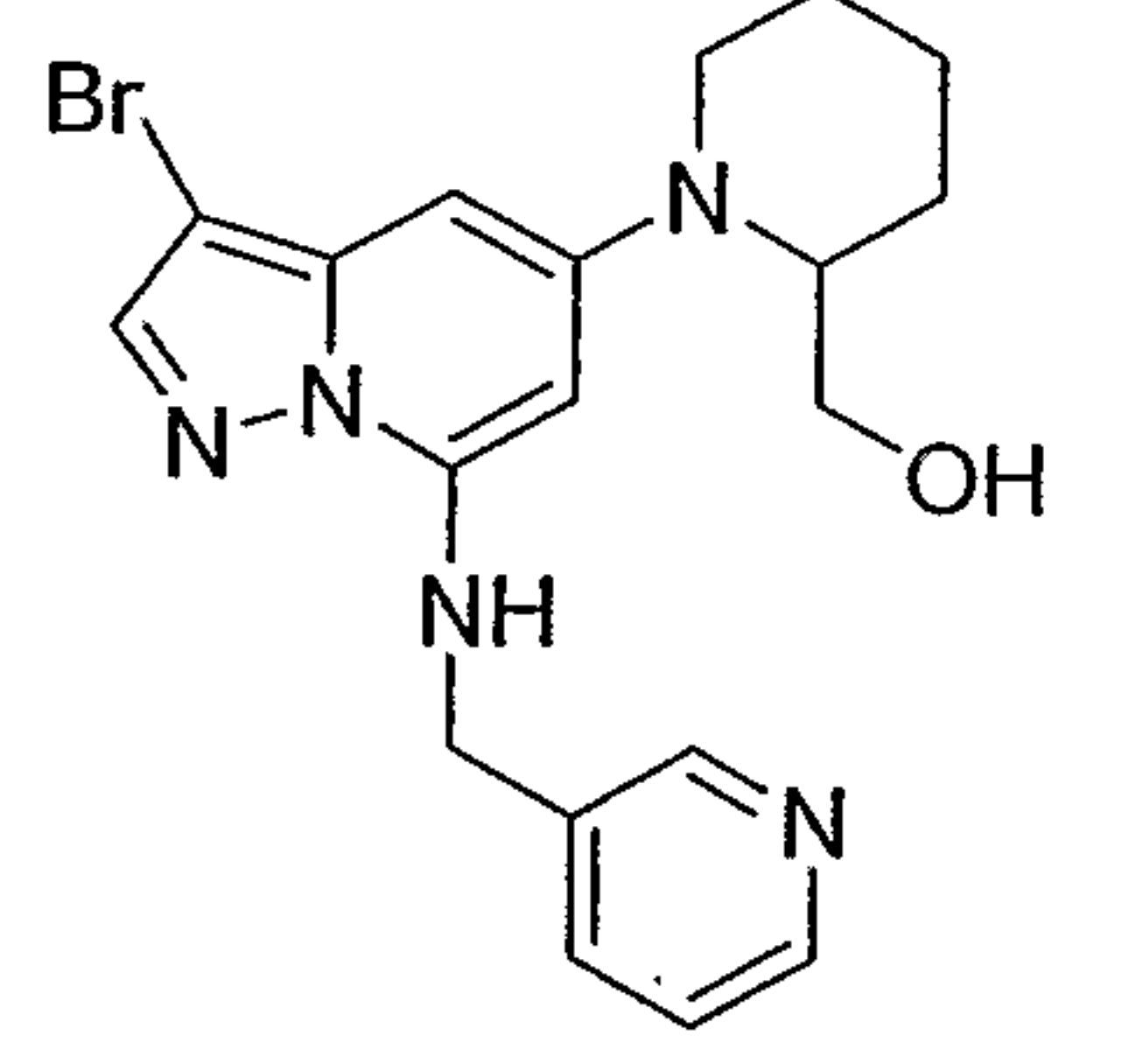
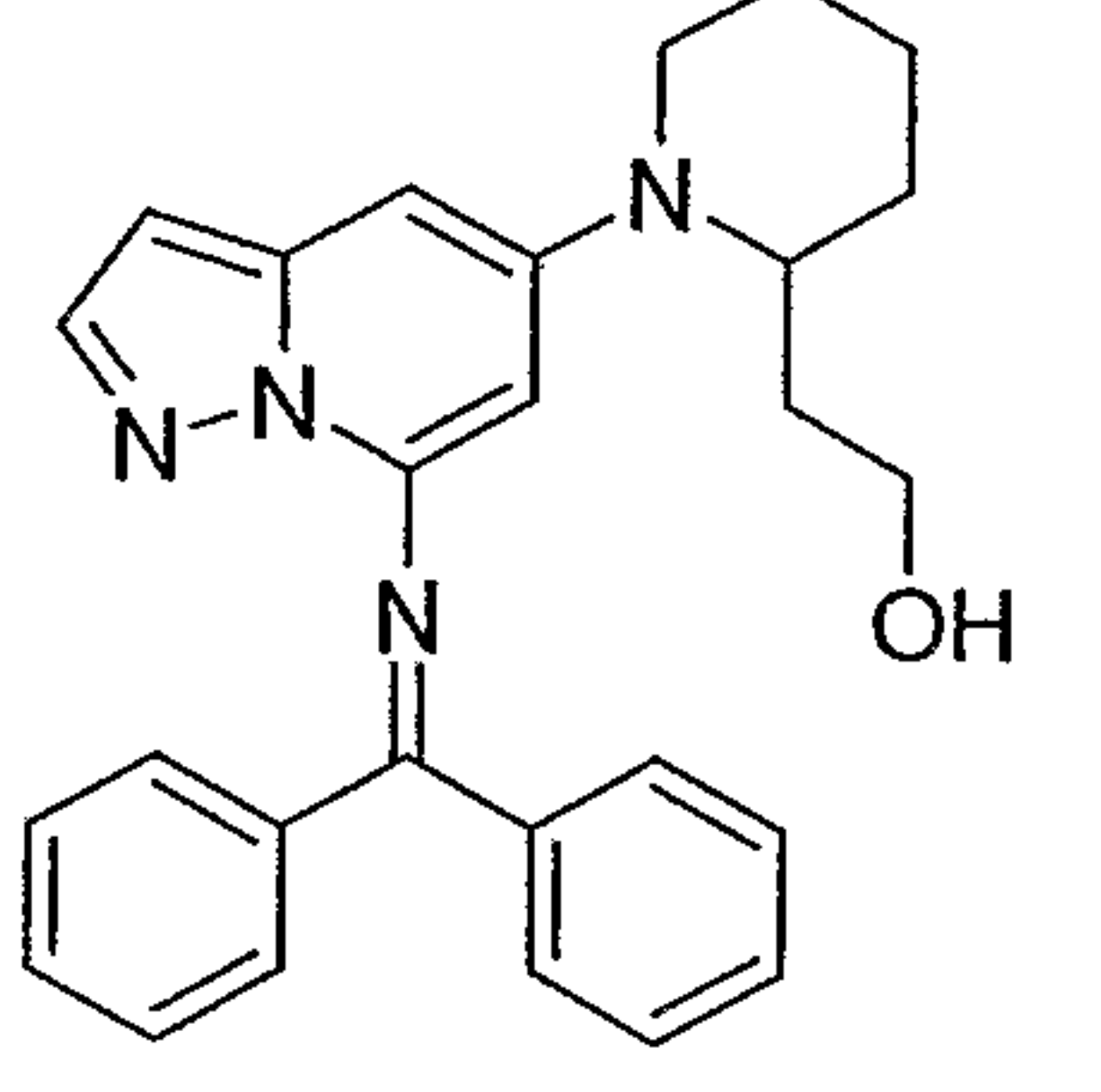
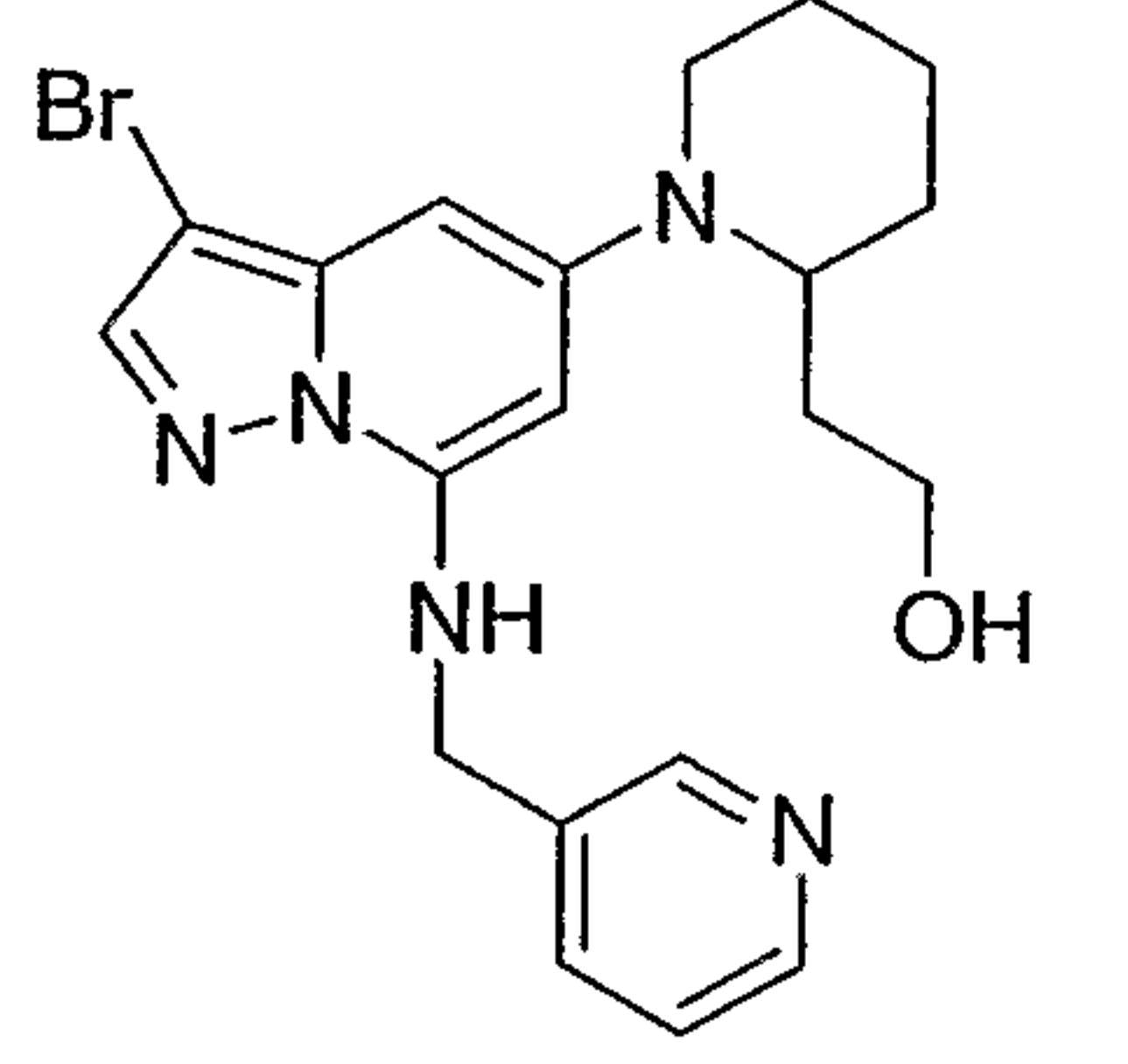
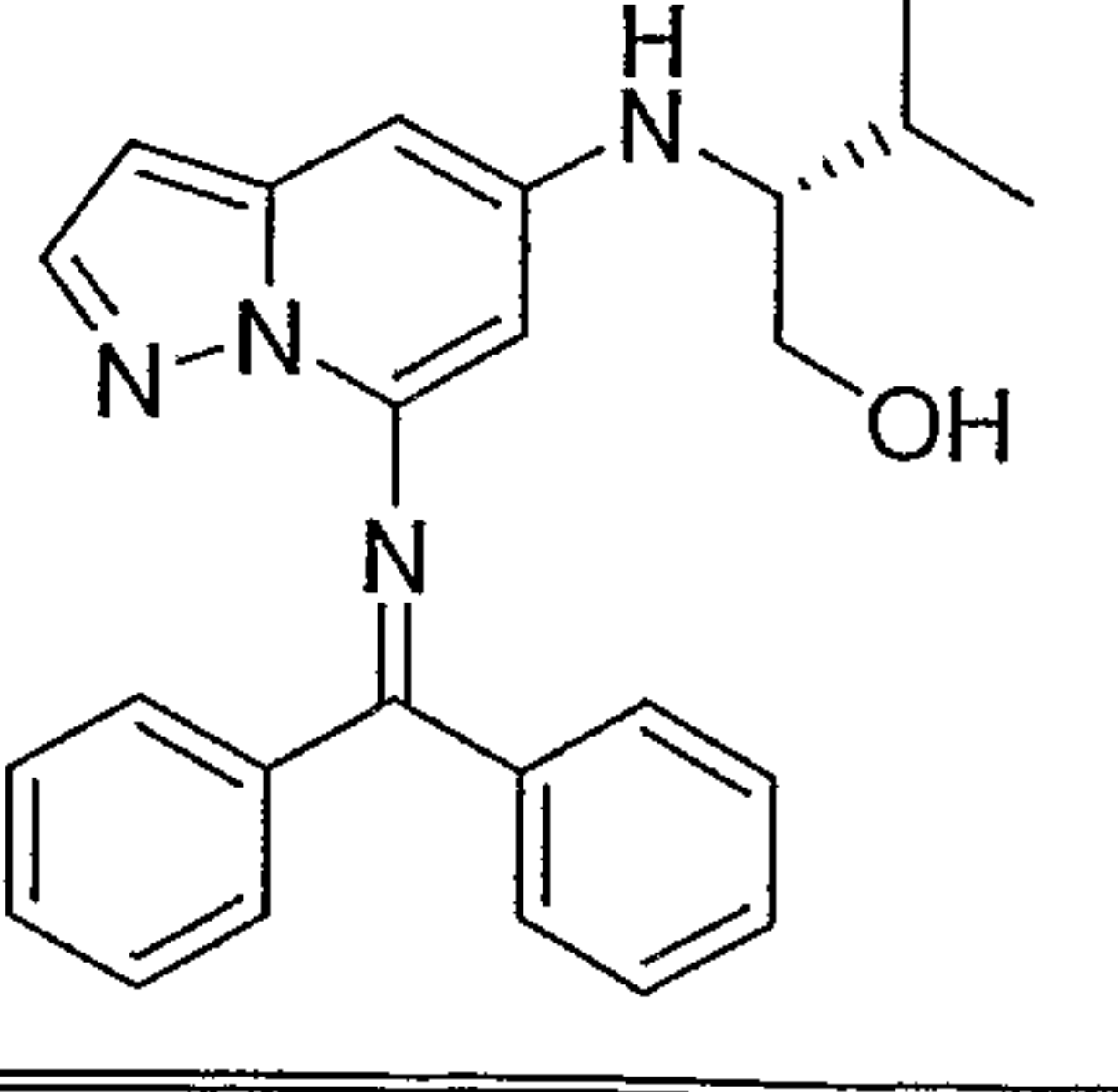
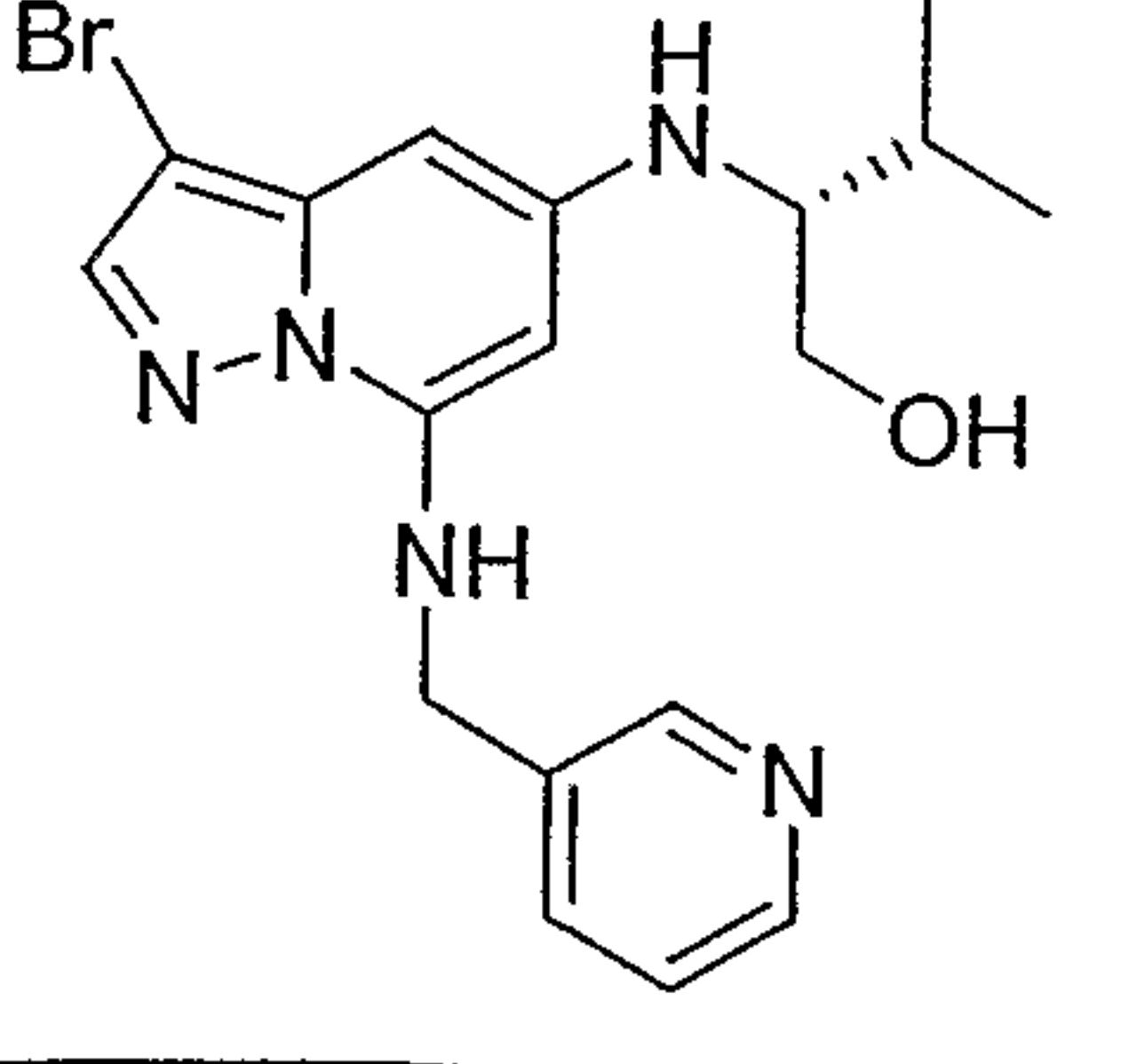
Treatment of the aniline derivative from Step B under the reductive amination conditions described in Example 80 and employing 3-pyridinecarboxaldehyde affords the title compound.

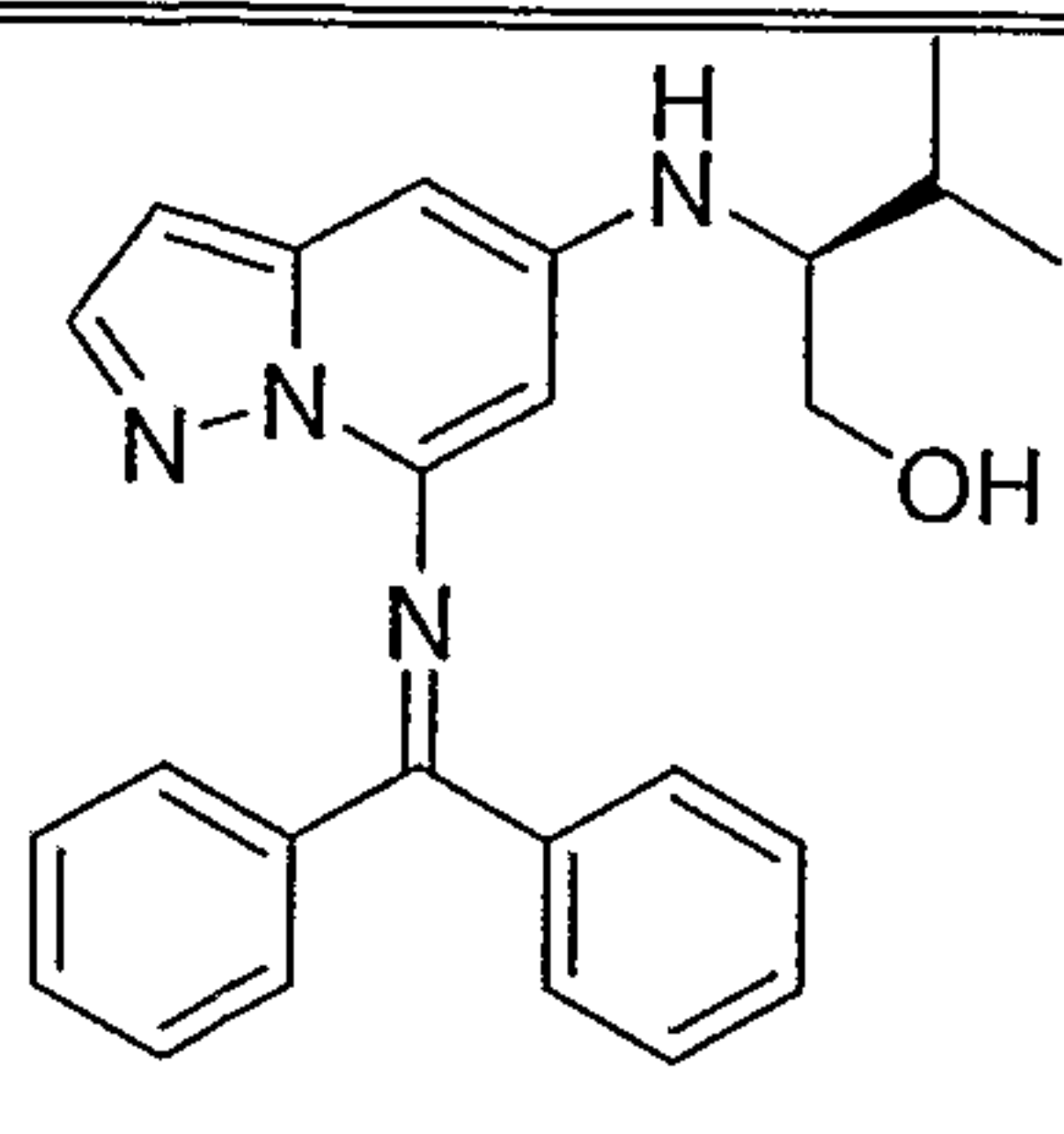
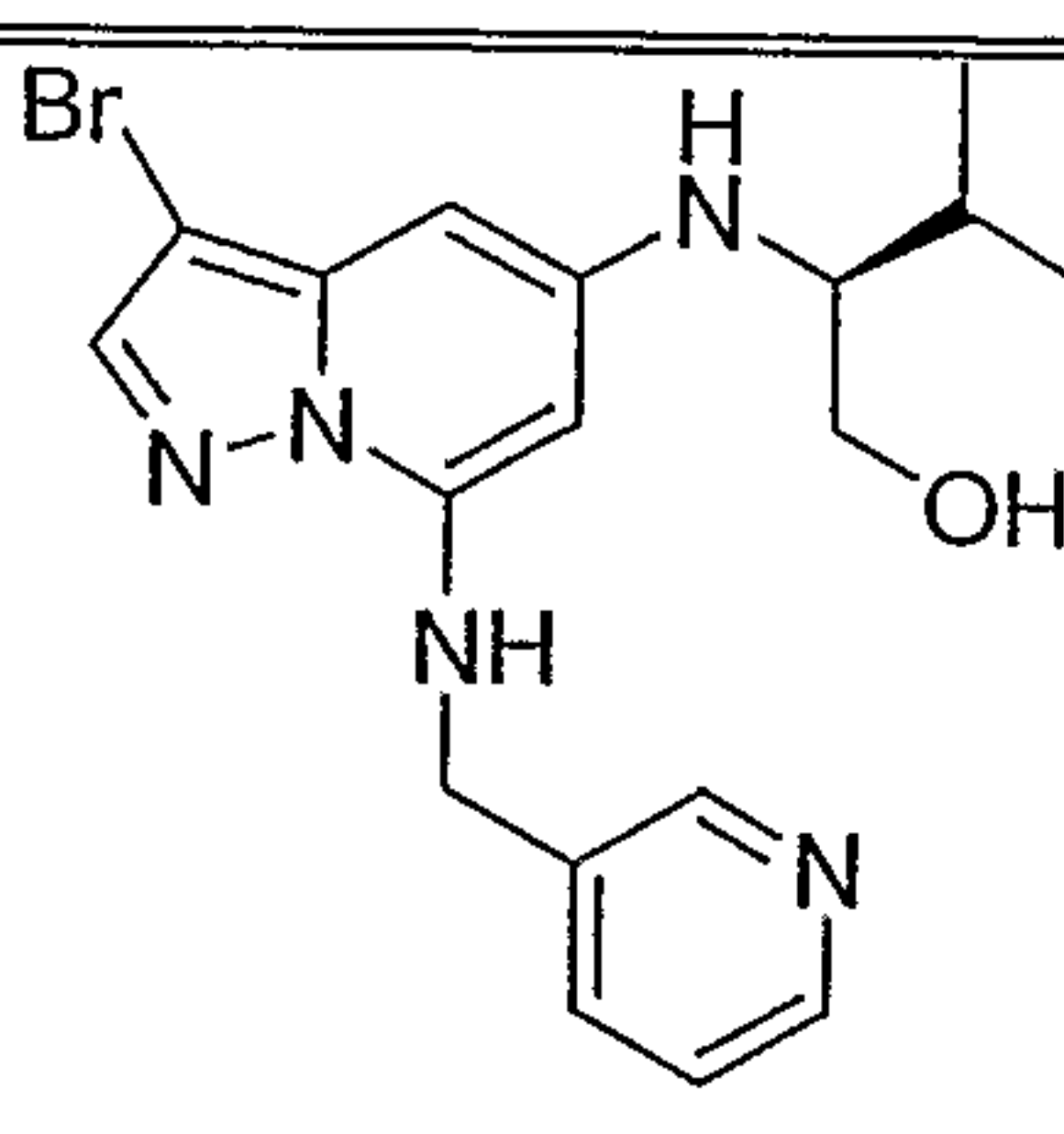
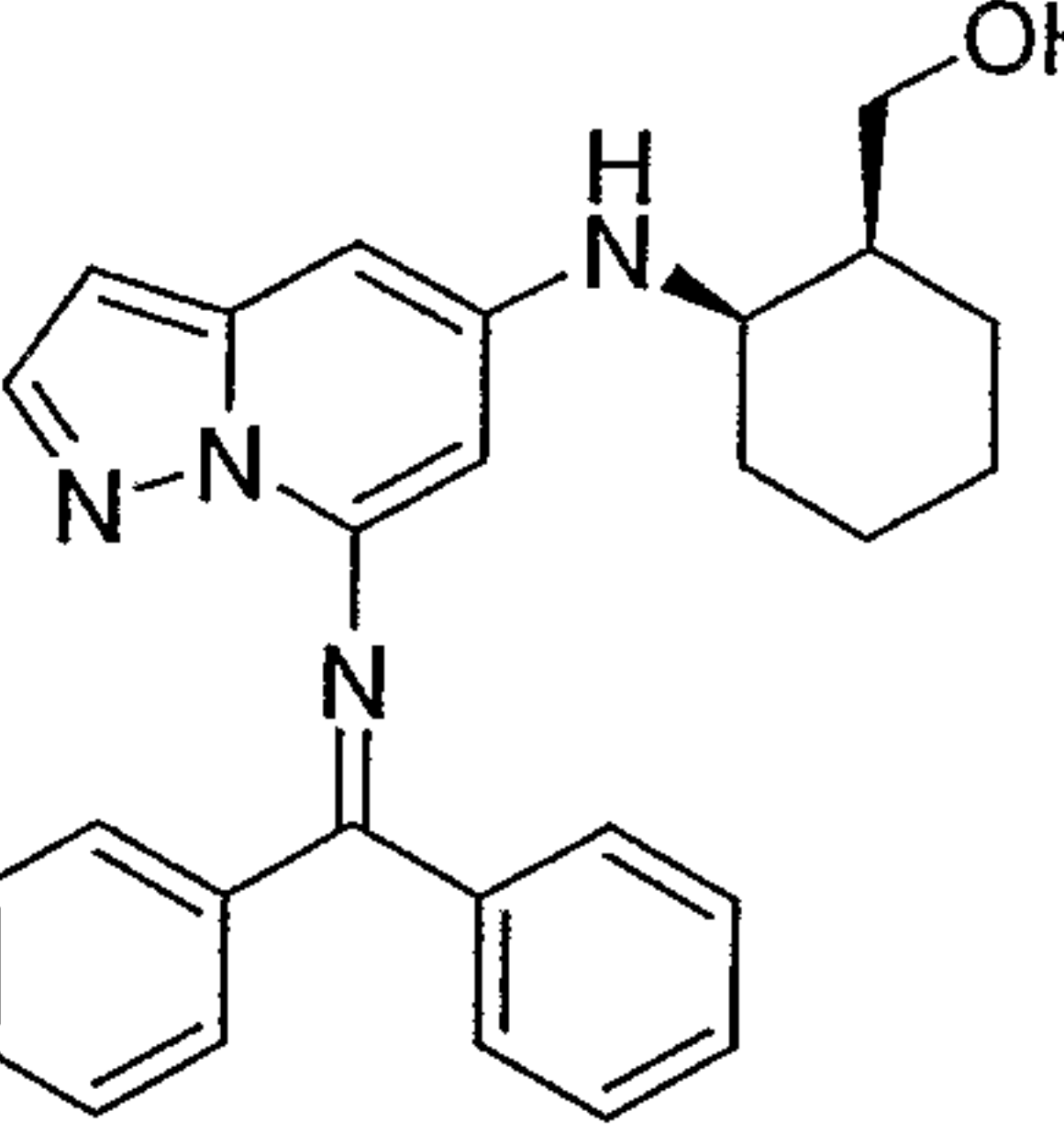
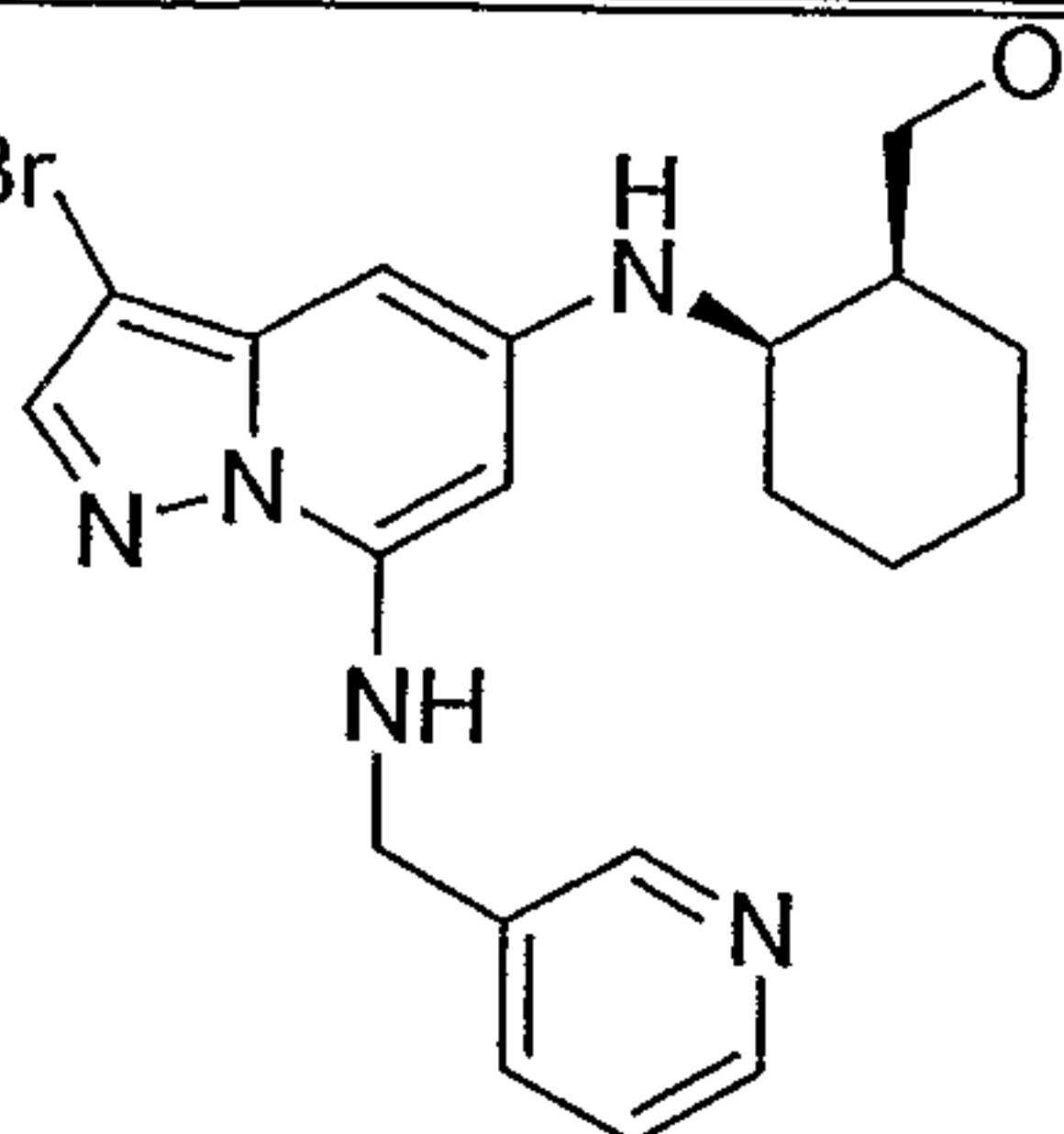
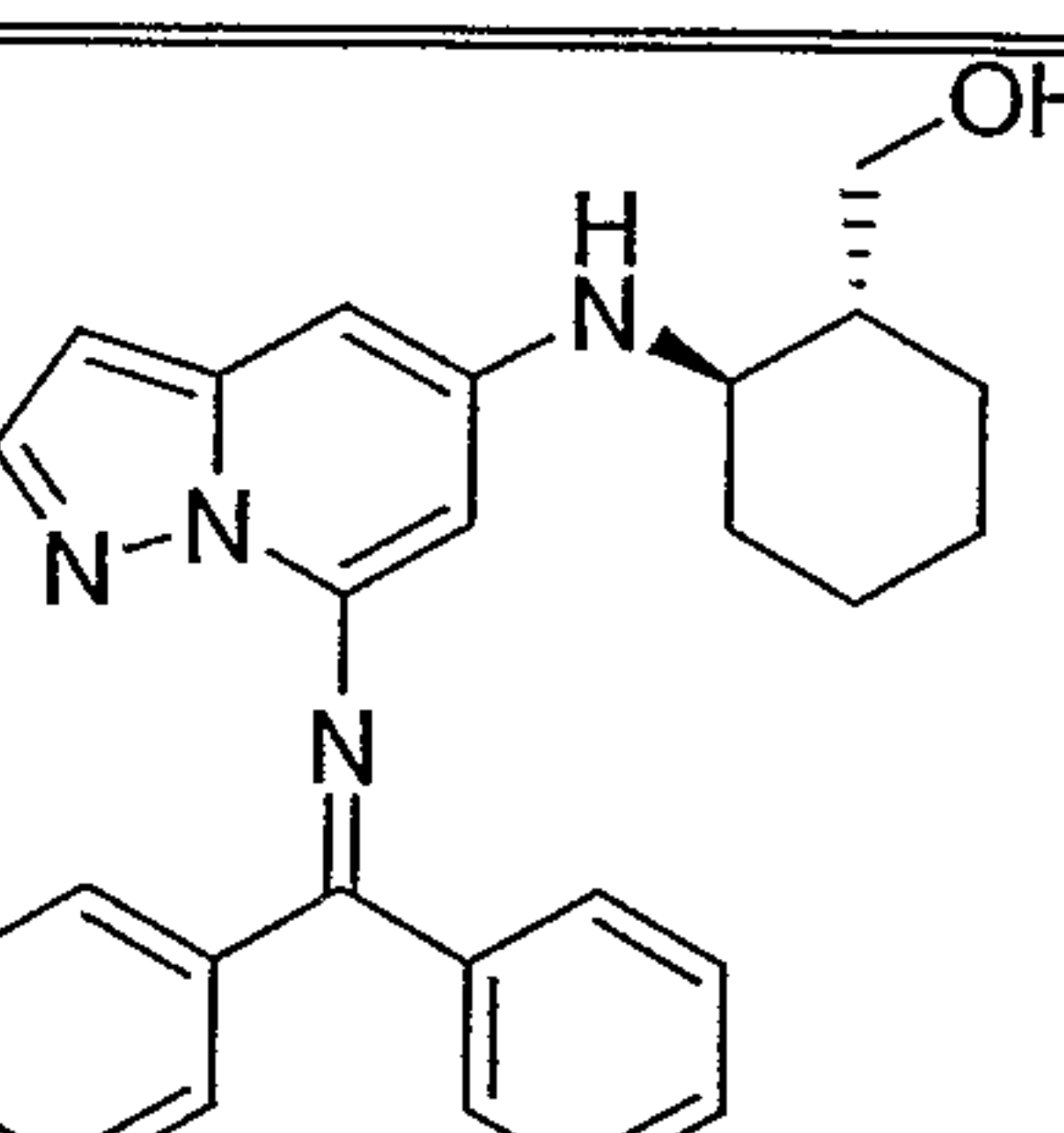
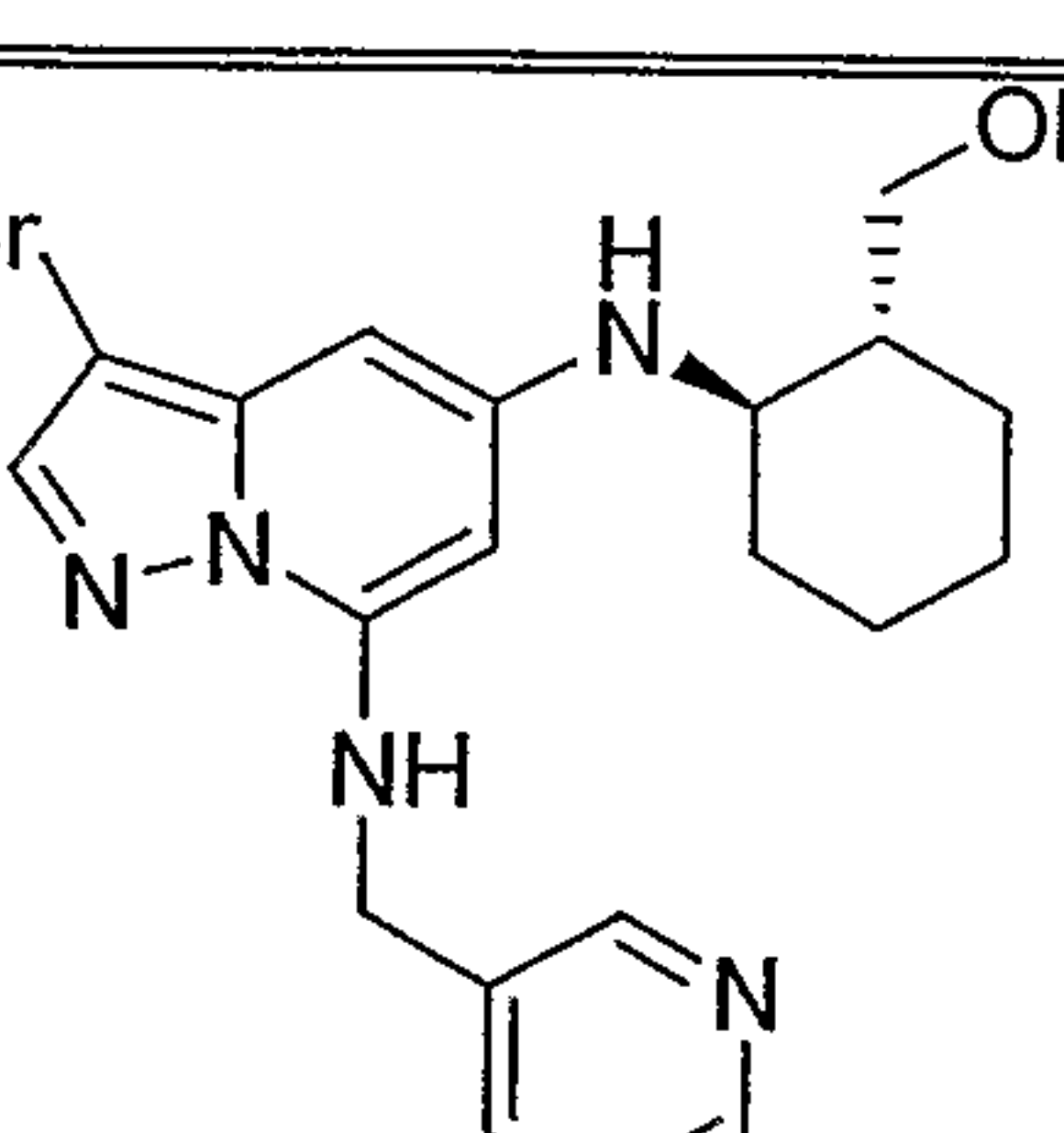
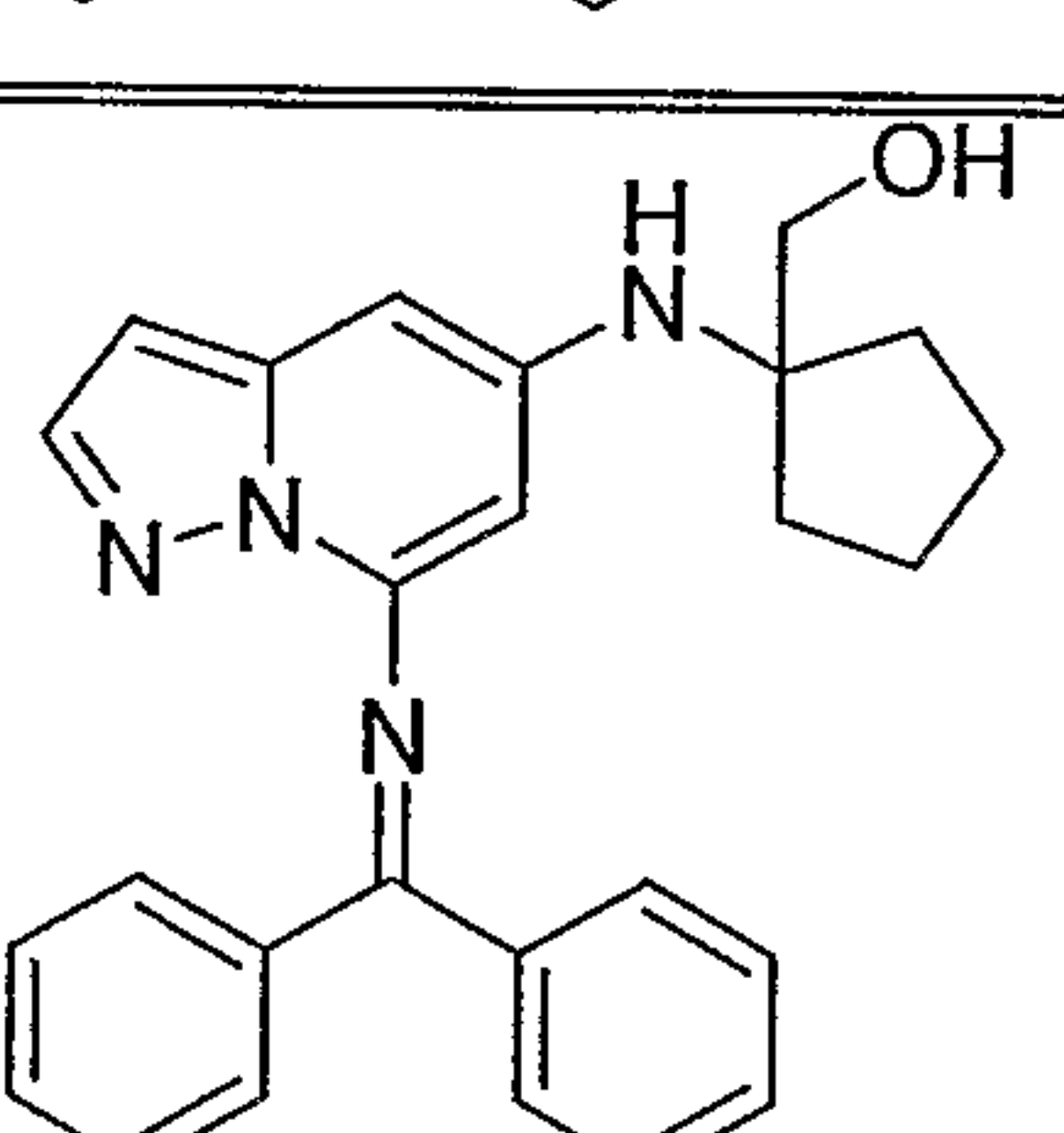
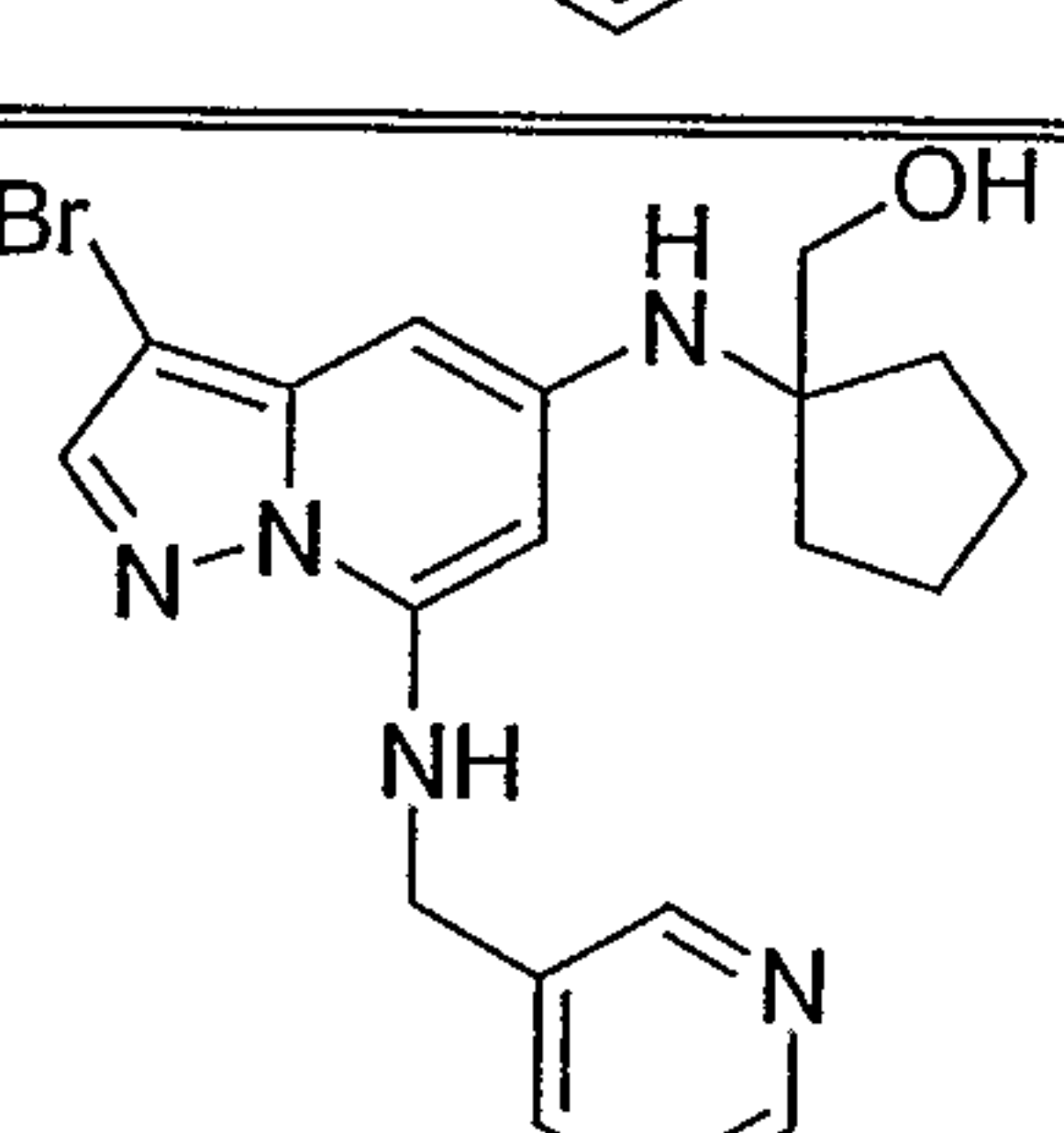
EXAMPLES 301-310

Following the procedure set forth in Example 300 except utilizing the imines from Preparative Examples 103-112 and 3-pyridinecarboxaldehyde (Table 6), the final substituted pyrazolo[1,5-a]pyridine adducts are prepared (Products).

Table 6

Ex.	Imine	Product
301		

302		
303		
304		
305		
306		

307		
308		
309		
310		

ASSAY:

BACULOVIRUS CONSTRUCTIONS: Cyclin E was cloned into pVL1393 (Pharmingen, La Jolla, California) by PCR, with the addition of 5 histidine residues at the amino-terminal end to allow purification on nickel resin. The expressed protein was approximately 45kDa. CDK2 was cloned into pVL1393 by PCR, with the addition of a haemagglutinin epitope tag at the carboxy-terminal end (YDVPDYAS). The expressed protein was approximately 34kDa in size.

ENZYME PRODUCTION: Recombinant baculoviruses expressing cyclin E and CDK2 were co-infected into SF9 cells at an equal multiplicity of infection (MOI=5), for 48 hrs. Cells were harvested by centrifugation at 1000 RPM for 10 minutes, then pellets lysed on ice for 30 minutes in five times the pellet volume of lysis buffer containing 50mM Tris pH 8.0, 150mM NaCl, 1% NP40, 1mM DTT and protease inhibitors (Roche Diagnostics GmbH, Mannheim, Germany). Lysates were spun down at 15000 RPM for 10 minutes and the supernatant retained. 5ml of nickel beads (for one liter of SF9 cells) were washed three times in lysis buffer (Qiagen GmbH, Germany). Imidazole was added to the baculovirus supernatant to a final concentration of 20mM, then incubated with the nickel beads for 45 minutes at 4° C. Proteins were eluted with lysis buffer containing 250mM imidazole. Eluate was dialyzed overnight in 2 liters of kinase buffer containing 50mM Tris pH 8.0, 1mM DTT, 10mM MgCl₂, 100uM sodium orthovanadate and 20% glycerol. Enzyme was stored in aliquots at -70°C.

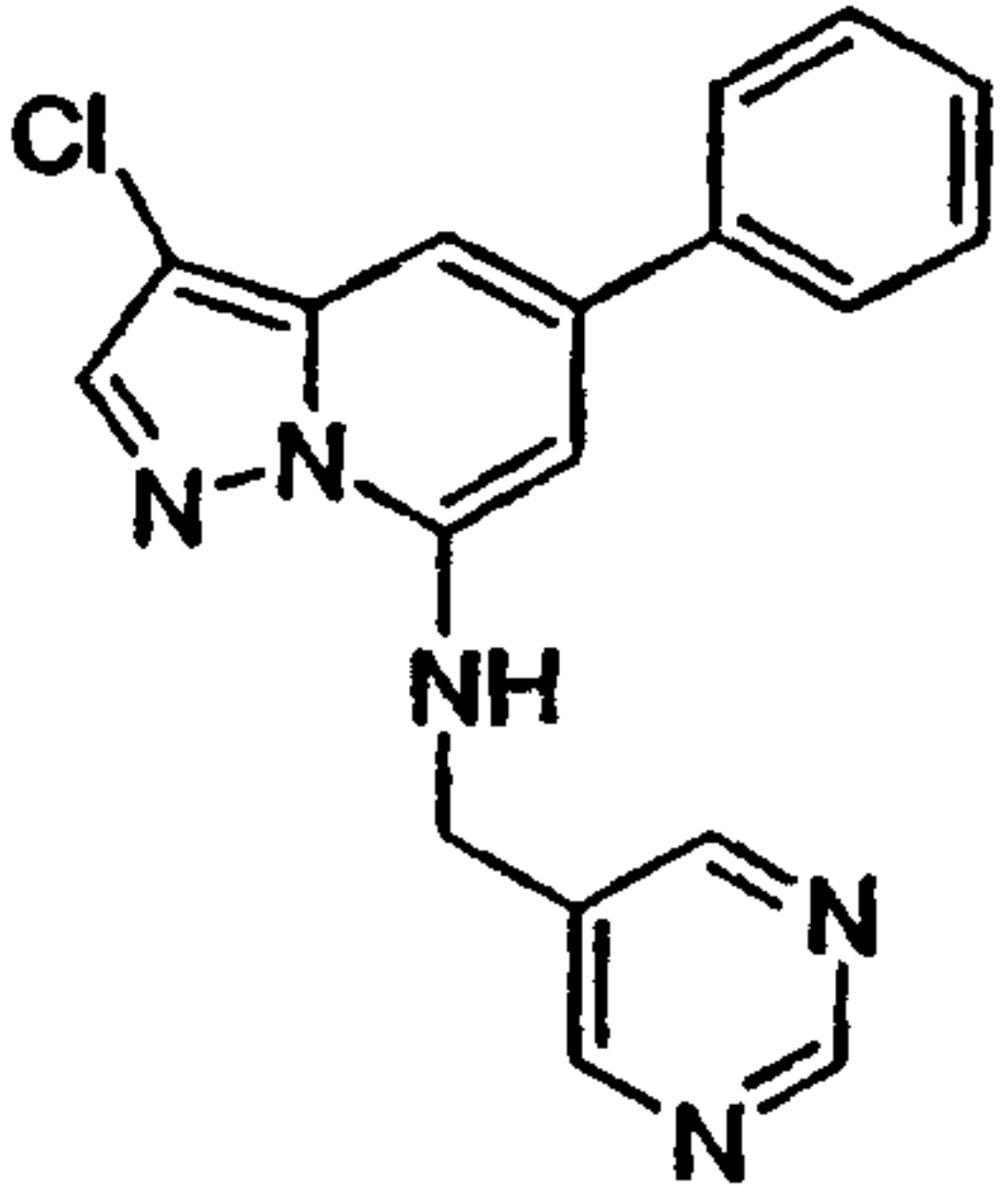
IN VITRO KINASE ASSAY: Cyclin E/CDK2 kinase assays were performed in low protein binding 96-well plates (Corning Inc, Corning, New York). Enzyme was diluted to a final concentration of 50 µg/ml in kinase buffer containing 50mM Tris pH 8.0, 10mM MgCl₂, 1mM DTT, and 0.1mM sodium orthovanadate. The substrate used in these reactions was a biotinylated peptide derived from Histone H1* (from Amersham, UK). The substrate was thawed on ice and diluted to 2 µM in kinase buffer. Compounds were diluted in 10%DMSO to desirable concentrations. For each kinase reaction, 20 µl of the 50 µg/ml enzyme solution (1 µg of enzyme) and 20 µl of the 2 µM substrate solution were mixed, then combined with 10 µl of diluted compound in each well for testing. The kinase reaction was started by addition of 50 µl of 2 µM ATP and 0.1 µCi of 33P-ATP (from Amersham, UK). The reaction was allowed to run for 1 hour at room temperature. The reaction was stopped by adding 200 µl of stop buffer containing 0.1% Triton X-100, 1mM ATP, 5mM EDTA, and 5 mg/ml streptavidine coated SPA beads (from Amersham, UK) for 15 minutes. The SPA beads were then captured onto a 96-well GF/B filter plate (Packard/Perkin Elmer Life Sciences) using a Filtermate* universal harvester (Packard/Perkin Elmer Life Sciences.).

* trade-mark

Non-specific signals were eliminated by washing the beads twice with 2M NaCl then twice with 2 M NaCl with 1% phosphoric acid. The radioactive signal was then measured using a TopCount 96* well liquid scintillation counter (from Packard/Perkin Elmer Life Sciences).

- 5 IC₅₀ DETERMINATION: Dose-response curves were plotted from inhibition data generated, each in duplicate, from 8 point serial dilutions of inhibitory compounds. Concentration of compound was plotted against % kinase activity, calculated by CPM of treated samples divided by CPM of untreated samples. To generate IC₅₀ values, the dose-response curves were then fitted to a
- 10 standard sigmoidal curve and IC₅₀ values were derived by nonlinear regression analysis. The thus-obtained IC₅₀ value for a representative compound of the invention is shown in the following Table 17.

Table 17

Example	CDK2 IC ₅₀ (μM)
	0.078

15

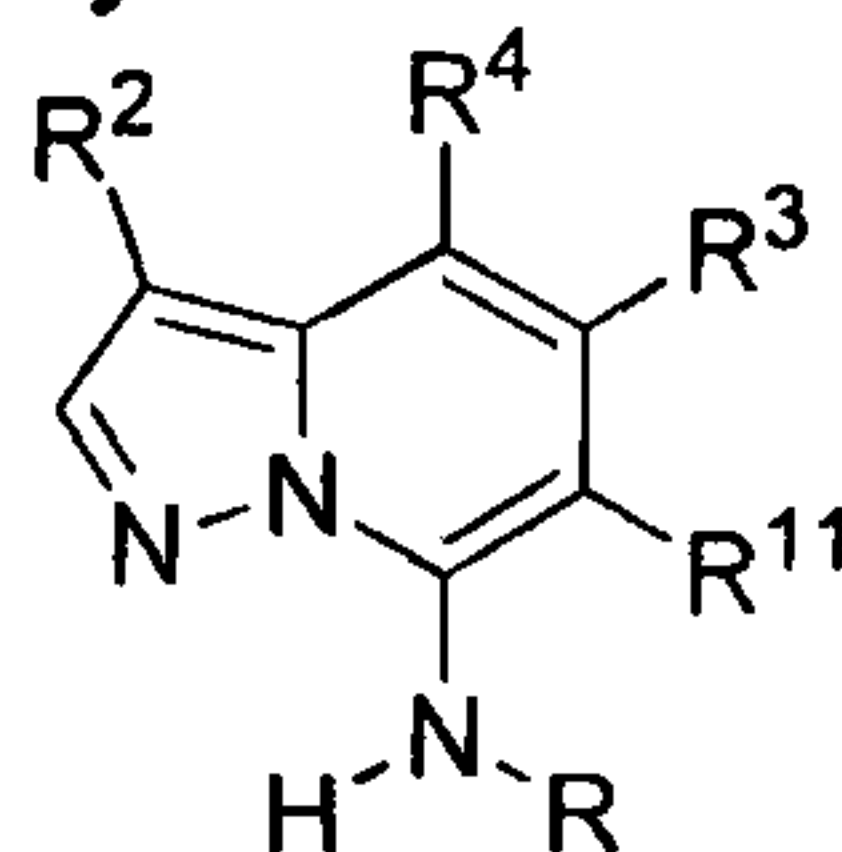
As demonstrated above by the assay value, the compounds of the present invention exhibit excellent CDK inhibitory properties.

- While the present invention has been described with in conjunction with the specific embodiments set forth above, many alternatives, modifications and other
- 20 variations thereof will be apparent to those of ordinary skill in the art. All such alternatives, modifications and variations are intended to fall within the spirit and scope of the present invention.

* trade-mark

CLAIMS:

1. A compound represented by the structural formula:



Formula III

or a pharmaceutically acceptable salt or solvate thereof,
wherein:

R is selected from the group consisting of alkyl, aryl, heteroaryl, heteroarylalkyl, heterocyclyl, heterocyclalkyl, arylalkyl, cycloalkyl, -NR⁶R⁷, -C(O)R⁷, -C(O)OR⁶, -C(O)NR⁶R⁷ and -S(O₂)R⁷, wherein each of said alkyl, aryl, heteroaryl, heteroarylalkyl, heterocyclyl, heterocyclalkyl, cycloalkyl and arylalkyl is unsubstituted or independently substituted with one or more moieties which are the same or different, each moiety being independently selected from the group consisting of halogen, alkyl, CF₃, CN, -OCF₃, -OR⁶, -C(O)R⁷, -NR⁶R⁷, -C(O)OR⁶, -C(O)NR⁶R⁷, -SR⁶, -S(O₂)R⁷, -S(O₂)NR⁶R⁷, -N(R⁵)S(O₂)R⁷, -N(R⁶)C(O)R⁸ and -N(R⁵)C(O)NR⁶R⁷ and NO₂;

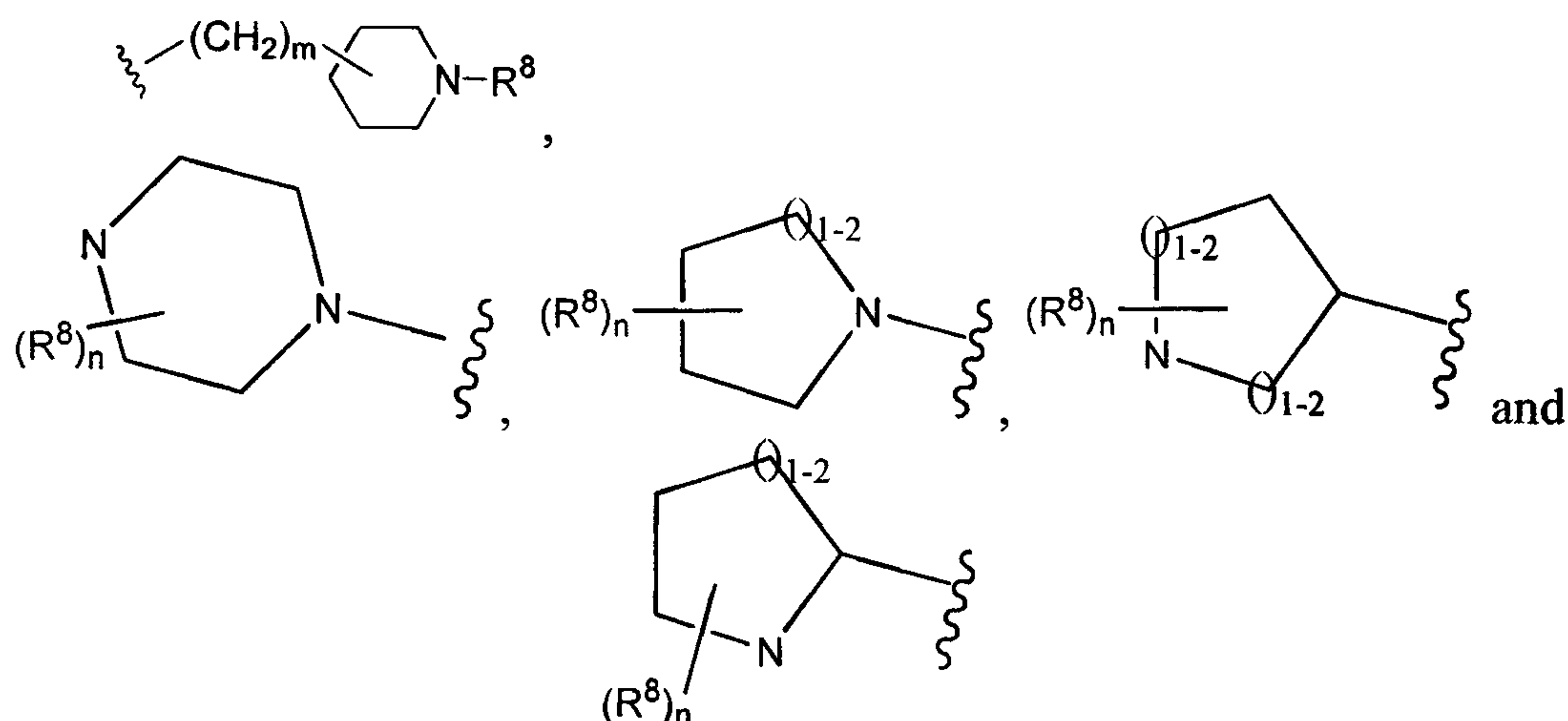
R² is selected from the group consisting of hydrogen, R⁹, alkyl, alkenyl, alkynyl, alkenylalkyl, alkynylalkyl, aryl, arylalkyl, heteroaryl, heteroarylalkyl, heterocyclyl, heterocyclalkyl, cycloalkyl, cycloalkylalkyl, -CF₃, -C(O)R⁷, -NR⁶R⁷, -C(O)OR⁶, -C(O)NR⁵R⁶, alkyl substituted with 1-6 R⁹ groups, which

groups are the same or different, $\text{---}(\text{CH}_2)_m\text{---N---R}^8$, $\text{---}(\text{CH}_2)_m\text{---N---R}^8$, ---aryl---N---R^8 and ---aryl---N---R^8 ,
and

wherein each of said aryl, heteroaryl, arylalkyl and heterocyclyl is independently unsubstituted or substituted with one or more moieties which can be the same or different, each moiety being independently selected from the group consisting of halogen, alkyl, cycloalkyl, CF₃, CN, -OCF₃, -OR⁶, -C(O)R⁷, -NR⁶R⁷, -C(O)OR⁶, -C(O)NR⁵R⁶, -SR⁶, -S(O₂)R⁷, -S(O₂)NR⁵R⁶, -N(R⁵)S(O₂)R⁷, -N(R⁵)C(O)R⁷ and -N(R⁵)C(O)NR⁵R⁶;

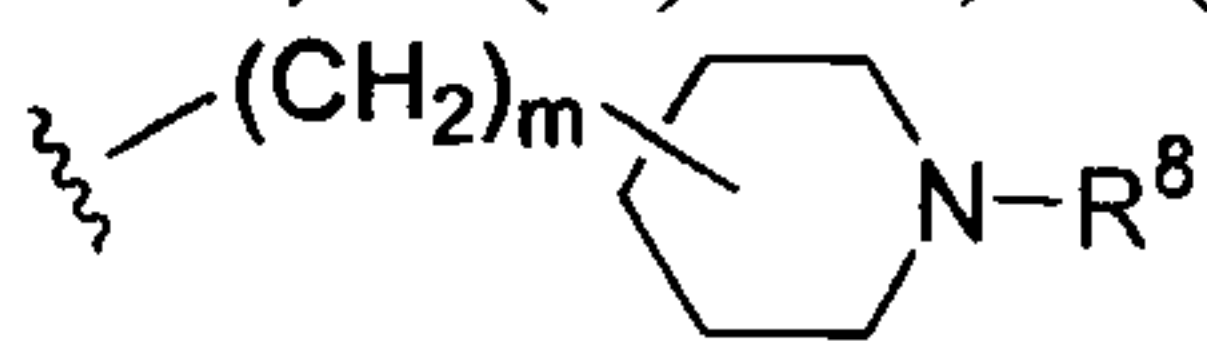
R³ is selected from the group consisting of H, halogen, -NR⁵R⁶, CF₃, alkyl, cycloalkyl, aryl, heteroaryl, heteroarylalkyl, heterocyclyl,

heterocyclalkyl, alkynyl, alkenyl, $-(\text{CHR}^5)_n\text{-aryl}$, $-(\text{CHR}^5)_n\text{-heteroaryl}$,
 $-(\text{CHR}^5)_n\text{-OR}^6$, $-\text{S}(\text{O}_2)\text{R}^6$, $-\text{C}(\text{O})\text{R}^6$, $-\text{S}(\text{O}_2)\text{NR}^5\text{R}^6$, $-\text{C}(\text{O})\text{OR}^6$, $-\text{C}(\text{O})\text{NR}^5\text{R}^6$,
 $-\text{CH}(\text{aryl})_2$, $-(\text{CH}_2)_m\text{-NR}^8$,



wherein each of said aryl, alkyl, arylalkyl, cycloalkyl, heteroaryl, heteroarylalkyl, heterocycl and heterocyclalkyl for R^3 and the heterocycl moieties whose structures are shown immediately above for R^3 is unsubstituted or independently substituted with one or more moieties, which moieties are the same or different, each moiety being independently selected from the group consisting of halogen, alkyl, aryl, cycloalkyl, CF_3 , CN , $-\text{OCF}_3$, $-\text{OR}^5$, $-\text{C}(\text{R}^4\text{R}^5)_n\text{OR}^5$, $-\text{NR}^5\text{R}^6$, $-\text{C}(\text{R}^4\text{R}^5)_n\text{NR}^5\text{R}^6$, $-\text{C}(\text{O}_2)\text{R}^5$, $-\text{C}(\text{O})\text{R}^5$, $-\text{C}(\text{O})\text{NR}^5\text{R}^6$, $-\text{SR}^6$, $-\text{S}(\text{O}_2)\text{R}^6$, $-\text{S}(\text{O}_2)\text{NR}^5\text{R}^6$, $-\text{N}(\text{R}^5)\text{S}(\text{O}_2)\text{R}^7$, $-\text{N}(\text{R}^5)\text{C}(\text{O})\text{R}^7$ and $-\text{N}(\text{R}^5)\text{C}(\text{O})\text{NR}^5\text{R}^6$;

R^4 is selected from the group consisting of H, halogen, CF_3 , alkyl, cycloalkyl, aryl, heteroaryl, heteroarylalkyl, heterocycl, heterocyclalkyl, alkynyl, alkenyl, $-(\text{CHR}^5)_n\text{-aryl}$, $-(\text{CHR}^5)_n\text{-heteroaryl}$, $-(\text{CHR}^5)_n\text{-OR}^6$, $-\text{S}(\text{O}_2)\text{R}^6$, $-\text{C}(\text{O})\text{R}^6$, $-\text{S}(\text{O}_2)\text{NR}^5\text{R}^6$, $-\text{C}(\text{O})\text{OR}^6$, $-\text{C}(\text{O})\text{NR}^5\text{R}^6$, cycloalkyl, $-\text{CH}(\text{aryl})_2$,

$-(\text{CH}_2)_m\text{-NR}^8$, and , wherein each of said aryl, alkyl, cycloalkyl, heteroaryl, heteroarylalkyl, heterocycl and heterocyclalkyl is unsubstituted or substituted with one or more moieties which can be the same or different, each moiety being independently selected from the group consisting of halogen, alkyl, aryl, cycloalkyl, CF_3 , CN , $-\text{OCF}_3$, $-\text{OR}^5$, $-\text{NR}^5\text{R}^6$, $-\text{C}(\text{O}_2)\text{R}^5$, $-\text{C}(\text{O})\text{NR}^5\text{R}^6$, $-\text{SR}^6$, $-\text{S}(\text{O}_2)\text{R}^6$, $-\text{S}(\text{O}_2)\text{NR}^5\text{R}^6$, $-\text{N}(\text{R}^5)\text{S}(\text{O}_2)\text{R}^7$, $-\text{N}(\text{R}^5)\text{C}(\text{O})\text{R}^7$ and $-\text{N}(\text{R}^5)\text{C}(\text{O})\text{NR}^5\text{R}^6$;

R^5 is H, alkyl or aryl;

R^6 is selected from the group consisting of H, alkyl, aryl, heteroaryl, arylalkyl, cycloalkyl, heteroarylalkyl, heterocyclyl and heterocyclylalkyl, wherein each of said alkyl, aryl, heteroaryl, arylalkyl, cycloalkyl, heteroarylalkyl, heterocyclyl and heterocyclylalkyl being unsubstituted or independently substituted with one or more moieties which are the same or different, each moiety being independently selected from the group consisting of halogen, alkyl, aryl, cycloalkyl, heterocyclylalkyl, CF_3 , OCF_3 , CN, $-OR^5$, $-NR^5R^{10}$, $-N(R^5)Boc$, $-C(R^4R^5)OR^5$, $-C(O)R^6$, $-C(O)OR^5$, $-C(O)NR^5R^{10}$, $-SO_3H$, $-SR^{10}$, $-S(O_2)R^7$, $-S(O_2)NR^5R^{10}$, $-N(R^5)S(O_2)R^7$, $-N(R^5)C(O)R^7$ and $-N(R^5)C(O)NR^5R^{10}$;

R^{10} is selected from the group consisting of H, alkyl, aryl, arylalkyl, cycloalkyl, heterocyclyl, heterocyclylalkyl, heteroaryl, and heteroarylalkyl, wherein each of said alkyl, aryl, arylalkyl, cycloalkyl, heterocyclyl, heterocyclylalkyl, heteroaryl, and heteroarylalkyl is unsubstituted or substituted with one or more moieties which are the same or different, each moiety being independently selected from the group consisting of halogen, alkyl, aryl, cycloalkyl, heterocyclylalkyl, CF_3 , OCF_3 , CN, $-OR^5$, $-NR^4R^5$, $-N(R^5)Boc$, $-(CR^4R^5)_nOR^5$, $-C(O_2)R^5$, $-C(O)NR^4R^5$, $-C(O)R^5$, $-SO_3H$, $-SR^5$, $-S(O_2)R^7$, $-S(O_2)NR^4R^5$, $-N(R^5)S(O_2)R^7$, $-N(R^5)C(O)R^7$ and $-N(R^5)C(O)NR^4R^5$;

or (i) R^5 and R^{10} in the moiety $-NR^5R^{10}$, or (ii) R^5 and R^6 in the moiety $-NR^5R^6$, are joined together with the atoms to which they are bound to form a heterocyclyl moiety, with said heterocyclyl moiety being unsubstituted or independently substituted with one or more R^9 groups;

R^7 is selected from the group consisting of alkyl, cycloalkyl, aryl, heteroaryl, arylalkyl and heteroarylalkyl wherein each of said alkyl, cycloalkyl, heteroarylalkyl, aryl, heteroaryl and arylalkyl is unsubstituted or independently substituted with one or more moieties which are the same or different, each moiety being independently selected from the group consisting of halogen, alkyl, aryl, cycloalkyl, CF_3 , OCF_3 , CN, $-OR^5$, $-NR^5R^{10}$, $-CH_2OR^5$, $-C(O_2)R^5$, $-C(O)NR^5R^{10}$, $-C(O)R^5$, $-SR^{10}$, $-S(O_2)R^{10}$, $-S(O_2)NR^5R^{10}$, $-N(R^5)S(O_2)R^{10}$, $-N(R^5)C(O)R^{10}$ and $-N(R^5)C(O)NR^5R^{10}$;

R^8 is selected from the group consisting of R^6 , $-C(O)NR^5R^{10}$, $-S(O_2)NR^5R^{10}$, $-C(O)R^7$, $-C(O)OR^6$ and $-S(O_2)R^7$;

R^9 is selected from the group consisting of halogen, CN, NR^5R^{10} , $-C(O)OR^6$, $-C(O)NR^5R^{10}$, $-OR^6$, $-C(O)R^7$, $-SR^6$, $-S(O_2)R^7$, $-S(O_2)NR^5R^{10}$, $-N(R^5)S(O_2)R^7$, $-N(R^5)C(O)R^7$ and $-N(R^5)C(O)NR^5R^{10}$;

R^{11} is H, alkyl or aryl;

m is 0 to 4; and

n is 1-4;

and wherein:

alkyl hereinbefore means an aliphatic hydrocarbon group which is straight or branched and comprises 1 to 20 carbon atoms;

alkynyl hereinbefore means an aliphatic hydrocarbon group containing at least one carbon-carbon triple bond and which is straight or branched and comprises 2 to 15 carbon atoms;

aryl hereinbefore means an aromatic monocyclic or multicyclic ring system comprising 6 to 14 carbon atoms;

heteroaryl hereinbefore means an aromatic monocyclic or multicyclic ring system comprising 5 to 14 ring atoms in which one or more of the ring atoms is an element other than carbon, selected from nitrogen, oxygen and sulfur, alone or in combination;

cycloalkyl hereinbefore means a non-aromatic mono- or multicyclic ring system comprising 3 to 10 carbon atoms;

heterocyclyl hereinbefore means a non-aromatic saturated monocyclic or multicyclic ring system comprising 3 to 10 ring atoms, in which one or more of the atoms in the ring system is an element other than carbon, selected from nitrogen, oxygen and sulfur, alone or in combination, and wherein any oxygen and/or sulfur atoms present in the ring system are non-adjacent.

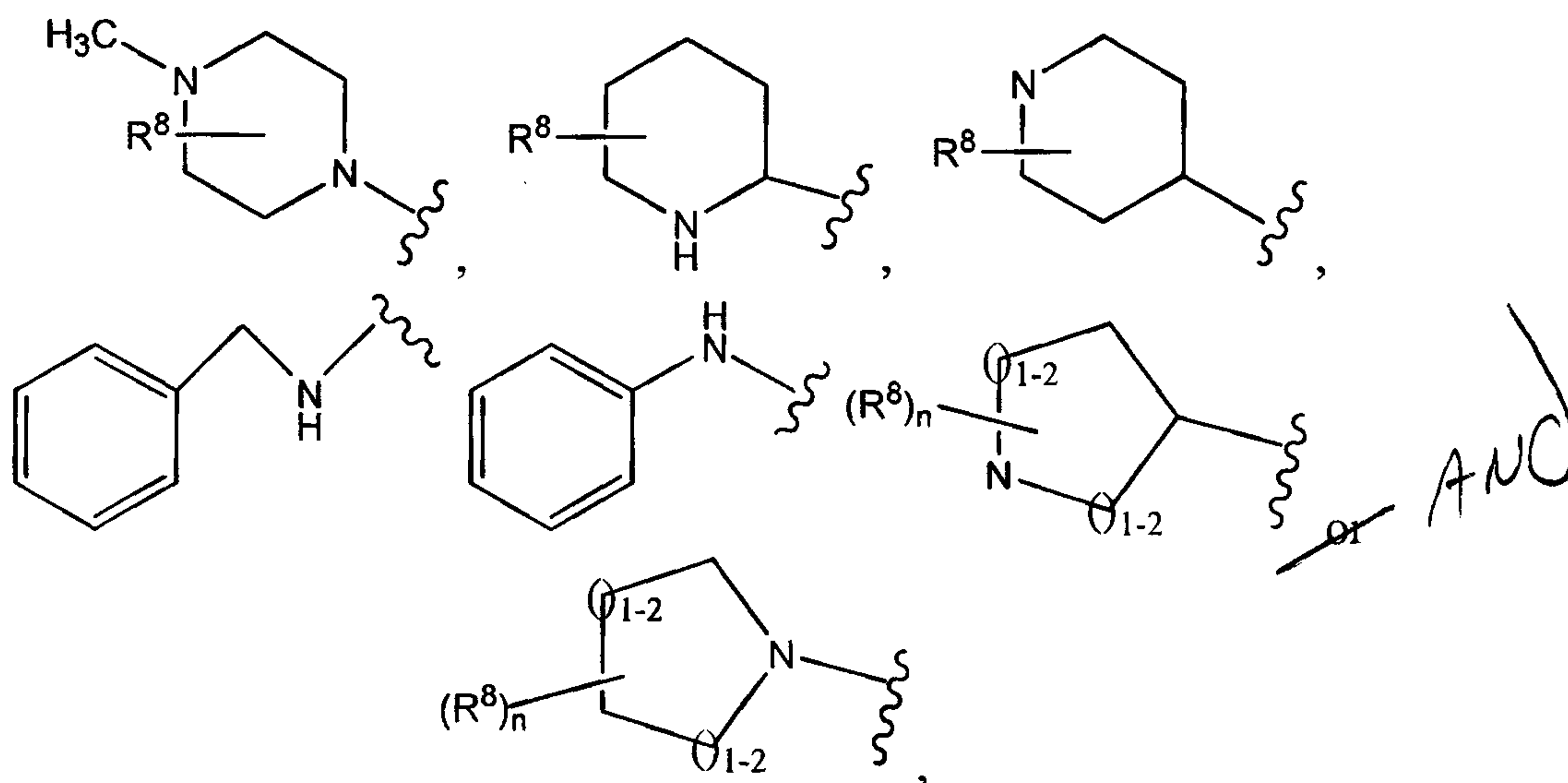
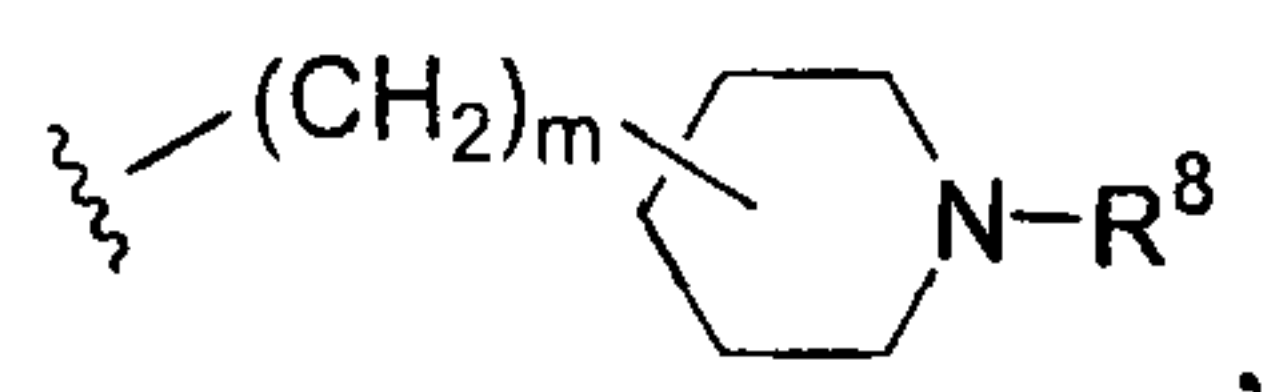
2. The compound of claim 1, or a pharmaceutically acceptable salt or solvate thereof, wherein:

R is selected from the group consisting of aryl, heteroaryl, alkyl, arylalkyl, heteroarylalkyl, $-S(O_2)R^7$ and $-C(O)R^7$, wherein each of said alkyl, aryl and heteroaryl is unsubstituted or independently substituted with one or more moieties which are the same or different, each moiety being independently selected from the group consisting of halogen, alkyl, CF_3 , CN, $-OCF_3$, $-NR^6R^7$, $-NR^6C(O)R^8$ and $-OR^6$; and R^7 is alkyl, phenyl or pyridyl, with each of said alkyl, phenyl and pyridyl for R^7 being unsubstituted or independently substituted with one or more moieties which are the same or different, each moiety being independently selected from the group consisting of halogen, CN, CF_3 , alkyl, $-S(O_2)R^7$, $-S(O_2)NR^6R^7$, $-N(R^5)S(O_2)R^7$, and $-N(R^6)C(O)R^8$;

R^2 is selected from the group consisting of H, halogen, alkyl, alkynyl, alkenyl, aryl, heteroaryl and $-C(O)R^7$, wherein each of said alkyl, alkynyl,

alkenyl, aryl and heteroaryl is unsubstituted or independently substituted with one or more moieties which are the same or different, each moiety being independently selected from the group consisting of halogen, alkyl, CF_3 , CN, $-\text{OCF}_3$, and $-\text{OR}^6$;

R^3 is selected from the group consisting of H, aryl, heteroaryl, $-(\text{CHR}^5)_n\text{-aryl}$, $-(\text{CHR}^5)_n\text{-heteroaryl}$, $-(\text{CHR}^5)_n\text{-OR}^6$, $-\text{C(O)R}^6$, cycloalkyl, $-\text{NR}^5\text{R}^6$, $-\text{CH(aryl)}_2$,



wherein each of said aryl, cycloalkyl and heteroaryl and the heterocyclyl structures shown immediately above for R^3 is unsubstituted or independently substituted with one or more moieties which are the same or different, each moiety being independently selected from the group consisting of halogen, CF_3 , OCF_3 , alkyl, CN, aryl, $-\text{C(O)R}^5$, $-\text{C(O}_2\text{)R}^5$, $-\text{S(O}_2\text{)R}^6$, $-\text{C(=NH)-NH}_2$, $-\text{C(=CN)-NH}_2$, hydroxyalkyl, alkoxycarbonyl, $-\text{SR}^6$, and OR^5 , with the proviso that no carbon adjacent to a nitrogen atom on a heterocyclyl ring carries a $-\text{OR}^5$ moiety;

R^4 is selected from the group consisting of H, alkyl, aryl, heteroaryl, $-(\text{CHR}^5)_n\text{-aryl}$, $-(\text{CHR}^5)_n\text{-heteroaryl}$, $-(\text{CHR}^5)_n\text{-OR}^6$, $-\text{C(O)R}^6$, cycloalkyl,

$-\text{CH(aryl)}_2$ and $\text{---}(\text{CH}_2)_m\text{---}\text{C}_6\text{H}_{10}\text{N-R}^8$, wherein each of said aryl and heteroaryl is unsubstituted or substituted with one or more moieties which are the same or

different, each moiety being independently selected from the group consisting of halogen, alkyl, aryl, CF_3 , CN , $-\text{C}(\text{O}_2)\text{R}^5$ and $-\text{S}(\text{O}_2)\text{R}^6$;

R^5 is H, aryl or lower alkyl;

R^{11} is H or lower alkyl;

m is 0 to 2, and

n is 1 to 3.

3. The compound of claim 2, or a pharmaceutically acceptable salt or solvate thereof, wherein:

R is selected from the group consisting of phenyl, pyridyl, pyrazinyl, pyridazinyl, pyrimidinyl, benzyl, pyridylmethyl, pyrazinylmethyl, pyridazinylmethyl, pyrimidinylmethyl, $-\text{S}(\text{O}_2)\text{aryl}$, $-\text{S}(\text{O}_2)\text{heteroaryl}$, $-\text{S}(\text{O}_2)\text{alkyl}$, $-\text{C}(\text{O})\text{alkyl}$, $-\text{C}(\text{O})\text{aryl}$, and $-\text{C}(\text{O})\text{heteroaryl}$, wherein each of said phenyl, pyridyl, pyrazinyl, pyridazinyl, pyrimidinyl, alkyl, aryl and heteroaryl is unsubstituted or independently substituted with one or more moieties which are the same or different, each moiety being independently selected from the group consisting of Cl, Br, I, lower alkyl, CF_3 , CN , $-\text{C}(\text{O})\text{OR}^6$, $-\text{OCF}_3$, $-\text{N}(\text{H})\text{C}(\text{O})\text{alkyl}$, alkoxy and $-\text{OH}$.

4. The compound of claim 3, or a pharmaceutically acceptable salt or solvate thereof, wherein:

R is unsubstituted phenyl, unsubstituted pyridyl, benzyl whose phenyl is unsubstituted or independently substituted with one or more moieties selected from the group consisting of F, Cl, Br, CN , CF_3 , and $-\text{N}(\text{H})\text{C}(\text{O})\text{CH}_3$, pyridylmethyl whose pyridyl is unsubstituted or independently substituted with one or more moieties selected from the group consisting of F, Cl, Br, CN , CF_3 , and $-\text{N}(\text{H})\text{C}(\text{O})\text{CH}_3$, phenylsulfonyl whose phenyl is unsubstituted or substituted with one or more moieties selected from the group consisting of F, Cl, Br, CN , $-\text{N}(\text{H})\text{C}(\text{O})\text{CH}_3$ and CF_3 , or pyridylsulfonyl whose pyridyl is unsubstituted or substituted with one or more moieties selected from the group consisting of F, Cl, Br, CN , $-\text{N}(\text{H})\text{C}(\text{O})\text{CH}_3$ and CF_3 .

5. The compound of claim 4, or a pharmaceutically acceptable salt or solvate thereof, wherein:

R is benzyl whose phenyl is substituted with one or more moieties selected from the group consisting of F, Cl, Br, CN , $-\text{N}(\text{H})\text{C}(\text{O})\text{CH}_3$ and CF_3 .

6. The compound of claim 3, or a pharmaceutically acceptable salt or solvate thereof, wherein:

R is pyridylmethyl whose pyridyl is substituted with one or more moieties selected from the group consisting of F, Cl, Br, CN, -N(H)C(O)CH₃ and CF₃.

7. The compound of claim 3, or a pharmaceutically acceptable salt or solvate thereof, wherein:

R is pyrimidinylmethyl.

8. The compound of claim 2, or a pharmaceutically acceptable salt or solvate thereof, wherein:

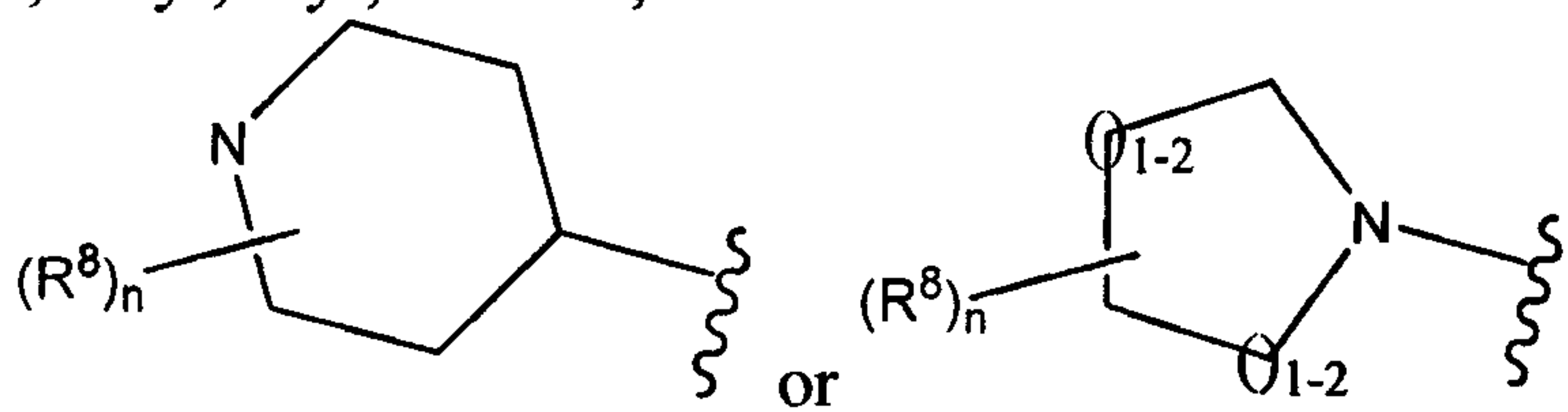
R² is H, F, Cl, Br, hydroxyalkyl, or lower alkyl.

9. The compound of claim 8, or a pharmaceutically acceptable salt or solvate thereof, wherein:

R² is H, Cl, Br, hydroxymethyl or methyl.

10. The compound of claim 2, or a pharmaceutically acceptable salt or solvate thereof, wherein:

R³ is H, alkyl, aryl, -NR⁵R⁶,



wherein said alkyl and aryl and the heterocyclyl moieties shown immediately above for R³ are unsubstituted or independently substituted with one or more moieties which are the same or different, each moiety being independently selected from the group consisting of F, Cl, Br, CF₃, lower alkyl, hydroxyalkyl, alkoxy, -S(O₂)R⁶, and CN.

11. The compound of claim 2, or a pharmaceutically acceptable salt or solvate thereof, wherein:

R⁴ is H, alkyl or aryl, wherein said alkyl or aryl is unsubstituted or independently substituted with one or more moieties which are the same or different, each moiety being independently selected from the group consisting of F, Cl, Br, CF₃, lower alkyl, hydroxyalkyl, alkoxy, -S(O₂)R⁶, and CN.

12. The compound of claim 2, or a pharmaceutically acceptable salt or solvate thereof, wherein:

R^5 is H.

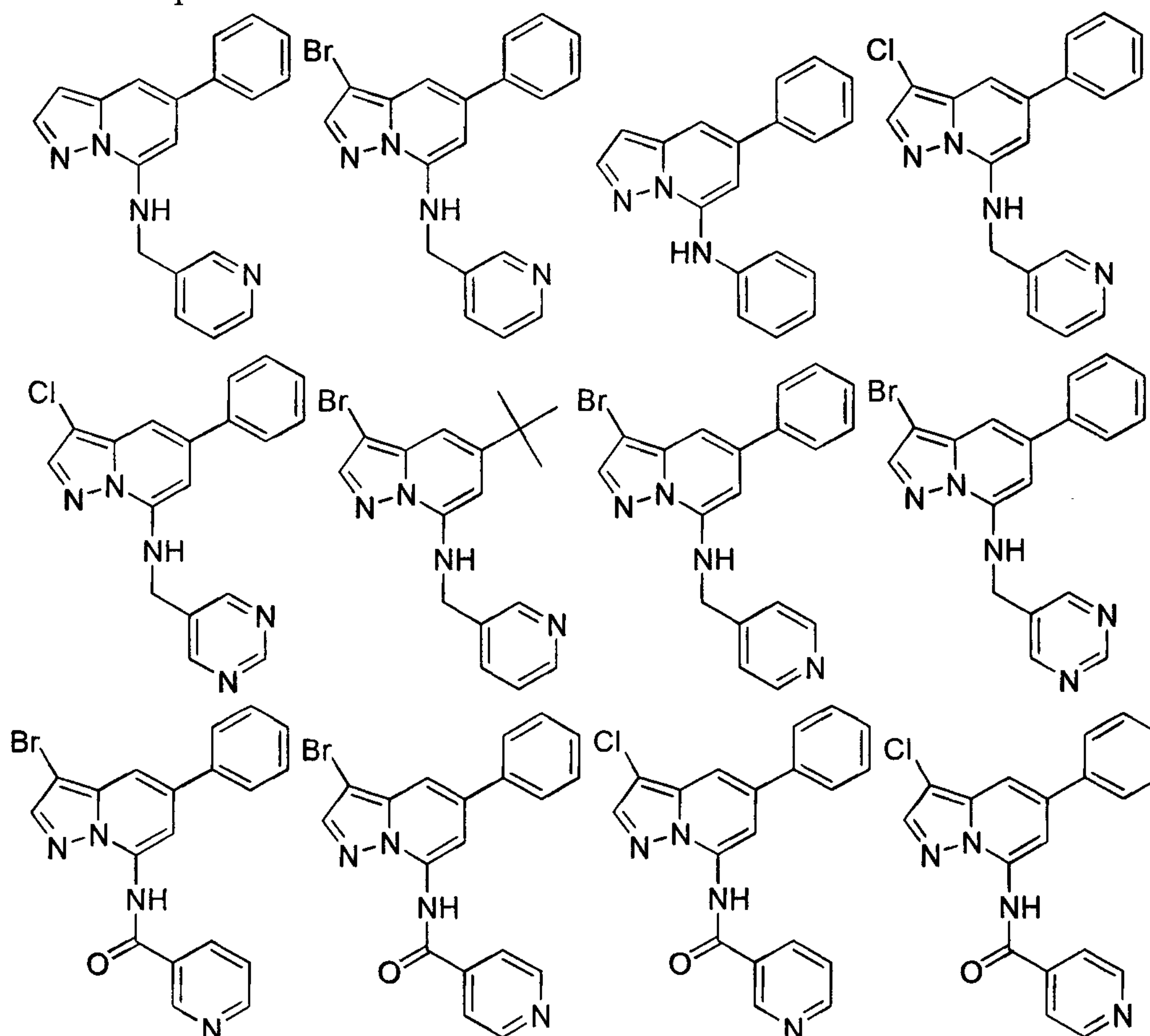
13. The compound of claim 2, or a pharmaceutically acceptable salt or solvate thereof, wherein:

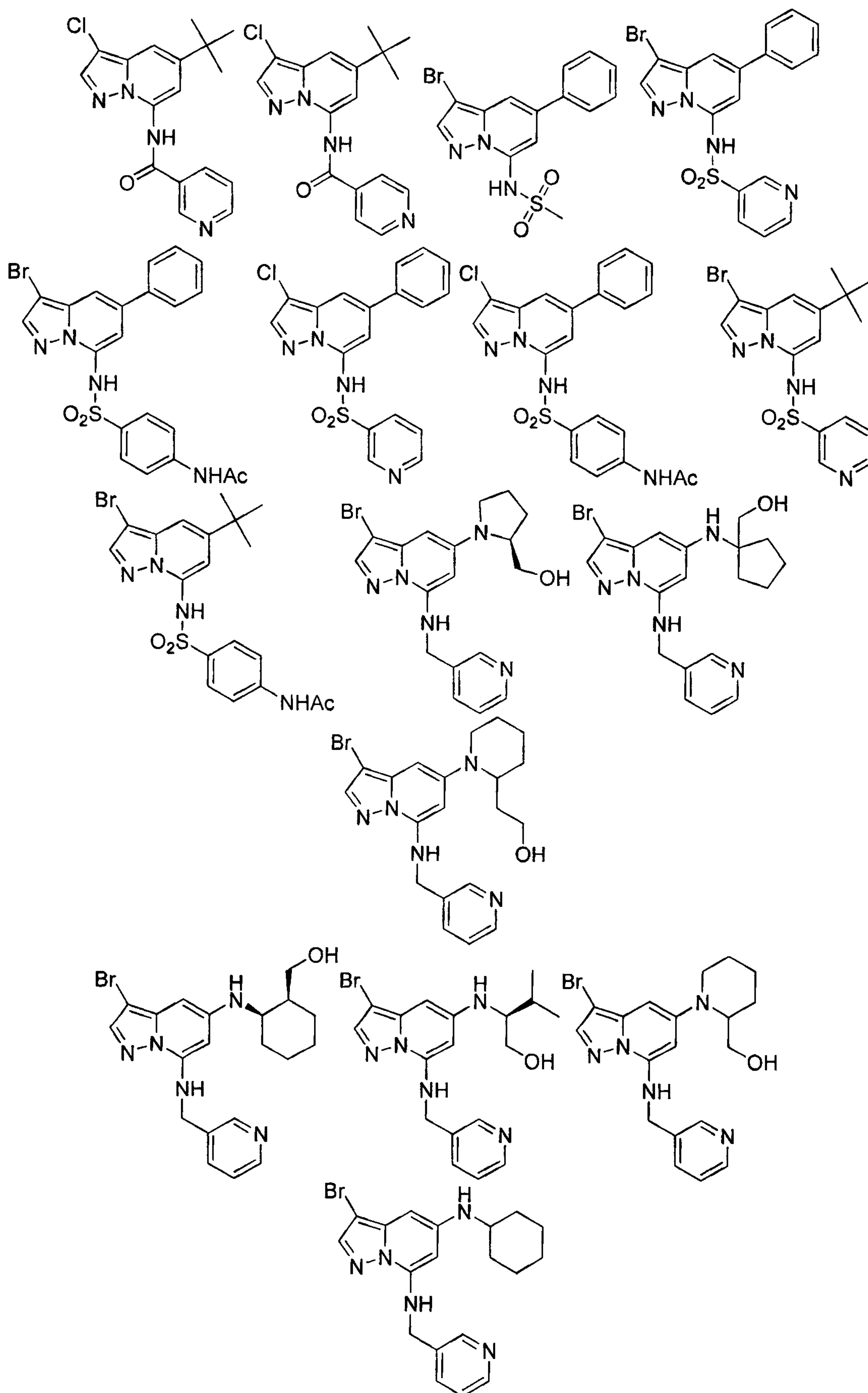
m is 0.

14. The compound of claim 2, or a pharmaceutically acceptable salt or solvate thereof, wherein:

n is 1.

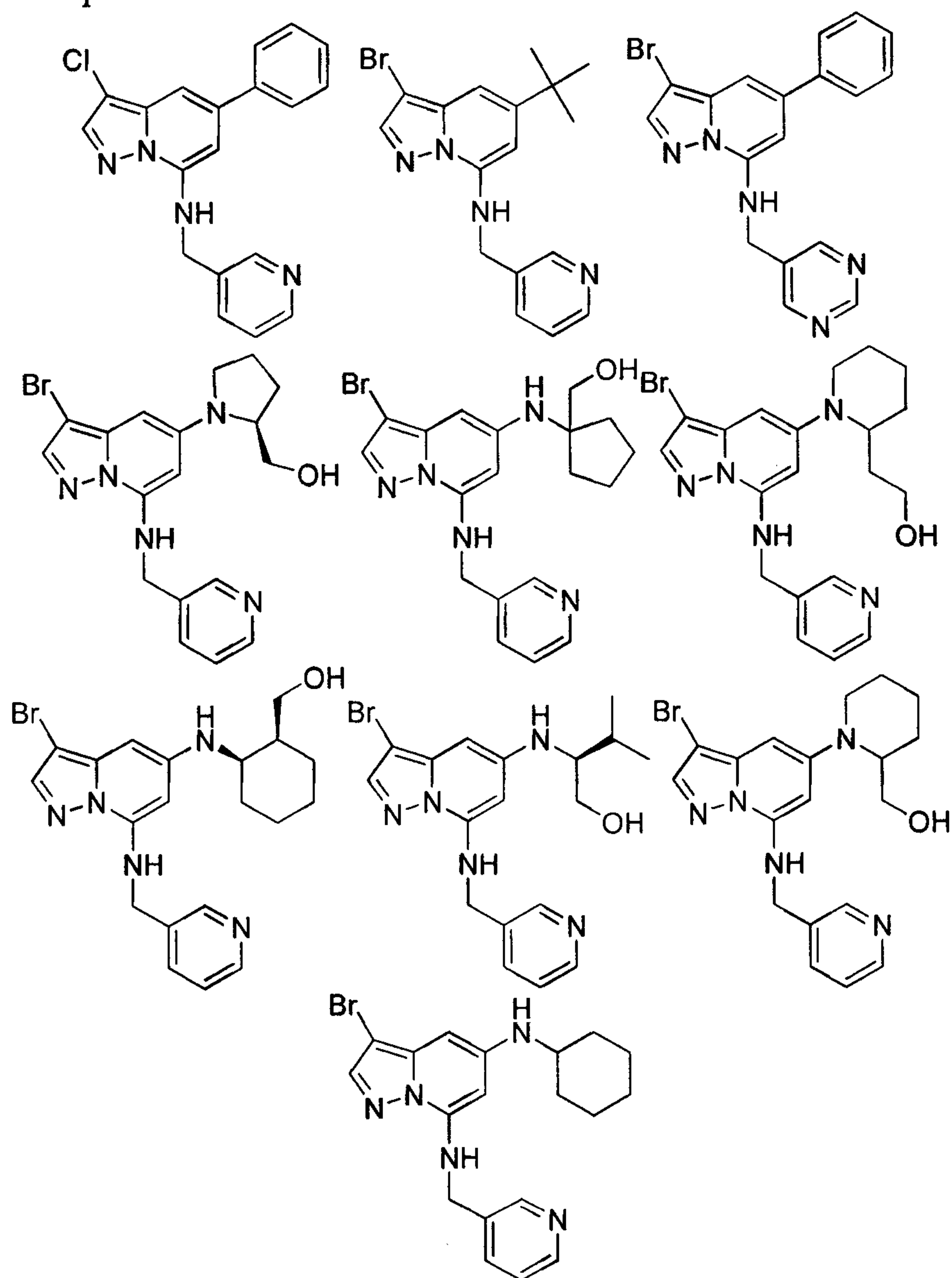
15. A compound of the formula:





or a pharmaceutically acceptable salt or solvate thereof.

16. A compound of the formula:



or a pharmaceutically acceptable salt or solvate thereof.

17. Use of at least one compound of the formula in any one of claims 1 to 16, or a pharmaceutically acceptable salt or solvate thereof, in the manufacture of a medicament for the treatment or prevention of a diseases selected from the group consisting of proliferative diseases, autoimmune diseases, viral diseases, fungal diseases, neurodegenerative diseases, arthritis, inflammation and cardiovascular diseases.

18. The use of claim 17, wherein said neurodegenerative disease is Alzheimer's disease.
19. The use of claim 17, wherein said proliferative disease is cancer.
20. The use of claim 19, wherein said cancer is selected from the group consisting of:
 - cancer of the bladder, breast, colon, kidney, liver, lung, small cell lung cancer, esophagus, gall bladder, ovary, pancreas, stomach, cervix, thyroid, prostate, skin;
 - leukemia, acute lymphocytic leukemia, acute lymphoblastic leukemia, B-cell lymphoma, T-cell lymphoma, Hodgkins lymphoma, non-Hodgkins lymphoma, hairy cell lymphoma, Burkett's lymphoma;
 - acute myelogenous leukemia, chronic myelogenous leukemia, myelodysplastic syndrome, promyelocytic leukemia;
 - fibrosarcoma, rhabdomyosarcoma;
 - astrocytoma, neuroblastoma, glioma, schwannomas;
 - melanoma, seminoma, teratocarcinoma, osteosarcoma, xenoderoma pigmentosum, keratoctanthoma, thyroid follicular cancer and Kaposi's sarcoma.
21. The use of claim 20, wherein said cancer is squamous cell carcinoma.
22. The use of claim 20 or 21, in combination with at least one anti-cancer agent.
23. The use of claim 22, wherein wherein said anti-cancer agent is selected from the group consisting of a cytostatic agent, cisplatin, doxorubicin, taxotereTM, taxol, etoposide, irinotecan (or CPT-11), camptostar, topotecan, paclitaxel, docetaxel, epothilones, tamoxifen, 5-fluorouracil, methoxtrexate, 5-Fluorouracil, temozolomide, cyclophosphamide, 4-[2-[4-[(11R)-3,10-dibromo-8-chloro-6,11-dihydro-5H-benzo[5,6]cyclohepta[1,2-b]pyridin-11-yl]-1-piperidiny]-2-oxoethyl]-1-piperidinecarboxamide, tipifarnib, L778,123 (a farnesyl protein transferase inhibitor), BMS 214662 (a farnesyl protein transferase inhibitor), IressaTM, TarcevaTM, antibodies to EGFR, GleevecTM, intron, ara-C, adriamycin, cytoxan, gemcitabine, Uracil mustard, Chlormethine, Ifosfamide, Melphalan, Chlorambucil, Pipobroman, Triethylenemelamine, Triethylenethiophosphoramine, Busulfan, Carmustine, Lomustine,

Streptozocin, Dacarbazine, Floxuridine, Cytarabine, 6-Mercaptopurine, 6-Thioguanine, Fludarabine phosphate, oxaliplatin, leucovirin, oxaliplatin, Pentostatine, Vinblastine, Vincristine, Vindesine, Bleomycin, Dactinomycin, Daunorubicin, Doxorubicin, Epirubicin, Idarubicin, Mithramycin, Deoxycoformycin, Mitomycin-C, L-Asparaginase, Teniposide 17 α -Ethinylestradiol, Diethylstilbestrol, Testosterone, Prednisone, Fluoxymesterone, Dromostanolone propionate, Testolactone, Megestrolacetate, Methylprednisolone, Methyltestosterone, Prednisolone, Triamcinolone, Chlorotrianisene, Hydroxyprogesterone, Aminoglutethimide, Estramustine, Medroxyprogesteroneacetate, Leuprolide, Flutamide, Toremifene, goserelin, Cisplatin, Carboplatin, Hydroxyurea, Amsacrine, Procarbazine, Mitotane, Mitoxantrone, Levamisole, Navelbene, Anastrozole, Letrazole, Capecitabine, Reloxafine, Droloxafine, and Hexamethylmelamine.

24. The use of any one of claims 19 to 23, in combination with radiation therapy.

25. A pharmaceutical composition comprising at least one compound of the formula in any one of claims 1 to 16, or a pharmaceutically acceptable salt or solvate thereof, in combination with at least one pharmaceutically acceptable carrier.

26. The pharmaceutical composition of claim 25, additionally comprising one or more anti-cancer agents selected from the group consisting of a cytostatic agent, cisplatin, doxorubicin, taxotereTM, taxol, etoposide, irinotecan (or CPT-11), camptostar, topotecan, paclitaxel, docetaxel, epothilones, tamoxifen, 5-fluorouracil, methotrexate, 5-Fluorouracil, temozolomide, cyclophosphamide, 4-[2-[4-[(11R)-3,10-dibromo-8-chloro-6,11-dihydro-5H-benzo[5,6]cyclohepta[1,2-b]pyridin-11-yl]-1-piperidiny]-2-oxoethyl]-1-piperidinecarboxamide, tipifarnib, L778,123 (a farnesyl protein transferase inhibitor), BMS 214662 (a farnesyl protein transferase inhibitor), IressaTM, TarcevaTM, antibodies to EGFR, GleevecTM, intron, ara-C, adriamycin, cytoxan, gemcitabine, Uracil mustard, Chlormethine, Ifosfamide, Melphalan, Chlorambucil, Pipobroman, Triethylenemelamine, Triethylenethiophosphoramine, Busulfan, Carmustine, Lomustine, Streptozocin, Dacarbazine, Floxuridine, Cytarabine, 6-Mercaptopurine, 6-Thioguanine, Fludarabine phosphate, oxaliplatin, leucovirin, oxaliplatin,

Pentostatine, Vinblastine, Vincristine, Vindesine, Bleomycin, Dactinomycin, Daunorubicin, Doxorubicin, Epirubicin, Idarubicin, Mithramycin, Deoxycoformycin, Mitomycin-C, L-Asparaginase, Teniposide 17 α -Ethinylestradiol, Diethylstilbestrol, Testosterone, Prednisone, Fluoxymesterone, Dromostanolone propionate, Testolactone, Megestrolacetate, Methylprednisolone, Methyltestosterone, Prednisolone, Triamcinolone, Chlorotrianisene, Hydroxyprogesterone, Aminoglutethimide, Estramustine, Medroxyprogesteroneacetate, Leuprolide, Flutamide, Toremifene, goserelin, Cisplatin, Carboplatin, Hydroxyurea, Amsacrine, Procarbazine, Mitotane, Mitoxantrone, Levamisole, Navelbene, Anastrozole, Letrazole, Capecitabine, Reloxafine, Droloxafine, and Hexamethylmelamine.