

F. SHERRATT & C. J. COWPERTHWAITES.

MUSIC LEAF-TURNER.

No. 185,267.

Patented Dec. 12, 1876.

Fig. 1

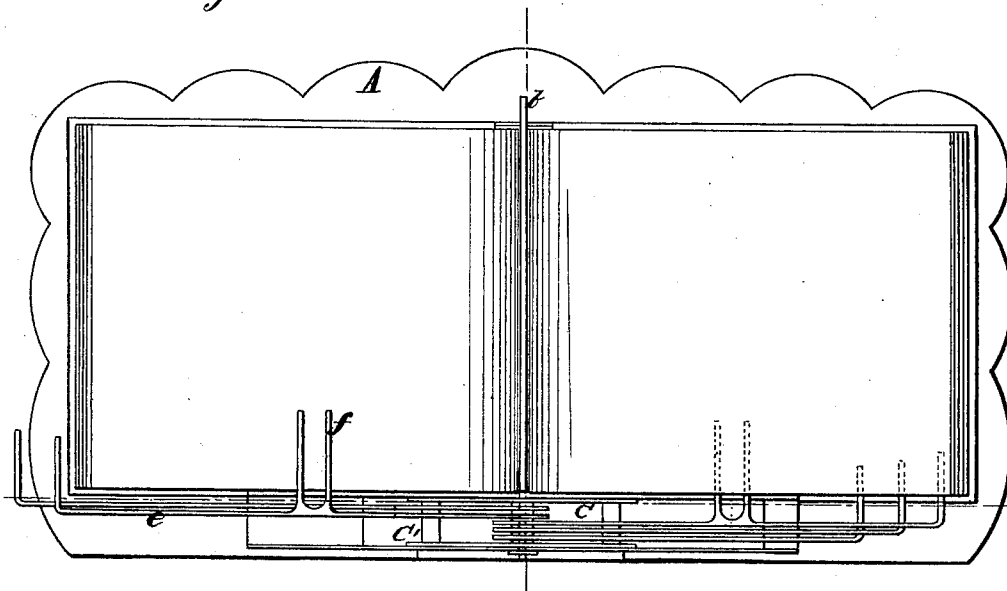


Fig. 2.

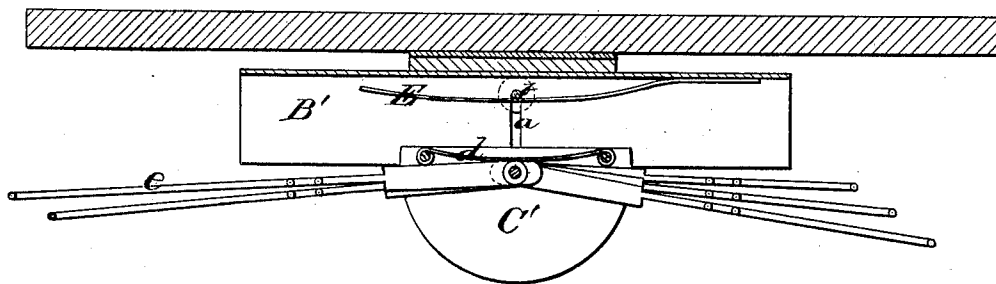
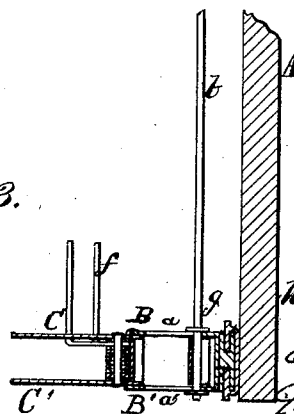


Fig. 3.



WITNESSES

*Wm. S. Utley*  
*Edw. Bates*

INVENTORS

*Frederick Sherratt*  
*Chas. J. Cowperthwaite*  
*J. H. Smith & Co.*  
ATTORNEYS

# UNITED STATES PATENT OFFICE.

FREDERICK SHERRATT AND CHARLES J. COWPERTHWAIT, OF OIL CITY,  
PENNSYLVANIA.

## IMPROVEMENT IN MUSIC-LEAF TURNERS.

Specification forming part of Letters Patent No. **185,267**, dated December 12, 1876; application filed  
April 22, 1876.

### *To all whom it may concern:*

Be it known that we, FREDERICK SHERRATT and CHAS. J. COWPERTHWAIT, of Oil City, in the county of Venango and State of Pennsylvania, have invented a new and valuable Improvement in Music-Leaf Turners; and we do hereby declare that the following is a full, clear, and exact description of the construction and operation of the same, reference being had to the annexed drawings, making a part of this specification, and to the letters and figures of reference marked thereon.

Figure 1 of the drawings is a front elevation of our music-leaf turner. Fig. 2 is a horizontal section of the same, and Fig. 3 is a detail of the same.

Our invention has relation to music-holders and contrivances for turning the leaves of music; and it consists of bifurcated arms, easily operated upon by the former, whereby each separate leaf of the music is promptly turned without interfering with the performance, as will be hereinafter explained.

In the annexed drawings, A designates an ordinary music stand or rack, against which the book or sheet music rests, and which is well understood. A is the music-rack. B B' are plates, between which the mechanism is inclosed. The plate B forms a base to support the book or sheet music. In the center of these plates are slots *a a'*, extending nearly across the same from front to rear, and from which rises a rod, *b*, intended to hold the book or sheet music firmly against the rack A. This finger *b* is operated by means of a spring, E, and by use of the slots *a* it will accommodate any required thickness of book or sheet music. Attached to the plates B B', or forming extensions of the same, are two plates, C C', between which are pivoted the arms *e*, acted on by a spring, *d*. These arms have

forks *f* attached to them, between which the leaves of the music are placed by the performer, and by turning the arms *e* each page is turned at the option of the person playing.

All the arms have handles at their free ends, so that they may be more easily operated. When they have passed the center of their motion, either from the right or left, they become self-acting by reason of the spring *d* pressing the short arms beyond their axes. The plates B B', carrying the mechanism, are provided with a double-tongue slide, *g*, which slides in a grooved plate, *h*, permanently secured to the music-rack A, and by reason of which this base, the arms, and springs can be easily detached from the said rack A.

This invention is applicable to pianos, melodeons, organs, and music-stands for orchestral performers, and can be attached to any ordinary music stand or rack.

What we claim as new, and desire to secure by Letters Patent, is—

1. In a music-leaf turner, the rod *b*, in combination with the plates B B' and spring E, substantially as described.

2. In a music-leaf turner, the bifurcated arms *e*, in combination with the spring *d* and detachable tablet, constructed in the manner and for the purpose set forth.

3. A tablet for a music-leaf turner, in combination with a double-tongue slide, *g*, grooved plate *h*, and music-rack A, as and for the purpose set forth.

In testimony that we claim the above we have hereunto subscribed our names in the presence of two witnesses.

FREDERICK SHERRATT.  
CHARLES J. COWPERTHWAIT.

Witnesses:

H. FULTON,  
BARRY FOLLET.