

(No Model.)

M. MEYENBERG & G. SIMON.  
WOVEN FABRIC.

No. 435,150.

Patented Aug. 26, 1890.

Fig. 1.

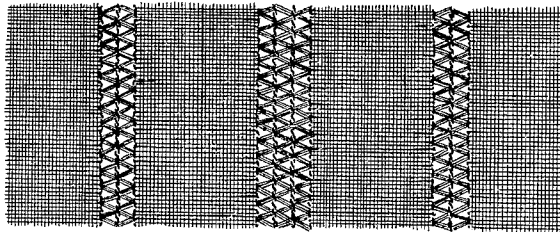


Fig. 2.

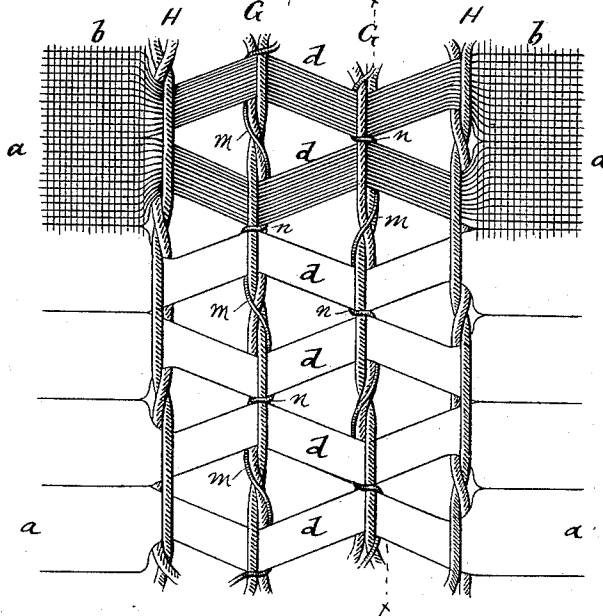
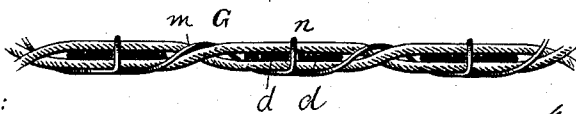


Fig. 3.



WITNESSES:

*J. H. Rosenbaum.*  
*W. Reinher*

INVENTOR

*Max Meyenberg*  
*Gustav Simon*

BY

*Georg S. Naegener*

ATTORNEYS

# UNITED STATES PATENT OFFICE.

MAX MEYENBERG, OF HOBOKEN, NEW JERSEY, AND GUSTAVE SIMON, OF  
NEW YORK, N. Y.

## WOVEN FABRIC.

SPECIFICATION forming part of Letters Patent No. 435,150, dated August 26, 1890.

Application filed November 21, 1889. Serial No. 331,118. (No specimens.)

### *To all whom it may concern:*

Be it known that we, MAX MEYENBERG, of Hoboken, in the county of Hudson and State of New Jersey, and GUSTAVE SIMON, of the city, county, and State of New York, citizens of the United States, have invented certain new and useful Improvements in Woven Fabrics, of which the following is a specification.

10 The object of our invention is to provide a new and improved fabric, by means of which new and and handsome effects can be produced.

15 The invention consists of a fabric composed of weft and warp threads which are interwoven in the usual manner, and in which the warp-threads are omitted at intervals, the weft-threads being arranged in groups at the parts where the warp-threads are omitted.  
20 and locked and held by warp-chains in connection with locking-chains for the latter, thereby forming zigzag lines and diamond-shaped or triangular figures in those places of the fabric where the warps are omitted.

25 In the accompanying drawings, Figure 1 is a front view of our new and improved fabric. Fig. 2 is an enlarged detail view of the same, and Fig. 3 is an enlarged sectional view on the line *xx* of Fig. 2.

30 Similar letters of reference indicate corresponding parts.

Our improved fabric is composed of weft-threads *a* and warp-threads *b*, which are interwoven in the usual manner, so as to form the ordinary well-known weft-and-warp fabric. At certain intervals a group of warp-threads is omitted and the weft-threads at those places separated into groups *d*, which are bound off at regular intervals in the

transverse direction of the fabric by chain- 40 warps *G*, so as to form triangular figures. Said chain-warps *G* are each provided with a locking-thread *m*, which is carried along with the chain-warps and passed around it, as shown at *n*, for the purpose of binding said 45 warp-chain wherever the angles of two zigzag lines of weft come in contact. As shown in Fig. 1, two or three rows of the said triangular figures can be formed; but it is evident that more rows may be arranged adjacent to 50 each other. A warp-chain *H* is also introduced adjacent to each edge warp—that is, adjacent to the warp at each side of the open space in which the triangular figures are formed—the said chain-warps *H* serving for 55 separating the weft-threads into groups at the beginnings and ends of the zigzag lines.

Having thus described our invention, we claim as new and desire to secure by Letters Patent—

60 The combination of warp and weft threads interwoven to form a fabric in which the warp-threads are omitted at intervals, warp-chains interlocking with the weft-threads along the edges of the spaces where the warp-threads are omitted and separating the weft-threads into groups, intermediate warp-chains 65 also interlocking with the weft-threads, and locking-threads for the intermediate chain-warps, substantially as set forth. 70

In testimony that we claim the foregoing as our invention we have signed our names in presence of two subscribing witnesses.

MAX MEYENBERG.  
GUSTAVE SIMON.

Witnesses:

W. REIMHERR,  
JOHN A. STRALEY.