



US00D453724S

(12) **United States Design Patent**  
**Hodges**

(10) **Patent No.:** **US D453,724 S**

(45) **Date of Patent:** **\*\* Feb. 19, 2002**

(54) **WHEEL**

(75) **Inventor:** **Frank J. Hodges, Yorba Linda, CA (US)**

(73) **Assignee:** **Lexani International, Inc., Yorba Linda, CA (US)**

(\*\*) **Term:** **14 Years**

(21) **Appl. No.:** **29/139,458**

(22) **Filed:** **Mar. 30, 2001**

(51) **LOC (7) Cl.** ..... **12-16**

(52) **U.S. Cl.** ..... **D12/209**

(58) **Field of Search** ..... **D12/204-211;**  
**301/37.1, 64.1, 65**

D418,793 S	*	1/2000	Donikoglu	.....	D12/209
D418,796 S	*	1/2000	Flueckiger	.....	D12/209
D419,127 S	*	1/2000	Megugorac	.....	D12/209
D424,007 S	*	5/2000	Hussaini et al.	.....	D12/209
D435,821 S	*	1/2001	Dumigan	.....	D12/209
D436,571 S	*	1/2001	Ir et al.	.....	D12/209
D442,533 S	*	5/2001	Hodges	.....	D12/209

\* cited by examiner

*Primary Examiner*—Stacia Cadmus

(74) *Attorney, Agent, or Firm*—Knobbe, Martens, Olson & Bear, LLP

(57) **CLAIM**

The ornamental design for a wheel, as shown and described.

**DESCRIPTION**

FIG. 1 is a front perspective view of a wheel showing my new design;

FIG. 2 is a front plan view thereof; and,

FIG. 3 is a left side elevational view thereof, the right side elevational view being a mirror image thereof.

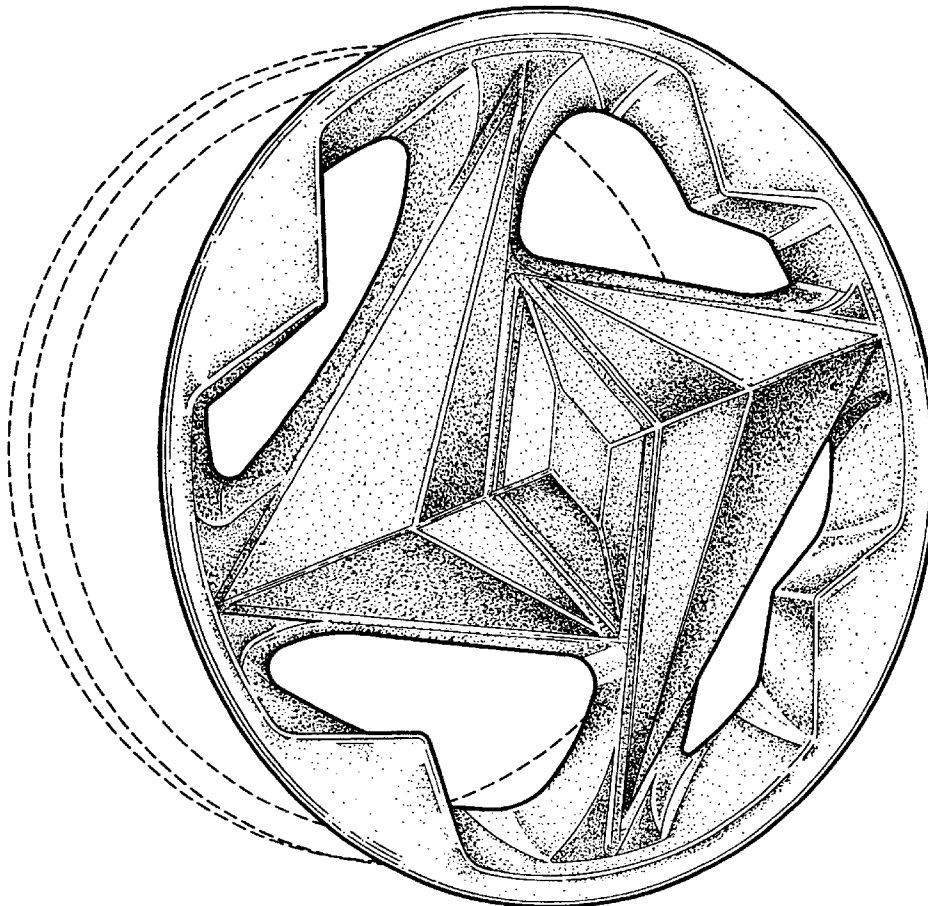
The broken line showing of environment is for illustrative purposes only and forms no part of the claimed design.

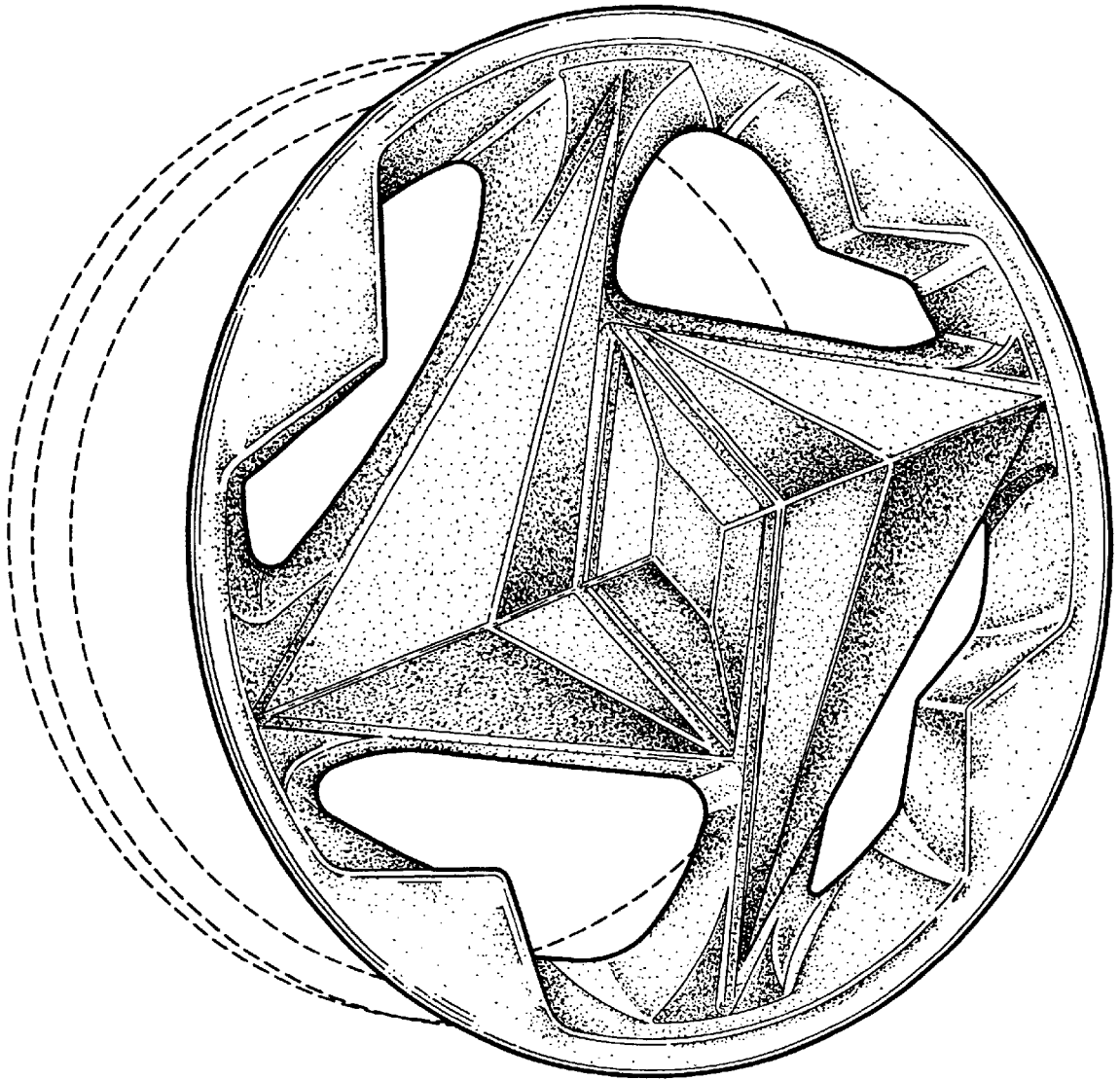
**1 Claim, 3 Drawing Sheets**

(56) **References Cited**

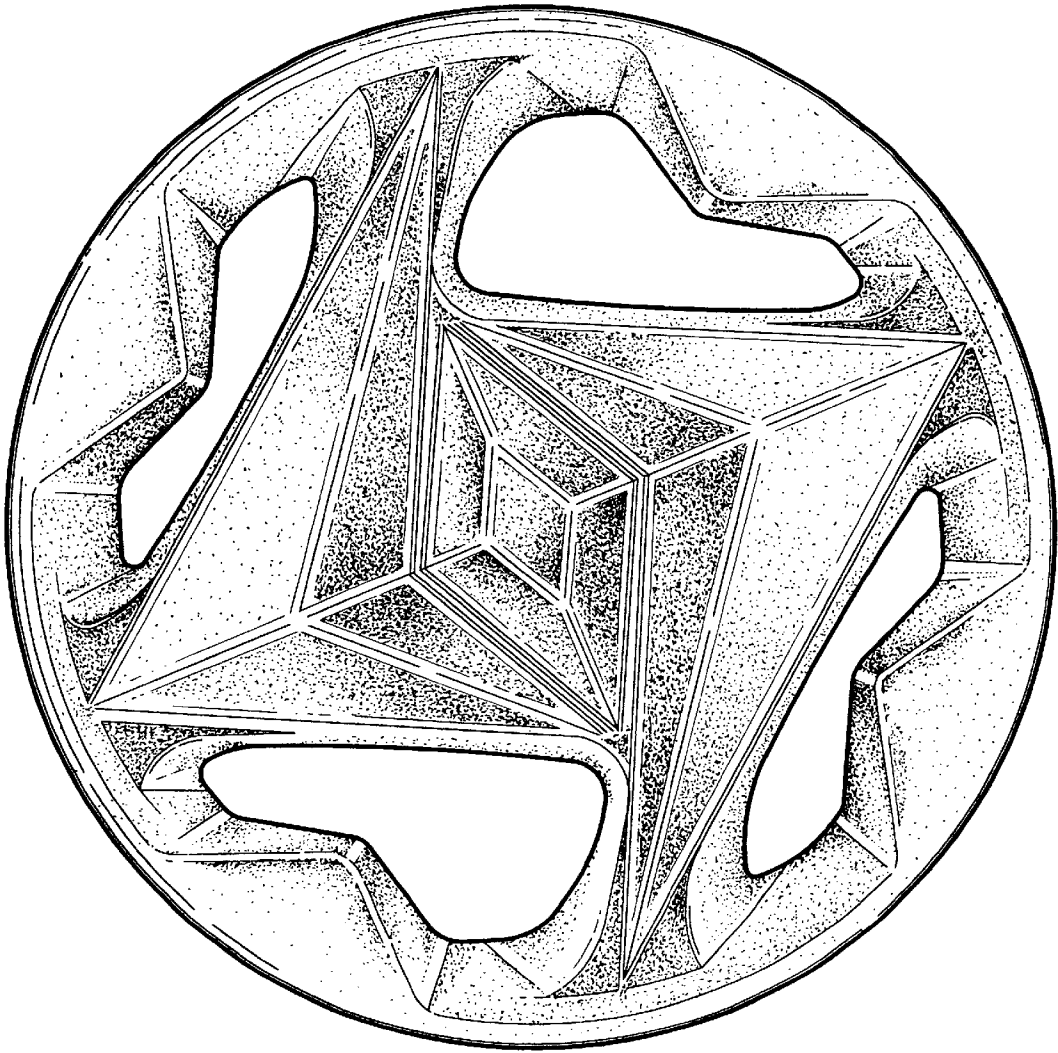
**U.S. PATENT DOCUMENTS**

D232,432 S	*	8/1974	Clary	.....	D12/209
D292,693 S	*	11/1987	Cattaneo	.....	D12/211
D351,371 S	*	10/1994	Abele	.....	D12/209
D365,318 S	*	12/1995	Neeper	.....	D12/209
D384,931 S	*	10/1997	Neeper	.....	D12/209
D409,545 S	*	5/1999	Mauer	.....	D12/209






**Fig. 1**



**Fig. 2**



**Fig. 3**