United States Patent [19]

Hazama et al.

[11] **Des. 248,995**

[45] ** **Aug. 15, 1978**

[54] **ELECTRONIC CALCULATING MACHINE**

[75] Inventors: **Shigetoshi Hazama; Seiichiro Nishiguchi; Yoshiaki Kobayashi,** all of Osaka, Japan

[73] Assignee: **Sharp Kabushiki Kaisha,** Osaka, Japan

[**] Term: **14 Years**

[21] Appl. No.: **809,095**

[22] Filed: **Jun. 23, 1977**

[30] **Foreign Application Priority Data**

Dec. 29, 1976 [JP] Japan 51-51448

[51] **Int. Cl.** ..... **D18—01**
[52] **U.S. Cl.** ..... **D64/11 B**
[58] **Field of Search** ..... D64/11 R, 11 B, 11 C; D14/40, 42, 43, 45; 235/1 D, 145 R

[56] **References Cited**

U.S. PATENT DOCUMENTS

D. 232,836	9/1974	Kitai	D64/11 B
D. 236,269	8/1975	Shu-Keung	D64/11 B

OTHER PUBLICATIONS

Merchandising Week, Jan. 6, 1975, p. 47, "Casio", Mini--Root Calculator.

Primary Examiner—Susan J. Lucas
Attorney, Agent, or Firm—Paul D. Flehr

[57] **CLAIM**

The ornamental design for an electronic calculating machine, as shown and described.

DESCRIPTION

FIG. **1** is a perspective view of the electronic calculating machine showing our new design;
FIG. **2** is a plan view thereof;
FIG. **3** is a front elevational view thereof;
FIG. **4** is a rear elevational view thereof;
FIG. **5** is a right side elevational view thereof;
FIG. **6** is a left side elevational view thereof; and
FIG. **7** is a bottom view thereof.





FIG_1

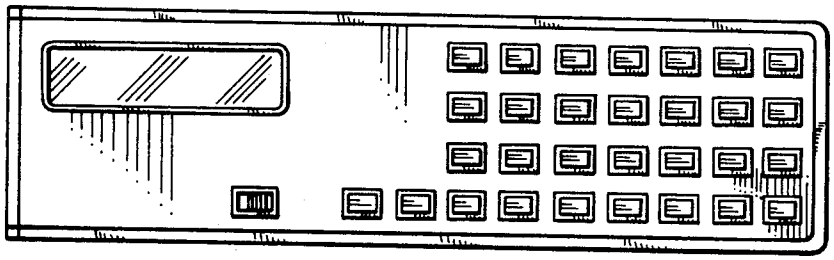

FIG_2



FIG_3



FIG_4



FIG_5

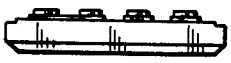

FIG_6



FIG_7