

(12) INTERNATIONAL APPLICATION PUBLISHED UNDER THE PATENT COOPERATION TREATY (PCT)

(19) World Intellectual Property Organization
International Bureau



(43) International Publication Date
20 May 2010 (20.05.2010)

PCT

(10) International Publication Number
WO 2010/055052 A1

(51) International Patent Classification:
C11D 3/386 (2006.01) C07K 5/08 (2006.01)
C12N 9/50 (2006.01)

(21) International Application Number:
PCT/EP2009/064972

(22) International Filing Date:
11 November 2009 (11.11.2009)

(25) Filing Language: English

(26) Publication Language: English

(30) Priority Data:
08169063.8 13 November 2008 (13.11.2008) EP

(71) Applicant (for all designated States except US):
NOVOZYMES A/S [DK/DK]; Krogshoejvej 36,
DK-2880 Bagsvaerd (DK).

(72) Inventors; and

(75) Inventors/Applicants (for US only): NIELSEN, Lone,
Kierstein [DK/DK]; Skolevaenget 7, DK-2800 Lyngby
(DK). MIKKELSEN, Lise, Munch [DK/DK]; Lysbrovej
34, DK-2610 Roedovre (DK). FRIIS, Esben, Peter [DK/
DK]; Gammelgaardsvej 27A, DK-2730 Herlev (DK).
KNOETZEL, Juergen, Carsten, Franz [DE/DK];
Oesterbrogade 226, 2. th., DK-2100 Copenhagen OE
(DK). SIMONSEN, Ole [DK/DK]; Runebergs Allé 3,
DK-2860 Soeborg (DK).

(74) Common Representative: NOVOZYMES A/S;
Krogshoejvej 36, DK-2880 Bagsvaerd (DK).

(81) Designated States (unless otherwise indicated, for every
kind of national protection available): AE, AG, AL, AM,
AO, AT, AU, AZ, BA, BB, BG, BH, BR, BW, BY, BZ,
CA, CH, CL, CN, CO, CR, CU, CZ, DE, DK, DM, DO,
DZ, EC, EE, EG, ES, FI, GB, GD, GE, GH, GM, GT,
HN, HR, HU, ID, IL, IN, IS, JP, KE, KG, KM, KN, KP,
KR, KZ, LA, LC, LK, LR, LS, LT, LU, LY, MA, MD,
ME, MG, MK, MN, MW, MX, MY, MZ, NA, NG, NI,
NO, NZ, OM, PE, PG, PH, PL, PT, RO, RS, RU, SC, SD,
SE, SG, SK, SL, SM, ST, SV, SY, TJ, TM, TN, TR, TT,
TZ, UA, UG, US, UZ, VC, VN, ZA, ZM, ZW.

(84) Designated States (unless otherwise indicated, for every
kind of regional protection available): ARIPO (BW, GH,
GM, KE, LS, MW, MZ, NA, SD, SL, SZ, TZ, UG, ZM,
ZW), Eurasian (AM, AZ, BY, KG, KZ, MD, RU, TJ,
TM), European (AT, BE, BG, CH, CY, CZ, DE, DK, EE,
ES, FI, FR, GB, GR, HR, HU, IE, IS, IT, LT, LU, LV,
MC, MK, MT, NL, NO, PL, PT, RO, SE, SI, SK, SM,
TR), OAPI (BF, BJ, CF, CG, CI, CM, GA, GN, GQ, GW,
ML, MR, NE, SN, TD, TG).

Declarations under Rule 4.17:

— as to applicant's entitlement to apply for and be granted
a patent (Rule 4.17(ii))

Published:

— with international search report (Art. 21(3))



WO 2010/055052 A1

(54) Title: DETERGENT COMPOSITION

(57) Abstract: Peptide aldehydes containing a ureido group are effective as stabilizers for protease in a detergent composition, and as stabilizers for a second enzyme in a liquid composition with a protease.

DETERGENT COMPOSITION

FIELD OF THE INVENTION

The present invention relates to a liquid detergent composition comprising a surfactant and a protease and to a liquid enzyme composition comprising a protease and optionally a second enzyme. More particularly, it relates to such compositions incorporating a compound which stabilizes the protease and/or the second enzyme. Further, the invention also relates to a stabilizing compound for use in such compositions.

BACKGROUND OF THE INVENTION

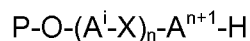
EP 0 583 534 A, WO 94/04651 A, WO 98/13458 A and WO 2007/145963 A describe enzyme stabilization in liquid detergent compositions comprising a reversible peptide aldehyde protease inhibitor. WO 95/25791 A describes methods for manufacturing protease enzymes using non-protein protease inhibitors.

α -MAPI, antipain, GE20372A and chymostatin A, B and C are described as peptide aldehydes with activity as protease inhibitors: R.J. Broadbridge et al., Chem. Commun. (1998), 1449. E. Sarubbi et al., FEBS Letters, 319 (3), 253-256 (1993). I.J.Galpin et al., Int.J.Peptide Protein Res., 23, 1984, 477-486.

SUMMARY OF THE INVENTION

The inventors have found that certain peptide aldehydes containing a "double N-capping group" (such as ureido (N-CO-N), oxamide (N-CO-CO-N), thioureido (N-CS-N), dithiooxamide (N-CS-CS-N) or thiooxamide (N-CS-CO-N) group) are effective as stabilizers for proteases in liquid enzyme formulations and in liquid detergent compositions, and as stabilizers for a second enzyme in a liquid composition with a protease. They also found that the peptide aldehydes can be released from the protease when the enzyme formulation or detergent composition is diluted with water.

Accordingly, the invention provides a detergent composition comprising a surfactant, a protease and a stabilizer of the formula:



wherein one X is the "double N-capping group" CO, CO-CO, CS, CS-CS or CS-CO (most preferably CO), and the other X'es are nothing (i.e., a chemical bond),

wherein n = 1-10, preferably 2-5, most preferably 3

wherein i is an integer from 1 to n

wherein each A^i and A^{n+1} is an amino acid residue having the structure:



–CO-CR-NH- for a residue to the left of the double N-capping group

wherein R is H- or an optionally substituted alkyl or alkylaryl group which may optionally include a hetero atom and may optionally be linked to the N atom, and

wherein P is hydrogen or any C-terminal protection group.

5 The invention also provides an enzyme composition, comprising a protease at a concentration of at least 0.1% by weight of enzyme protein and a stabilizer of the above formula.

Furthermore, the invention provides an enzyme composition, comprising a protease, a second enzyme and a stabilizer of the above formula.

10 Finally, the invention provides a stabilizer having the formula HO-A¹-CO-A²-A³-A⁴-H, wherein A¹ is a Phe residue, A² is an Arg or Gly residue, A³ is a Val or Gly residue, and A⁴ is a Tyr residue.

DETAILED DESCRIPTION OF THE INVENTION

Stabilizer

15 The peptide aldehyde used as a protease stabilizer has the structure P-O-(Aⁱ-X)_n-Aⁿ⁺¹-H with a “double N-capping group” X = CO, CO-CO, CS, CS-CS or CS-CO. It preferably contains four amino acid residues and preferably a ureido group (-NH-CO-NH-) between two of the residues. Thus, the structure is P-O-A¹-CO-A²-A³-A⁴-H, P-O-A¹-A²-CO-A³-A⁴-H or P-O-A¹-A²-A³-CO-A⁴-H, where the amino acid residue(s) to the right of the ureido group has/have the structure –NH-CR-CO-, and the residue(s) to the left of the ureido group is/are inverted to –CO-CR-

20 NH-.

Aⁱ and Aⁿ⁺¹, most preferably A¹ and/or A² and/or A³ and/or A⁴ may be a residue of an amino acid, e.g. an L-amino acid, particularly a naturally occurring amino acid, L-norleucine (Nle), L-norvaline (Nva) or capreomycinidine (Cpd). In particular, A¹ may be Tyr, Leu, Phe, Met, Nle or Nva; A² may be Gly, Ala, Val, Arg, Leu or Cpd; A³ may be Ala, Val, Gly, Leu, or Ile; and

25 A⁴ may be Phe, Tyr, Leu, Nva, Nle, Met or Arg.

P may be H- or the C-terminal protection group Me-, Et- or CF₃-

The stabilizer may have the formula HO-A¹-CO-A²-A³-A⁴-H, e.g. the following compounds (where each amino acid is in the L-form unless indicated):

Short name	A ¹	A ²	A ³	A ⁴
α-MAPI	Phe	Arg	Val	Phe
β-MAPI	Phe	Arg	Val	D-Phe
F-CO-RVY-H	Phe	Arg	Val	Tyr
F-CO-GGY-H	Phe	Gly	Gly	Tyr
F-CO-GAF-H	Phe	Gly	Ala	Phe

F-CO-GAY-H	Phe	Gly	Ala	Tyr
F-CO-GAL-H	Phe	Gly	Ala	Leu
F-CO-GA-Nva-H	Phe	Gly	Ala	Nva
F-CO-GA-Nle-H	Phe	Gly	Ala	Nle
Y-CO-RVY-H	Tyr	Arg	Val	Tyr
Y-CO-GAY-H	Tyr	Gly	Ala	Tyr
F-CS-RVF-H	Phe	Arg	Val	Phe
F-CS-RVY-H	Phe	Arg	Val	Tyr
F-CS-GAY-H	Phe	Gly	Ala	Tyr
Antipain	Phe	Arg	Val	Arg
GE20372A	Tyr	Arg	Val	Phe
GE20372B	Tyr	Arg	Val	D-Phe
Chymostatin A	Phe	Cpd	Leu	Phe
Chymostatin B	Phe	Cpd	Val	Phe
Chymostatin C	Phe	Cpd	Ile	Phe

The stabilizer may be prepared by methods known in the art, e.g. as described by R.J. Broadbridge et al., Chem. Commun., 1998, 1449–1450; by P. Page et al., J. Org. Chem., 1999, 5 64, 794-799; or by I.J.Galpin et al., Int.J.Peptide Protein Res., 23, 1984, 477-486.

The molar ratio of the inhibitor to the protease may be 0.1:1 to 100:1, e.g. 0.5:1-50:1, 1:1-25:1 or 2:1-10:1.

Optional second stabilizer

Optionally, the enzyme or detergent composition may comprise one or more other protease stabilizers. Examples are boronic acid derivatives, organic acids, protein and peptide type inhibitors and peptide aldehydes, e.g. as described in WO 1995/029223, WO 1996/041859, WO 2006/045310, WO 2006/045310, WO 2007/113142, WO 2008/116915, WO 2009/095425 (patent application EP 08150977.0), WO 2009/118375 (patent application EP 08153299.6), WO 2007/145963, or WO 2007/141736.

15 Protease

The protease may be a serine, cysteine or aspartic protease. It may be an alkaline microbial protease, a trypsin-like protease or a subtilisin, e.g. a subtilisin derived from *Bacillus*. The protease may be subtilisin Novo, subtilisin Carlsberg, subtilisin BPN', subtilisin 309, subtilisin 147 and subtilisin 168 (described in WO 89/06279), trypsin (e.g. of porcine or bovine origin), 20 the *Fusarium* protease described in WO 89/06270, a protease described in WO 1998/020115,

WO 01/44452, WO 01/58275, WO 01/58276, WO 2003/006602, or WO 2004/099401, or it may have an amino acid sequence which is at least 90%, at least 95%, at least 98% or at least 99% identical to one of these.

5 Examples of commercially available proteases (peptidases) include Kannase™, Everlase™, Esperase™, Alcalase™, Neutrase™, Durazym™, Savinase™, Ovozyme™, Liquanase™, Polarzyme™, Pyrase™, Pancreatic Trypsin NOVO (PTN), Bio-Feed™ Pro and Clear-Lens™ Pro (all available from Novozymes A/S, Bagsvaerd, Denmark). Other commercially available proteases include Ronozyme™ Pro, Maxatase™, Maxacal™, Maxapem™, Opticlean™, Properase™, Purafect™, Purafect Ox™ and Purafact Prime™
10 (available from Danisco Genencor, Gist-Brocades, BASF, or DSM Nutritional Products).

Second enzyme

In addition to the protease, the liquid composition may optionally comprise one or more other enzymes, e.g. selected among amylases, lipolytic enzymes (particularly lipases), cellulases, mannanases and oxidoreductases.

15 The amylase may be an alpha-amylase of bacterial or fungal origin, e.g. an alpha-amylase from *B. licheniformis*, described in GB 1,296,839. Commercially available amylases are Duramyl™, Termamyl™, Stainzyme™, Stainzyme Plus™, Termamyl Ultra™, Fungamyl™ and BAN™ (available from Novozymes A/S) and Rapidase™, Maxamyl P™, Purastar and Purastar OxAm (available from Gist-Brocades and Danisco Genencor).

20 The cellulase may be of bacterial or fungal origin. It may be a fungal cellulase from *Humicola insolens* (US 4,435,307) or from *Trichoderma*, e.g. *T. reesei* or *T. viride*. Examples of cellulases are described in EP 0 495 257. Commercially available cellulases include Carezyme™, Celluzyme™, Endolase™, Celluclean™ (available from Novozymes), Puradax, Puradax HA, and Puradax EG (available from Danisco Genencor).

25 The oxidoreductase may be a peroxidase or an oxidase such as a laccase. The peroxidase may be of plant, bacterial or fungal origin. Examples are peroxidases derived from a strain of *Coprinus*, e.g., *C. cinerius* or *C. macrorhizus*, or from a strain of *Bacillus*, e.g., *B. pumilus*, particularly peroxidase according to WO 91/05858. Suitable laccases herein include those of bacterial or fungal origin. Examples are laccases from *Trametes*, e.g., *T. villosa* or *T.*
30 *versicolor*, or from a strain of *Coprinus*, e.g., *C. cinereus*, or from a strain of *Myceliophthora*, e.g., *M. thermophila*.

The lipolytic enzyme may be a lipase or cutinase of bacterial or fungal origin. Examples include a lipase from *Thermomyces lanuginosus* (*Humicola lanuginosa*) described in EP 258 068 and EP 305 216, a *Rhizomucor miehei* lipase, e.g., as described in EP 238 023, a *Candida*
35 lipase, such as a *C. antarctica* lipase, e.g., the *C. antarctica* lipase A or B described in EP 214

761, a *Fusarium oxysporum* lipase (WO 98/26057), a *Pseudomonas* lipase such as a *P. pseudoalcaligenes* and *P. alcaligenes* lipase, e.g., as described in EP 218 272, a *P. cepacia* lipase, e.g., as described in EP 331 376, a *P. stutzeri* lipase, e.g., as disclosed in BP 1,372,034, a *P. fluorescens* lipase, a *Bacillus* lipase, e.g., a *B. subtilis* lipase (Dartois et al., (1993),
5 Biochemica et Biophysica acta 1131, 253-260), a *B. stearrowthermophilus* lipase (JP 64/744992),
B. pumilus lipase (WO 91/16422), *Penicillium camembertii* lipase (Yamaguchi et al., (1991),
Gene 103, 61-67), the *Geotrichum candidum* lipase (Shimada, Y. et al., (1989), J. Biochem.
106, 383-388), and various *Rhizopus* lipases such as a *R. delemar* lipase (Hass, M.J et al.,
(1991), Gene 109, 117-113), a *R. niveus* lipase (Kugimiya et al., (1992), Biosci. Biotech. Bio-
10 chem. 56, 716-719) and a *R. oryzae* lipase. Additional examples are cutinase from
Pseudomonas mendocina (WO 88/09367), cutinase from *Fusarium solani pisi* (WO 90/09446)
and cutinase from *Humicola insolens* (WO 2001/092502). The lipolytic enzyme may be a lipase
variant, e.g. described in WO 2000/060063.

Examples of commercially available lipases include Lipex™, Lipoprime™, Lipopan™,
15 Lipopan F™, Lipopan Xtra™, Lipolase™, Lipolase™ Ultra, Lipozyme™, Palatase™,
Resinase™, Novozym™ 435 and Lecitase™ (all available from Novozymes A/S). Other
commercially available lipases include Lumafast™ (*Pseudomonas mendocina* lipase from
Danisco Genencor); Lipomax™ (*Ps. pseudoalcaligenes* lipase from Gist-Brocades or Danisco
Genencor) and *Bacillus* sp. lipase from Solvay enzymes. Further lipases are available from
20 other suppliers such as Lipase P "Amano" (Amano Pharmaceutical Co. Ltd.).

Examples of mannanases include Mannaway™ (product of Novozymes) and
MannaStar (product of Danisco Genencor).

Sequence identity

The degree of identity between two amino acid sequences is calculated as the number
25 of exact matches in an alignment of the two sequences, divided by the length of the shorter of
the two sequences. The result is expressed in percent identity. An exact match occurs when the
two sequences have identical amino acid residues in the same positions of the overlap. The
length of a sequence is the number of amino acid residues in the sequence.

The alignment of the two amino acid sequences may be determined by using the
30 Needle program from the EMBOSS package (<http://emboss.org>) version 2.8.0. The Needle
program implements the global alignment algorithm described in Needleman, S. B. and
Wunsch, C. D. (1970) J. Mol. Biol. 48, 443-453. The substitution matrix used is BLOSUM62,
gap opening penalty is 10, and gap extension penalty is 0.5.

Alternatively, the alignment may be done by using the MegAlign program (version 7)
35 developed by DNASTAR Inc., part of the Lasergene suite, based on Hein, J.J. (1990). "Unified

approach to alignment and phylogenies.” In *Methods in Enzymology*, Vol. 183: pp. 626-645. Using the Jotun Hein Method and the settings GAP PENALTY = 11, GAP LENGTH PENALTY = 3 for multiple alignments and KTUPLE = 2 for pairwise alignments a series of percentage identity values can be calculated.

5 Detergent composition

The detergent composition is a liquid composition. In addition to the protease, the composition may further comprise a second enzyme, particularly a lipase, an amylase, a cellulase or a carbohydrase.

The invention is particularly applicable to the formulation of liquid detergents where enzyme stability problems are pronounced. The liquid detergent may be aqueous, typically containing 5-95% water, e.g. 5-15% or 20-70% water and 0-20% organic solvent (hereinafter, percentages by weight).

The detergent comprises a surfactant which may be anionic, non-ionic, cationic, amphoteric or a mixture of these types. The detergent will usually contain 5-30% anionic surfactant such as linear alkyl benzene sulphonate (LAS), alpha-olefin sulphonate (AOS), alcohol ethoxy sulphate (AES) or soap. It may also contain 3-20% anionic surfactant such as nonyl phenol ethoxylate or alcohol ethoxylate.

The pH (measured in aqueous detergent solution) will usually be neutral or alkaline, e.g. 7-10. The detergent may contain 1-40% of a detergent builder such as zeolite, phosphate, phosphonate, citrate, NTA, EDTA or DTPA, or it may be unbuilt (i.e. essentially free of a detergent builder). It may also contain other conventional detergent ingredients, e.g. fabric conditioners, foam boosters, bactericides, optical brighteners and perfumes.

The detergent composition may be a fabric cleaning compositions, hard surface cleansing compositions, light duty cleaning compositions including dish cleansing compositions and automatic dishwasher detergent compositions.

The liquid detergent composition may comprise from about 0.0001 % to about 10%, more particularly from about 0.00015% to about 1%, and most particularly from about 0.001% to about 0.1% of the inhibitor

Thus, a stabilized liquid enzyme formulation typically contains 0.5-20% by weight, particularly 1-10% by weight, of enzyme protein (total of protease and optional second enzyme) and 0.01%-10% of the inhibitor, more particularly 0.05-5% by weight and most particularly 0.1%-2% by weight of the inhibitor.

A liquid detergent formulation will typically contain 0.04-400 micromolar enzyme (or 1-10000 mg EP/L), more particularly 0.16-160 micromolar enzyme (4-4400 mg EP/L) and most particularly 0.8-80 (20-2200 mg EP/L) and about 1-20 times more of the inhibitor, most

particularly about 1-10 times more of the inhibitor.

The liquid detergent composition may contain water and other solvents as carriers. Low molecular weight primary or secondary alcohols exemplified by methanol, ethanol, propanol, and iso-propanol are suitable. Monohydric alcohols are preferred for solubilizing surfactants, but
 5 polyols such as those containing from about 2 to about 6 carbon atoms and from about 2 to about 6 hydroxy groups (*e.g.*, 1,3-propanediol, ethylene glycol, glycerine, and 1,2-propanediol) can also be used. The compositions may contain from about 5% to about 90%, typically from about 10% to about 50% of such carriers.

The detergent compositions herein will preferably be formulated such that during use in
 10 aqueous cleaning operations, the wash water will have a pH between about 6.8 and about 11. Finished products are typically formulated at this range. Techniques for controlling pH at recommended usage levels include the use of, for example, buffers, alkalis, and acids. Such techniques are well known to those skilled in the art.

When formulating the hard surface cleaning compositions and fabric cleaning
 15 compositions of the present invention, the formulator may wish to employ various builders at levels from about 5% to about 50% by weight. Typical builders include the 1-10 micron zeolites, polycarboxylates such as citrate and oxydisuccinates, layered silicates, phosphates, and the like. Other conventional builders are listed in standard formularies.

EXAMPLES

20 Example 1:

Various peptide aldehydes of the invention were produced by a custom peptide synthesis company, all with a purity >80%. The peptide aldehydes were dissolved in DMSO to a concentration of 10 mg/ml before use.

A model liquid detergent A was prepared for testing the various stabilizers:

Component	% w/w
Sodium alkylethoxy sulphate (C9-15, 2EO)	6.0
Sodium dodecyl benzene sulphonate	3.0
Sodium toluene sulphonate	3.0
Oleic acid	2.0
Primary alcohol ethoxylate (C12-15, 7EO)	3.0
Primary alcohol ethoxylate (C12-15, 3EO)	2.5
Ethanol	0.5
Monopropylene glycol	2.0
Tri-sodium citrate 2H ₂ O	4.0

Triethanolamine	0.4
Protease (Savinase 16 LEX)	0.5
Lipase (Lipex 100L)	0.5
De-ionized water	Ad 100%
pH adjusted to 8.5 with NaOH	

Further, the following detergents were prepared by adding stabilizers to detergent A:

Detergent ID	Detergent A	Stabilizer (from a 10 mg/ml solution)	Molar ratio of inhibitor relative to protease
B	100 g	1,5 mg F-CO-RVF-H	3
C	100 g	2,5 mg F-CO-RVF-H	5
D	100 g	5,0 mg F-CO-RVF-H	10
E	100 g	1.5 mg F-CO-RVY-H	3
F	100 g	2.6 mg F-CO-RVY-H	5
G	100 g	5.1 mg F-CO-RVY-H	10
H	100 g	1.2 mg F-CO-GGY-H	3
J	100 g	2.0 mg F-CO-GGY-H	5
K	100 g	3.9 mg F-CO-GGY-H	10

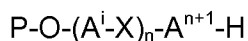
The detergents were placed in closed glasses at 35°C and 40°C. Residual activity of li-
5 pase and protease was measured (by comparison to a reference stored at -18°C) at different
times, using standard enzyme analytical methods available at Novozymes (protease measured
by hydrolysis of N,N-dimethylcasein at 40°C, pH 8.3 and lipase measured by hydrolysis of p-
nitrophenyl valerate at 40°C, pH 7.7).

% residual activity Detergent	Residual protease activity		Residual lipase activity
	4 weeks 35°C	1 week 40°C	1 week 35°C
A (reference)	20	11	3
B (F-CO-RVF-H, 3x)		63	22
C (F-CO-RVF-H, 5x)		83	51
D (F-CO-RVF-H, 10x)		78	69
E (F-CO-RVY-H, 3x)	62	55	17
F (F-CO-RVY-H, 5x)	81	75	53
G (F-CO-RVY-H, 10x)	86	81	69
H (F-CO-GGY-H, 3x)	26	17	3
J (F-CO-GGY-H, 5x)	31	20	4
K (F-CO-GGY-H, 10x)	38	28	5

From this example it is clear that the peptide aldehydes of the invention are very efficient as protease stabilizers and as stabilizers for a second enzyme in the presence of a protease.

CLAIMS

1. A liquid detergent composition comprising a surfactant, a protease and a compound of the formula:



5 wherein one X is the "double N-capping group" CO, CO-CO, CS, CS-CS or CS-CO (most preferably CO), and the other X'es are nothing,

wherein n = 1-10, preferably 2-5, most preferably 3

wherein i is an integer from 1 to n

wherein each Aⁱ and Aⁿ⁺¹ is an amino acid residue having the structure:

10 -NH-CR-CO- for a residue to the right of the double N-capping group, or

-CO-CR-NH- for a residue to the left of the double N-capping group

wherein R is H- or an optionally substituted alkyl or alkylaryl group which may optionally include a hetero atom and may optionally be linked to the N atom, and

wherein P is hydrogen or any C-terminal protection group.

15 2. The composition of the preceding claim wherein n=3 and A¹ and/or A² and/or A³ and/or A⁴ is a residue of a naturally occurring amino acid, L-norleucine (Nle), L-norvaline (Nva) or capreomycinidine (Cpd).

3. The composition of either preceding claim wherein A¹ is a residue of Tyr, Leu, Phe, Met, Nle or Nva.

20 4. The composition of any preceding claim wherein A² is a residue of Gly, Ala, Val, Arg, Leu or Cpd.

5. The composition of any preceding claim wherein A³ is a residue of Val, Gly, Leu or Ile.

6. The composition of any preceding claim wherein A⁴ is a residue of Phe, Tyr, Leu, Nva, Nle, Met or Arg.

25 7. The composition of any preceding claim wherein P is H-, Me-, Et- or CF₃-.

8. The composition of any preceding claim wherein the compound has the formula

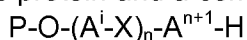


particularly F-CO-RVF-H, F-CO-RVY-H or F-CO-GGY-H.

9. The composition of any preceding claim which further comprises a second enzyme, particularly a lipase, an amylase, a cellulase or a carbohydrase.

10. The composition of any preceding claim wherein the protease is an alkaline protease, an aspartic protease, a serine protease, a cysteine protease, or a subtilisin.

5 11. A liquid enzyme composition, comprising a protease at a concentration of at least 0.1% by weight of enzyme protein and a compound of the formula:



wherein one X is the "double N-capping group" CO, CO-CO, CS, CS-CS or CS-CO (most preferably CO), and the other X'es are nothing,

10 wherein n = 1-10, preferably 2-5, most preferably 3

wherein i is an integer from 1 to n

wherein each Aⁱ and Aⁿ⁺¹ is an amino acid residue having the structure:

–NH-CR-CO- for a residue to the right of the double N-capping group, or

–CO-CR-NH- for a residue to the left of the double N-capping group

15 wherein R is H- or an optionally substituted alkyl or alkylaryl group which may optionally include a hetero atom and may optionally be linked to the N atom, and

wherein P is hydrogen or any C-terminal protection group.

12. A liquid enzyme composition, comprising a protease, a second enzyme and a compound of the formula:



wherein one X is the "double N-capping group" CO, CO-CO, CS, CS-CS or CS-CO (most preferably CO), and the other X'es are nothing,

wherein n = 1-10, preferably 2-5, most preferably 3

wherein i is an integer from 1 to n

25 wherein each Aⁱ and Aⁿ⁺¹ is an amino acid residue having the structure:

–NH-CR-CO- for a residue to the right of the double N-capping group, or

–CO-CR-NH- for a residue to the left of the double N-capping group

wherein R is H- or an optionally substituted alkyl or alkylaryl group which may optionally include a hetero atom and may optionally be linked to the N atom, and

30 wherein P is hydrogen or any C-terminal protection group.

13. A compound having the formula HO-A¹-CO-A²-A³-A⁴-H, wherein A¹ is a Phe residue, A² is an Arg or Gly residue, A³ is a Val or Gly residue, and A⁴ is a Tyr residue.

14. The compound of the preceding claim which is F-CO-RVY-H, F-CO-GGY-H, F-CO-GAF-H, F-CO-GAY-H, F-CO-GAL-H, F-CO-GA-Nle-H, F-CO-GA-Nva-H, Y-CO-RVY-H, Y-CO-GAY-H, F-CS-RVF-H, F-CS-RVY-H and F-CS-GAY-H.

INTERNATIONAL SEARCH REPORT

International application No
PCT/EP2009/064972

A. CLASSIFICATION OF SUBJECT MATTER
 INV. C11D3/386 C12N9/50 C07K5/08

According to International Patent Classification (IPC) or to both national classification and IPC

B. FIELDS SEARCHED
 Minimum documentation searched (classification system followed by classification symbols)
 C11D C07K C12N

Documentation searched other than minimum documentation to the extent that such documents are included in the fields searched

Electronic data base consulted during the international search (name of data base and, where practical, search terms used)
 EPO-Internal, WPI Data

C. DOCUMENTS CONSIDERED TO BE RELEVANT

Category*	Citation of document, with indication, where appropriate, of the relevant passages	Relevant to claim No.
X	EP 0 583 534 A (PROCTER & GAMBLE [US]) 23 February 1994 (1994-02-23) page 3, lines 1-44; claims; examples	1-14
X	WO 95/25791 A (PROCTER & GAMBLE [US]) 28 September 1995 (1995-09-28) page 5, line 3 - page 7, line 20 page 10, line 3 - page 12, line 2 claims; examples	1-14
X	WO 2007/145963 A (PROCTER & GAMBLE [US]) 21 December 2007 (2007-12-21) cited in the application page 5, line 3 - page 6, line 20; claims; examples	1-14

Further documents are listed in the continuation of Box C. See patent family annex.

* Special categories of cited documents :

*A" document defining the general state of the art which is not considered to be of particular relevance	*T" later document published after the international filing date or priority date and not in conflict with the application but cited to understand the principle or theory underlying the invention
*E" earlier document but published on or after the international filing date	*X" document of particular relevance; the claimed invention cannot be considered novel or cannot be considered to involve an inventive step when the document is taken alone
*L" document which may throw doubts on priority claim(s) or which is cited to establish the publication date of another citation or other special reason (as specified)	*Y" document of particular relevance; the claimed invention cannot be considered to involve an inventive step when the document is combined with one or more other such documents, such combination being obvious to a person skilled in the art.
*O" document referring to an oral disclosure, use, exhibition or other means	*"&" document member of the same patent family
*P" document published prior to the international filing date but later than the priority date claimed	

Date of the actual completion of the international search 26 January 2010	Date of mailing of the international search report 05/02/2010
---	---

Name and mailing address of the ISA/ European Patent Office, P.B. 5818 Patentlaan 2 NL - 2280 HV Rijswijk Tel. (+31-70) 340-2040, Fax: (+31-70) 340-3016	Authorized officer Péntek, Eric
--	---

INTERNATIONAL SEARCH REPORT

International application No

PCT/EP2009/064972

C(Continuation). DOCUMENTS CONSIDERED TO BE RELEVANT		
Category*	Citation of document, with indication, where appropriate, of the relevant passages	Relevant to claim No.
X	WO 98/13458 A (PROCTER & GAMBLE [US]) 2 April 1998 (1998-04-02) cited in the application page 4, line 36 - page 7, line 33; claims; examples -----	1-14

INTERNATIONAL SEARCH REPORT

Information on patent family members

International application No

PCT/EP2009/064972

Patent document cited in search report	A	Publication date	Patent family member(s)	Publication date
EP 0583534	A	23-02-1994	AT 149562 T	15-03-1997
			AU 4789493 A	15-03-1994
			CA 2142297 A1	03-03-1994
			CN 1085943 A	27-04-1994
			DE 69217934 D1	10-04-1997
			DE 69217934 T2	04-09-1997
			DK 583534 T3	16-06-1997
			ES 2098483 T3	01-05-1997
			GR 3022750 T3	30-06-1997
			JP 9503793 T	15-04-1997
			JP 3285865 B2	27-05-2002
			PH 31628 A	12-01-1999
			TR 27824 A	29-08-1995
WO 9404651 A1	03-03-1994			
<hr/>				
WO 9525791	A	28-09-1995	EP 0751991 A1	08-01-1997
			JP 9510363 T	21-10-1997
<hr/>				
WO 2007145963	A	21-12-2007	CA 2652792 A1	21-12-2007
			EP 2038393 A2	25-03-2009
			JP 2009537665 T	29-10-2009
			US 2008009431 A1	10-01-2008
<hr/>				
WO 9813458	A	02-04-1998	BR 9713470 A	11-04-2000
			CA 2265879 A1	02-04-1998
			CN 1238005 A	08-12-1999
			EP 0929638 A1	21-07-1999
			JP 2000503340 T	21-03-2000
<hr/>				