



US00D395975S

# United States Patent [19]

[11] Patent Number: **Des. 395,975**

Munoz

[45] Date of Patent: **\*\*Jul. 14, 1998**

[54] **COFFEE MACHINE**

[75] Inventor: **Rafael Viguer Munoz**, L'Hospitalet de Llobregat, Spain

[73] Assignee: **Gaggia Espanola, S.A.**, Barcelona, Spain

[\*\*] Term: **14 Years**

[21] Appl. No.: **56,167**

[22] Filed: **Jun. 25, 1996**

### [30] Foreign Application Priority Data

Dec. 29, 1995 [ES] Spain ..... 136565

[51] LOC (6) CL ..... **07-01**

[52] U.S. CL ..... **D7/308; D7/309; D7/311**

[58] Field of Search ..... **D7/300, 306, 307, D7/308, 309, 310, 311; 99/279; 222/185**

### [56] References Cited

#### U.S. PATENT DOCUMENTS

- D. 311,844 11/1990 Chase et al. .... D7/308
- D. 313,724 1/1991 Pinon ..... D7/311 X
- D. 332,199 1/1993 Pomeroy ..... D7/308 X
- D. 360,555 7/1995 De Miguel ..... D7/311 X
- D. 365,490 12/1995 Pomeroy ..... D7/311 X
- D. 381,857 8/1997 Swaim ..... D7/307

#### OTHER PUBLICATIONS

- Remcor model. TJ-400. Restaurants & Institutions, Spring, 1988, p. 112 Mar. 1988.
- 139 Mark Espresso machine, Schoner Wohnen, Jul. 1988, p. 67.

Espresso machine, top right. Schoner Wohnen, p. 114 Oct. 1984.

La Cimbali line(mondiale) espresso machine, Vending Times, Dec. 1983, p. 43.

*Primary Examiner*—M. N. Pandozzi

*Attorney, Agent, or Firm*—Graybeal Jackson Haley LLP

[57]

### CLAIM

The ornamental design for a coffee machine, as shown and described.

### DESCRIPTION

FIG. 1 is a front perspective view of a first embodiment of the coffee machine showing my design;

FIG. 2 is a top plan view of the first embodiment of the coffee machine showing my design;

FIG. 3 is a right side elevational view of the first embodiment, the left side elevational view being a mirror image thereof;

FIG. 4 is a bottom plan view of the first embodiment of the coffee machine showing my design;

FIG. 5 is a top plan view of the first embodiment of the coffee machine showing my design;

FIG. 6 is a front perspective view of a second embodiment of the coffee machine showing my design;

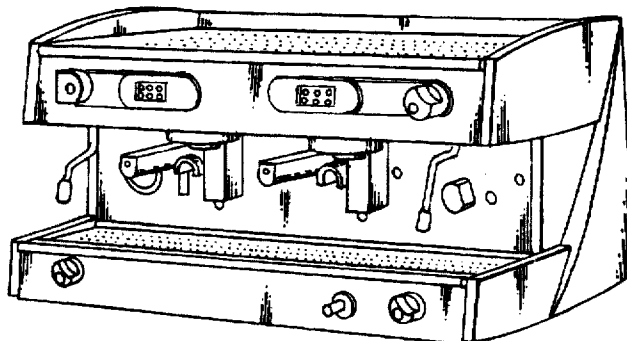
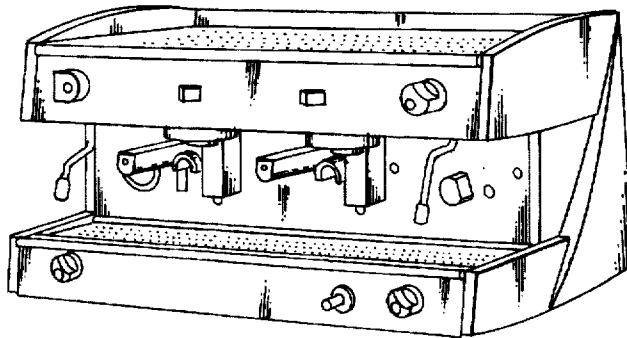
FIG. 7 is a top plan view of the second embodiment of the coffee machine showing my design;

FIG. 8 is a right side elevational view of the second embodiment, the left side elevational view being a mirror image thereof;

FIG. 9 is a bottom plan view of the second embodiment of the coffee machine showing my design; and,

FIG. 10 is a top plan view of the second embodiment of the coffee machine showing my design.

**1 Claim, 4 Drawing Sheets**



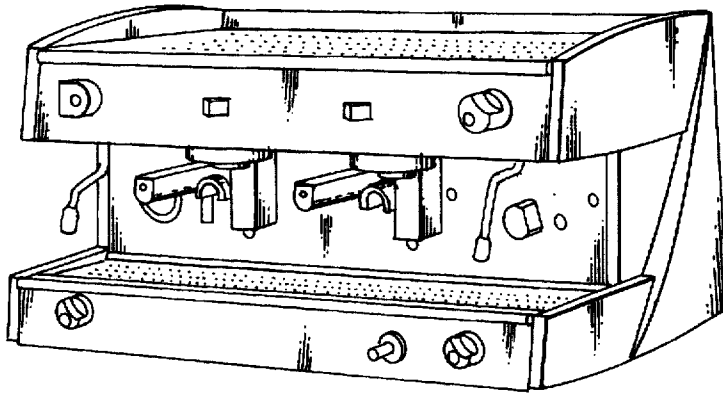


FIG. 1

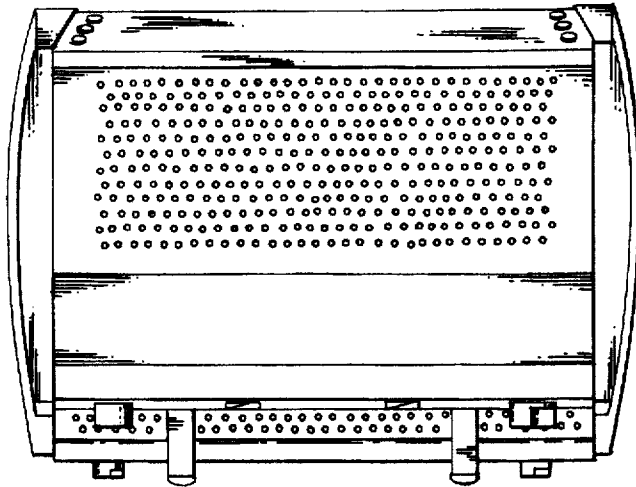


FIG. 2

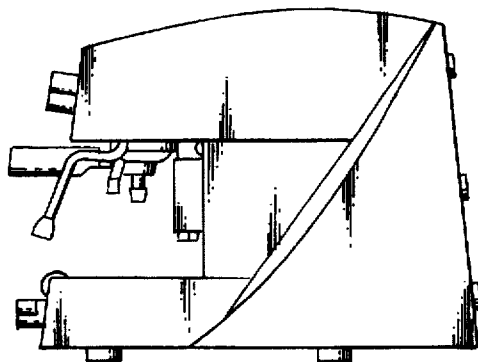


FIG. 3

FIG. 4

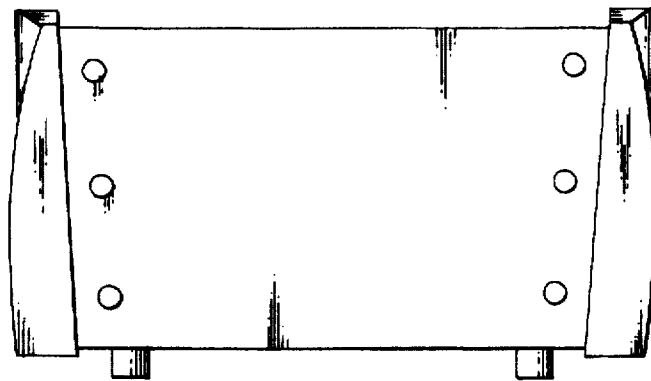
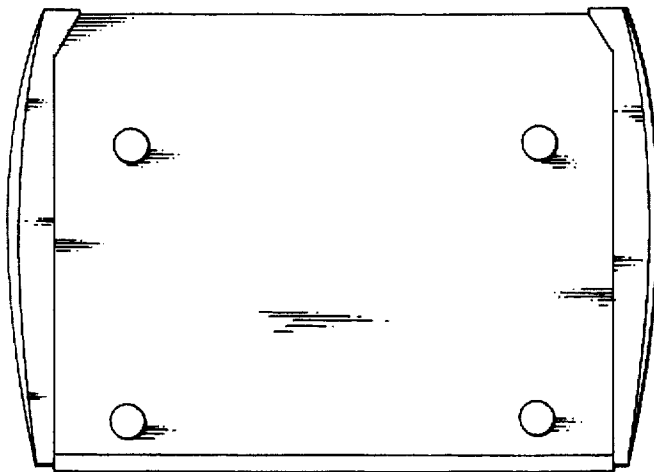


FIG. 5

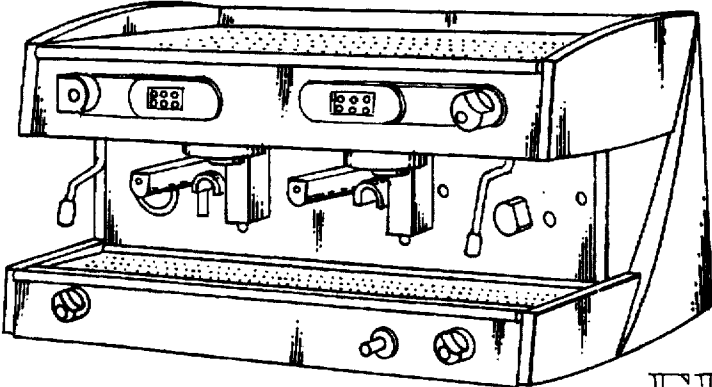


FIG. 6




FIG. 7

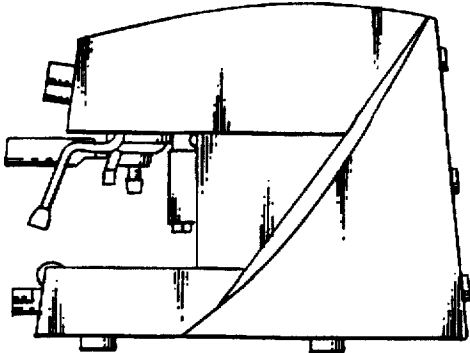


FIG. 8

FIG. 9

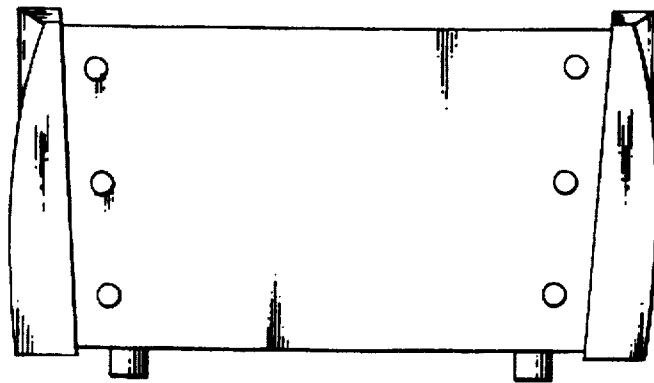
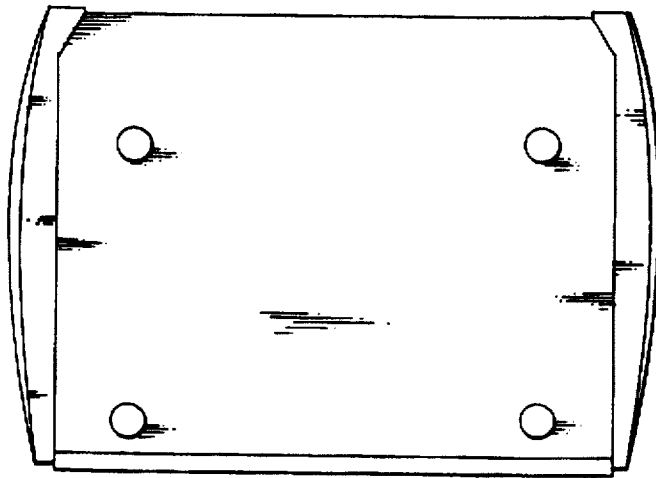


FIG. 10