

(19) World Intellectual Property
Organization
International Bureau



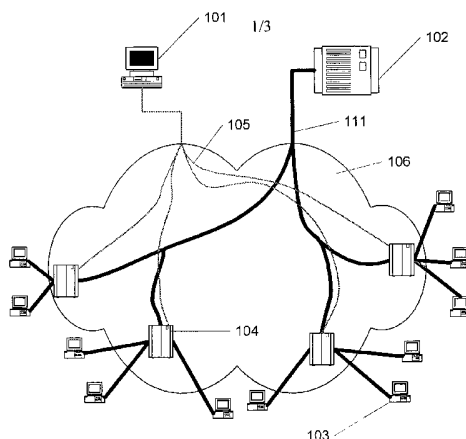
(43) International Publication Date
6 May 2005 (06.05.2005)

PCT

(10) International Publication Number
WO 2005/041456 A1

- (51) International Patent Classification⁷: **H04H 9/00**, H04L 12/26
- (21) International Application Number: PCT/SE2003/001647
- (22) International Filing Date: 24 October 2003 (24.10.2003)
- (25) Filing Language: English
- (26) Publication Language: English
- (71) Applicant (for all designated States except US): **TELEFONAKTIEBOLAGET LM ERICSSON (publ)** [SE/SE]; S-164 83 Stockholm (SE).
- (72) Inventors; and
- (75) Inventors/Applicants (for US only): **ELTETO, Tamas** [HU/HU]; 531, utca 22., H-1173 BUDAPEST (HU). **FARKAS, Janos** [HU/HU]; Daroczi köz 9., H-6000 KECSKEMET (HU). **MATEFI, Gergely** [HU/HU]; Koranyi u. 12, H-1089 BUDAPEST (HU).
- (74) Agent: **DR LUDWIG BRANN PATENTBYRÅ AB**; Box 17192, S-104 62 STOCKHOLM (SE).
- (81) Designated States (national): AE, AG, AL, AM, AT (utility model), AT, AU, AZ, BA, BB, BG, BR, BY, BZ, CA, CH, CN, CO, CR, CU, CZ (utility model), CZ, DE (utility model), DE, DK (utility model), DK, DM, DZ, EC, EE (utility model), EE, EG, ES, FI (utility model), FI, GB, GD, GE, GH, GM, HR, HU, ID, IL, IN, IS, JP, KE, KG, KP, KR, KZ, LC, LK, LR, LS, LT, LU, LV, MA, MD, MG, MK, MN, MW, MX, MZ, NI, NO, NZ, OM, PG, PH, PL, PT (utility model), PT, RO, RU, SC, SD, SE, SG, SK (utility model), SK, SL, SY, TJ, TM, TN, TR, TT, TZ, UA, UG, US, UZ, VC, VN, YU, ZA, ZM, ZW.
- (84) Designated States (regional): ARIPO patent (GH, GM, KE, LS, MW, MZ, SD, SL, SZ, TZ, UG, ZM, ZW), Eurasian patent (AM, AZ, BY, KG, KZ, MD, RU, TJ, TM), European patent (AT, BE, BG, CH, CY, CZ, DE, DK, EE, ES, FI, FR, GB, GR, HU, IE, IT, LU, MC, NL, PT, RO, SE, SI, SK, TR), OAPI patent (BF, BJ, CF, CG, CI, CM, GA, GN, GQ, GW, ML, MR, NE, SN, TD, TG).
- Published:**
— with international search report
- For two-letter codes and other abbreviations, refer to the "Guidance Notes on Codes and Abbreviations" appearing at the beginning of each regular issue of the PCT Gazette.

(54) Title: A METHOD AND DEVICE FOR AUDIENCE MONITORING ON MULTICAST CAPABLE NETWORKS



(57) Abstract: The presented idea is a cheap solution for audience monitoring in multicast capable networks e.g. Ethernet, IP or UMTS. There is no need for user equipment in order to monitor the viewers' watching behavior. The measurement is done in the operator's network; therefore, there is no need to contact the end user. The idea can be applied in systems comprising multicast capable network contention server, network devices and user equipment. The content is carried in data packets to the end user. The network devices are remote manageable. The user can choose between several contents. The aim is to measure the user statistics regarding the chosen content. According to the invention it is enough to place a measurement host with our proposed software block in the network, which collects data from the network devices in the edge of the network periodically in order to make a content access survey.

WO 2005/041456 A1

A method for audience monitoring in multicast capable networks

TECHNICAL FIELD OF THE INVENTION

The invention relates to a method for monitoring the use of different multicast services provided by a content server in a multicast capable access network to which users of the multicast services are connected.

RELATED ART

In practice there are various systems and arrangements for monitoring the use of televisions. An example is monitoring the channel tuning habits of television viewers. The earliest such systems merely collected the data on site for eventual manual collection as to the television channels viewed and the times of viewing for various panels of viewers in order to determine market share and ratings of various television programs. Later, systems came into being for use with cable television systems with two-way communications over the cable system between the head end and various cable subscribers. In such a system, the television sets were typically interrogated periodically from the central location over the cable, with the channel selection and time information being sent back to the central location and logged for statistical compilation. Such systems have also been used in the past in pay television systems in which billing information was sent over the cable system from a central location to the various subscribers of the pay television system. The existing technologies include such systems in which a memory was provided at the remote location, i.e., at the television receiver, for accumulating data as to the channel being tuned in at the time. The accumulated data was then periodically transmitted over conventional telephone lines from the remote locations to the central location by telephone calls initiated by either the remote stations or the central location.

Systems for remotely accumulating data regarding the habits of television viewers and their qualitative reaction to television programming have today become important from the standpoint of market research. Several well-known systems enable the

viewer's preferences to be monitored. For example, the effectiveness of television programming can be monitored by remote control devices used by audience members who may enter their reaction to broadcast programs displayed on their television screens. Such systems are disclosed in US-4,107,734 and US-4,308,554. In these systems, the information received by the remote control device is inputted to a localized interrogator and later dumped to a central computer. This apparatus may be used for determining which channel the set is on and viewer reactions to the displayed broadcast over that channel.

Another approach of the technical background has been to use "people meters". With these people meters, each television set is furnished with one or more remote-control devices, which are pressed at the start and finish of viewing to record each person's watching patterns. Thus, this system operates effectively as an electronic diary in which the television viewing patterns of each individual are recorded. As the demands for more precise information about the individual viewers' habits and preferences developed, however, such electronic diaries were no longer sufficient.

Since these systems require active and continuous cooperation by members of the household, many households refuse to allow their installation. Others tire of the activity imposed on them and demand that the monitoring equipment be removed. The result may be a bias, which can be fatal to the usability and acceptance of the overall audience estimates produced by the system. For these reasons, operators of television audience measurement systems offer financial incentives to induce the pre-selected sample households to allow installation of the equipment and to continue its use. The effectiveness of these incentives, however, usually varies inversely with the socio-economic status of the households and with their values and attitudes. Obtaining and maintaining the cooperation of various types of households (those of single persons, the aged, certain ethnic populations, etc.) is also a continuing problem.

SUMMARY OF THE INVENTION

The object of the invention is to provide a cost effective, reliable and real-time audience monitoring system, which eliminates the need of cooperation of households.

This is achieved in a method according to claim 1, in a monitoring device according to claim 6 and in a computer program product according to claim 4 or 5.

With such a method, monitoring device and computer program product a cheap audience monitoring system is achieved where the measurement is done in the operator's network and there is no need either for user equipment or to contact the end user in order to monitor his/her watching behavior.

Preferred embodiments are given in the dependent claims.

BRIEF DESCRIPTION OF THE DRAWINGS

Fig. 1 is a schematic view of the measurement architecture of the invention.

Fig. 2 is a flowchart of the measurement process.

Fig. 3 is a schematic view of one embodiment of the monitoring device.

DETAILED DESCRIPTION OF THE EMBODIMENTS

The system according to the invention is applicable in case of any multicast service carried in a multicast capable network, such as for example Ethernet, IP or UMTS networks. Example services using multicast capable networks are TV broadcasts, Pay TV or Radio. These services comprise multicast capable network content servers and user equipments. The audience monitoring according to the invention is done in the edge of the network and it is evaluated centrally.

The content, for example TV or radio channels, is carried in data packets to the end users. The network devices have to be multicast capable in order to support these kind of services. The network components are remote manageable. The user can choose between several programs provided by the content server. The aim of the invention is to measure the user statistics regarding the chosen content carried in multicast packets.

In network devices (for example Ethernet switches or IP routers) it is typically possible to get a list of the outgoing ports belonging to a specific multicast group. Each multicast group belongs to a specific content service of a service provider, e.g. a TV channel. In the edge of the network each port belongs to an individual user. The network devices copy the incoming multicast traffic only to ports belonging to the corresponding list. The lists can be retrieved by a remote measurement host, hereafter called monitoring device, which polls each network device in the edge of the service provider's network. The remote access can be implemented via Telnet (SSH), Web or SNMP interface of the switches. Other protocols or interfaces may also be applied e.g. COPS (Common Open Policy Service) Protocol or a vendor specific proprietary protocol or interface. A software block in the monitoring device can retrieve these lists periodically. This time period may be e.g. 5 minutes, which results in real-time monitoring of content (channel) selection of users. The resolution of the measurement is determined by this time period. The traffic generated by this measurement is negligible compared to the overall traffic in the network. Thus, it is enough to place one monitoring device with our proposed software block in the network, which collects data from the switches in the edge of the network periodically in order to make a content access survey.

A monitoring system according to the invention is outlined in Figure 1. A content server 102 is shown connected to an access network 106, which for example could be based on the Ethernet or IP technology. Multicast traffic 111 is sent from the content server 102 to plural network devices 104, which for example could be Ethernet switches or IP routers, which in turn are connected to the end users 103 of the service. A monitoring device 101, which could be a standard PC, is also connected to the network devices 104 through the access network 106. The traffic 105 from the monitoring device 101 might use different paths from the multicast traffic 111 in order to avoid interference but it is not necessary because the volume of the monitoring traffic 105 is negligible (in the range of 10 kbps) to the anticipated volume of the multicast traffic 111 (in the range of several Mbps). The multicast traffic 111 can be grouped into multicast groups whose root is the content server 102 and the leaves are the end-users 103. The advantage of the multicast technology is that the rate at which

the content server 102 has to generate the packet stream 111 does not depend on the number of end-users 103 receiving the content. Instead, the network devices 104 maintain a list for each multicast group 111 containing the ports of the network device 104 through which this multicast traffic 111 should be forwarded, i.e. to which users or other devices the multicast traffic should be forwarded. Each port of the network devices 104 is connected either to another network device or to only one user and each multicast group 111 carries a specific content, for example a TV or radio channel. In the network devices 104 each multicast group has its own unique identifier, a multicast address. Furthermore the user can control which content (for example which TV channel) he/she wants to receive and thus the user chooses the multicast group via which he receives traffic. Lists showing the user ports that are connected to multicast groups (Ethernet/IP multicast address or other protocol identifier) are automatically created in the network devices having direct user connections. Incoming multicast traffic is copied only to ports belonging to the corresponding list. The lists are retrieved by the monitoring device 101 periodically for using this data for an evaluation of the user statistics, for example statistics for the viewing of different TV channels. In this way, the task of multiplexing the packet stream is distributed among the network devices 104 (e.g. Ethernet switches or IP routers). The lists are updated by multicast join requests issued by subsequent network devices and user equipments 103. For example the lists are updated each time a user changes TV channel.

The measurement method is based on the possibility that the lists in the network devices 104 can be retrieved and stored in the monitoring device 101. It is essential to measure the network devices 104 that contain such a list whose items can be directly related to the subscribers. Therefore the list retrievals should be done from these network devices. Note that not all network devices have this information. The protocol used for the retrieval might be different for network device 104 from different vendors. However standard protocols like Telnet, SSH, HTTP using a web based interface in the switches, SNMP or others (COPS) can be used in all major switch types.

The system according to the invention can also be applied in a 3G mobile network. According to for example the standard "Multimedia Broadcast/Multicast Service" 3GPP TS 22.146 multicast traffic can be transmitted in UMTS. There is a network device, e.g. the so-called GGSN, which maintains lists about multicast groups and ports and therefore the present invention can be applied to also 3G mobile networks.

Figure 2 shows the operation of the software block implemented in the monitoring device. The list retrievals are done in a loop.

Step 201: The beginning of the periodical list retrieval.

Step 202, 203, 204: Retrieval of the lists of ports joined to each multicast group from all the edge network devices (e.g. Ethernet switches or IP routers). In this case there are n network devices.

Step 205: The lists are stored in any proprietary format in the monitoring device.

Step 206: A timer is set for the desired measurement interval.

Step 207: End of the loop.

This algorithm can be implemented in several computer-programming languages.

Figure 3 shows schematically one embodiment of the monitoring device. The monitoring device comprises a retrieving means 301 adapted to retrieve information from the network devices regarding the relations between ports and multicast groups as described above. The retrieving means 301 is connected to a timer 303 which is adapted to periodically, according to a predefined time interval tell the retrieving means that it is time to retrieve the information. A storing means 305 is further connected to the retrieving means 301 and is adapted to store the retrieved information. An evaluating means 307 is possibly connected to the storing means 305 and is adapted to use the stored information to evaluate the use of the different contents in the multicast service. For example statistics of the use can be calculated in the evaluating means 307. An operator of the multicast service can check the

evaluating means 307 directly for statistics of the use of the different contents, for example different TV channels. The evaluating step can of course instead be performed in another device than the monitoring device or the operator could fetch the information directly from the storing means 305 and do the evaluation himself.

The method according to the invention is implemented by means of a computer program product comprising the software code means for performing the steps of the method. The computer program product is run on a computer, the monitoring device, connected to the access network. The computer program is loaded directly or from a computer usable medium, such as a floppy disc, a CD, the Internet etc.

The present invention is not limited to the above-described preferred embodiments. Various alternatives, modifications and equivalents may be used. Therefore, the above embodiments should not be taken as limiting the scope of the invention, which is defined by the appending claims.

CLAIMS

1. A method for monitoring the use of different multicast services, which are provided by at least one content server (102) as one multicast group for each service in a multicast capable access network (106) to which users (103) of the multicast services are connected through network devices (104), the network devices (104) comprising several ports and all the users (103) being connected to different ports, **characterised by the steps of:**
 - providing in the network (106) a monitoring device (101) connected to said network devices (104);
 - retrieving periodically in the monitoring device (101) from the network devices (104), information about which multicast groups being forwarded through which ports in the network devices (104);
 - storing said information in the monitoring device (101); and
 - evaluating the information to achieve a measure of the use of the different multicast services.
2. A method according to claim 1, wherein the access network is an Ethernet access network (106).
3. A method according to claim 1 or 2, **characterised by** using different paths in the network for the retrieving of information from the network devices (104) than the multicast services use.
4. A computer program product directly loadable into the internal memory of a processing means within a monitoring device, comprising the software code means for performing the retrieving and storing steps and possibly the evaluating step according to claim 1.

5. A computer program product stored on a computer usable medium, comprising readable program for causing a processing means in a monitoring device, to control an execution of the retrieving and storing steps and possibly the evaluating step according to claim 1.

6. A monitoring device connected to a multicast capable access network (106) for monitoring the use of different multicast services, which are provided by at least one content server (102) as one multicast group for each service in the access network (106) to which users (103) of the multicast services are connected through network devices (104), the network devices (104) comprising several ports and all the users (103) being connected to different ports, **characterised in that it comprises:**

- retrieving means (301) adapted to periodically retrieve from the network devices (104) information about which multicast groups being forwarded through which ports in the network devices (104); and
- storing means (305) connected to the retrieving means (301) and adapted to store the information.

7. A monitoring device according to claim 6, **characterised in that** it further comprises an evaluating means (307) connected to said storing means (305) adapted to evaluate said information to achieve a measure of the use of the different multicast services.

8. A monitoring device according to claim 6 or 7, **characterised in that** it comprises a timer (303) connected to the retrieving means (301) adapted to periodically tell the retrieving means (301) that it is time to retrieve the information from the network devices (104).

9. A monitoring device according to any one of the claims 6-8, **characterised in that** it is adapted to be connected to an Ethernet access network (106).

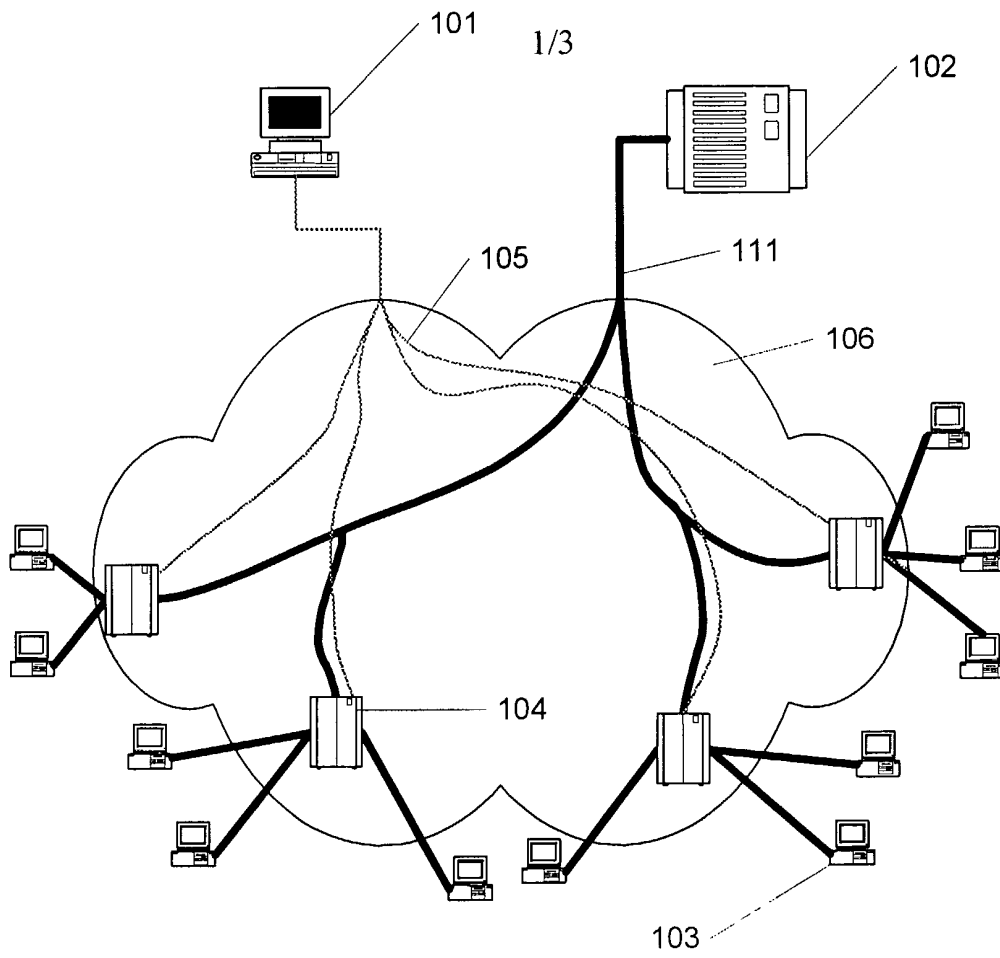


Fig. 1

2/3

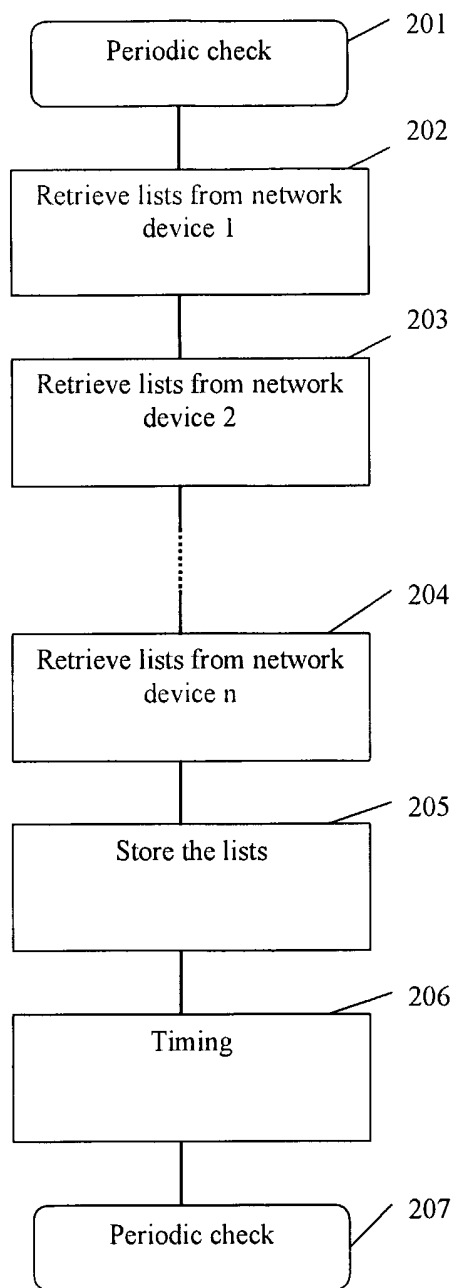


Fig. 2

3/3

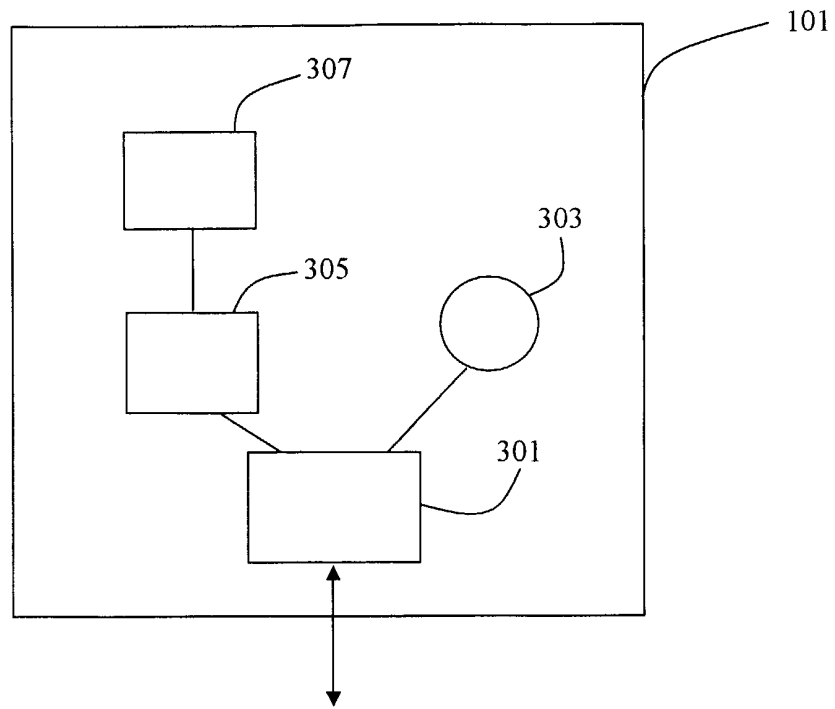



Fig. 3

PATENT COOPERATION TREATY

PCT

INTERNATIONAL SEARCH REPORT
(PCT Article 18 and Rules 43 and 44)



Applicant's or agent's file reference PO6452PC00	FOR FURTHER ACTION see Form PCT/ISA/220 as well as, where applicable, item 5 below.	
International application No. PCT/SE 2003/001647	International filing date (<i>day/month/year</i>) 24 October 2003	(Earliest) Priority Date (<i>day/month/year</i>)
Applicant Telefonaktiebolaget LM Ericsson (publ) et al		

This international search report has been prepared by this International Searching Authority and is transmitted to the applicant according to Article 18. A copy is being transmitted to the International Bureau.

This international search report consists of a total of 3 sheets.

It is also accompanied by a copy of each prior art document cited in this report.

1. Basis of the report

a. With regard to the language, the international search was carried out on the basis of the international application in the language in which it was filed, unless otherwise indicated under this item.

The international search was carried out on the basis of a translation of the international application furnished to this Authority (Rule 23.1(b)).

b. With regard to any nucleotide and/or amino acid sequence disclosed in the international application, see Box No. I.

2. Certain claims were found unsearchable (see Box No. II)

3. Unity of invention is lacking (see Box No. III)

4. With regard to the title,

the text is approved as submitted by the applicant.

the text has been established by this Authority to read as follows:

A method and device for audience monitoring on multicast capable networks.

5. With regard to the abstract,

the text is approved as submitted by the applicant.

the text has been established, according to Rule 38.2(b), by this Authority as it appears in Box No. IV. The applicant may, within one month from the date of mailing of this international search report, submit comments to this Authority.

6. With regard to the drawings,

a. the figure of the drawings to be published with the abstract is Figure No. 1

as suggested by the applicant.

as selected by this Authority, because the applicant failed to suggest a figure.

as selected by this Authority, because this figure better characterizes the invention.

b. none of the figures is to be published with the abstract.

INTERNATIONAL SEARCH REPORT

International application No.
PCT/SE 2003/001647

A. CLASSIFICATION OF SUBJECT MATTER

IPC7: H04H 9/00, H04L 12/26
According to International Patent Classification (IPC) or to both national classification and IPC

B. FIELDS SEARCHED

Minimum documentation searched (classification system followed by classification symbols)

IPC7: H04L, H04Q, H04H

Documentation searched other than minimum documentation to the extent that such documents are included in the fields searched

SE,DK,FI,NO classes as above

Electronic data base consulted during the international search (name of data base and, where practicable, search terms used)

EPO-INTERNAL, WPI DATA, PAJ

C. DOCUMENTS CONSIDERED TO BE RELEVANT

Category*	Citation of document, with indication, where appropriate, of the relevant passages	Relevant to claim No.
X	US 6434622 B1 (ANTONIO M. MONTEIRO ET AL), 13 August 2002 (13.08.2002), column 1, line 35 - line 60; column 3, line 38 - column 4, line 9; column 7, line 51 - column 8, line 29, claims 29,50, column 16, line 49 - column 17, line 22	1-9
	--	
X	EP 1211842 A1 (BRITISH TELECOMMUNICATIONS PUBLIC LIMITED COMPANY), 5 June 2002 (05.06.2002), claims 1,8,9, abstract, see paragraf(s) [006]-[0009]	1-9
	--	

Further documents are listed in the continuation of Box C. See patent family annex.

* Special categories of cited documents:

"A" document defining the general state of the art which is not considered to be of particular relevance

"E" earlier application or patent but published on or after the international filing date

"L" document which may throw doubts on priority claim(s) or which is cited to establish the publication date of another citation or other special reason (as specified)

"O" document referring to an oral disclosure, use, exhibition or other means

"P" document published prior to the international filing date but later than the priority date claimed

"T" later document published after the international filing date or priority date and not in conflict with the application but cited to understand the principle or theory underlying the invention

"X" document of particular relevance: the claimed invention cannot be considered novel or cannot be considered to involve an inventive step when the document is taken alone

"Y" document of particular relevance: the claimed invention cannot be considered to involve an inventive step when the document is combined with one or more other such documents, such combination being obvious to a person skilled in the art

"&" document member of the same patent family

Date of the actual completion of the international search
4 May 2004

Date of mailing of the international search report
2004-05-19

Name and mailing address of the ISA/
Swedish Patent Office
Box 5055, S-102 42 STOCKHOLM
Facsimile No. +46 8 666 02 86

Authorized officer
Peter Hedman/mj
Telephone No. +46 8 782 25 00

INTERNATIONAL SEARCH REPORT

International application No.

PCT/SE 2003/001647

C (Continuation). DOCUMENTS CONSIDERED TO BE RELEVANT		
Category*	Citation of document, with indication, where appropriate, of the relevant passages	Relevant to claim No.
A	US 5886643 A (ROBERT S. DIEBBOLL ET AL), 23 March 1999 (23.03.1999), column 1, line 5 - column 3, line 35; column 3, line 54 - column 4, line 42 -----	1-9

INTERNATIONAL SEARCH REPORT

Information on patent family members

31/03/2004

International application No.

PCT/SE 2003/001647

US	6434622	B1	13/08/2002	US	6119163	A	12/09/2000
				US	5983005	A	09/11/1999
				AU	3002097	A	26/11/1997
				CA	2254130	A,C	13/11/1997
				CA	2434698	A	13/11/1997
				EP	0965087	A	22/12/1999
				US	5778187	A	07/07/1998
				WO	9742582	A	13/11/1997

EP	1211842	A1	05/06/2002	US	2004015583	A	22/01/2004
				WO	0245345	A	06/06/2002

US	5886643	A	23/03/1999	NONE			
