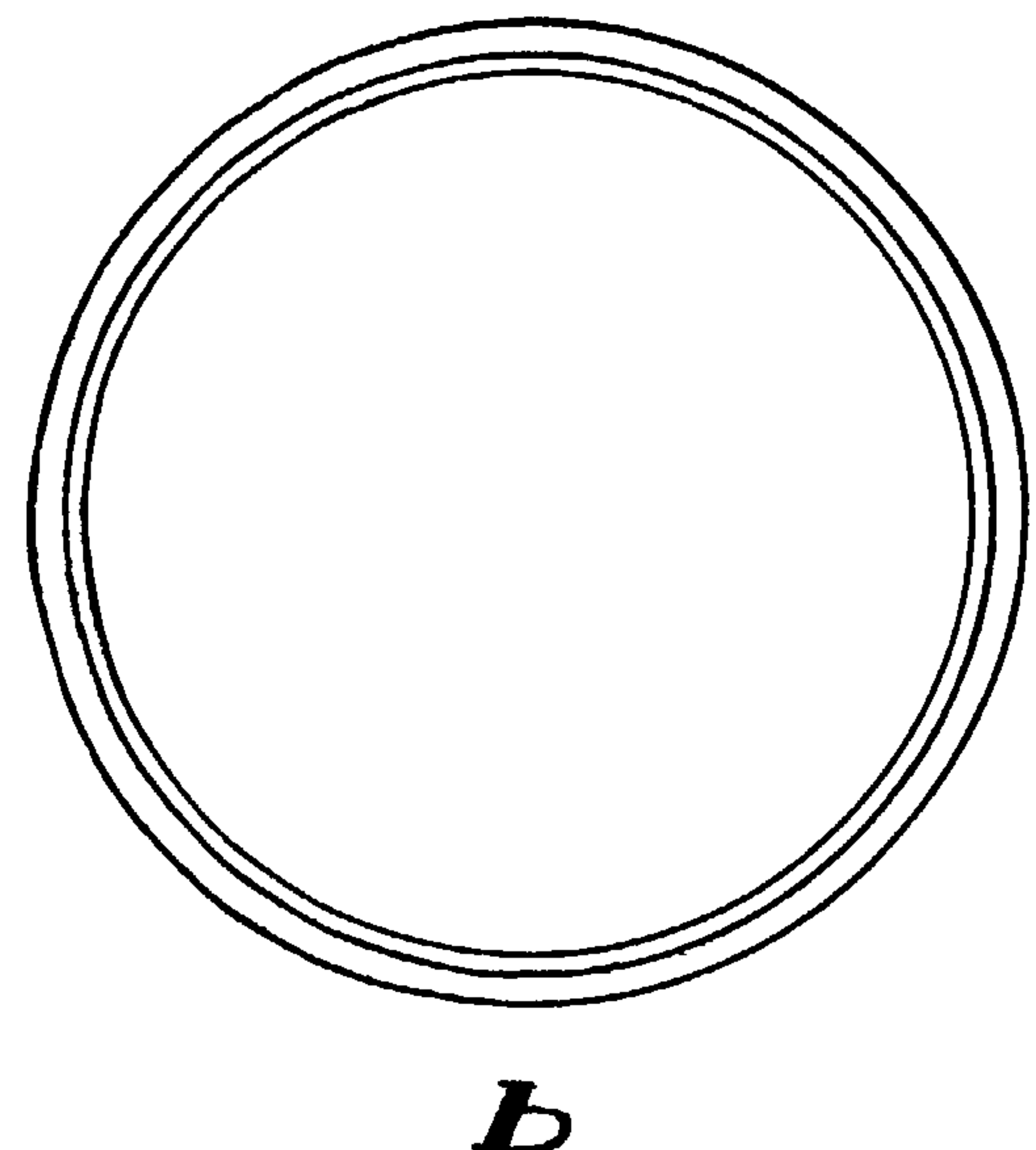
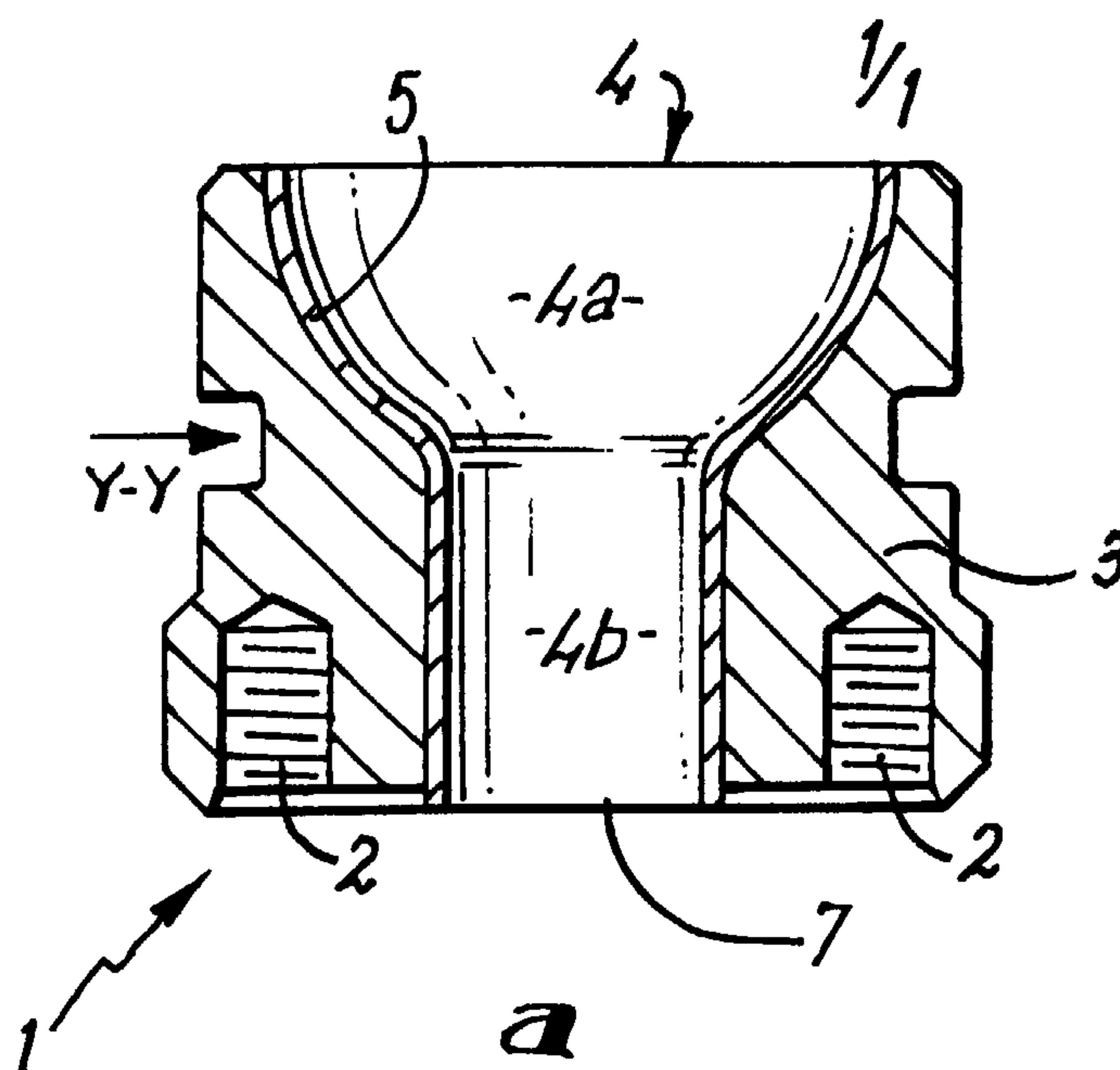




(86) Date de dépôt PCT/PCT Filing Date: 2001/04/02
(87) Date publication PCT/PCT Publication Date: 2001/10/25
(85) Entrée phase nationale/National Entry: 2002/10/10
(86) N° demande PCT/PCT Application No.: GB 2001/001506
(87) N° publication PCT/PCT Publication No.: 2001/079650
(30) Priorité/Priority: 2000/04/13 (0008988.8) GB

(51) Cl.Int.⁷/Int.Cl.⁷ E21B 10/60
(71) Demandeur/Applicant:
WEATHERFORD/LAMB, INC., US
(72) Inventeur/Inventor:
WARDLEY, MIKE, GB
(74) Agent: MARKS & CLERK

(54) Titre : BUSE DE TREPAN FORABLE
(54) Title: DRILLABLE DRILL BIT NOZZLE



(57) Abrégé/Abstract:

A drill bit nozzle (1) providing a through bore for the passage of drilling fluid through a drill bit. The nozzle (1) is made of a material or materials which can be drilled through by standard well bore drilling equipment. The material(s) are selected to provide a surface (5) to the through bore which has a relatively high resistance to erosion to withstand the abrasive and corrosive impact of jetted drilling fluid. Embodiments are described using a hard chrome/copper combination and a single rubber material.

(12) INTERNATIONAL APPLICATION PUBLISHED UNDER THE PATENT COOPERATION TREATY (PCT)

(19) World Intellectual Property Organization
International Bureau



(43) International Publication Date
25 October 2001 (25.10.2001)

PCT

(10) International Publication Number
WO 01/79650 A1

(51) International Patent Classification⁷: **E21B 10/60**

(74) Agent: **KENNEDYS PATENT AGENCY LIMITED**;
Floor 5, Queens House, 29 St. Vincent Place, Glasgow G1
2DT (GB).

(21) International Application Number: PCT/GB01/01506

(22) International Filing Date: 2 April 2001 (02.04.2001)

(25) Filing Language: English

(26) Publication Language: English

(30) Priority Data:
0008988.8 13 April 2000 (13.04.2000) GB

(81) Designated States (*national*): AE, AG, AL, AM, AT, AU, AZ, BA, BB, BG, BR, BY, BZ, CA, CH, CN, CO, CR, CU, CZ, DE, DK, DM, DZ, EE, ES, FI, GB, GD, GE, GH, GM, HR, HU, ID, IL, IN, IS, JP, KE, KG, KP, KR, KZ, LC, LK, LR, LS, LT, LU, LV, MA, MD, MG, MK, MN, MW, MX, MZ, NO, NZ, PL, PT, RO, RU, SD, SE, SG, SI, SK, SL, TJ, TM, TR, TT, TZ, UA, UG, US, UZ, VN, YU, ZA, ZW.

(84) Designated States (*regional*): ARIPO patent (GH, GM, KE, LS, MW, MZ, SD, SL, SZ, TZ, UG, ZW), Eurasian patent (AM, AZ, BY, KG, KZ, MD, RU, TJ, TM), European patent (AT, BE, CH, CY, DE, DK, ES, FI, FR, GB, GR, IE, IT, LU, MC, NL, PT, SE, TR), OAPI patent (BF, BJ, CF, CG, CI, CM, GA, GN, GW, ML, MR, NE, SN, TD, TG).

(71) Applicant (*for all designated States except US*): **BBL DOWNHOLE TOOLS LIMITED** [GB/GB]; Suite 12, McNeill Business Centre, Greenbank Crescent, East Tullos, Aberdeen AB12 3BG (GB).

Published:


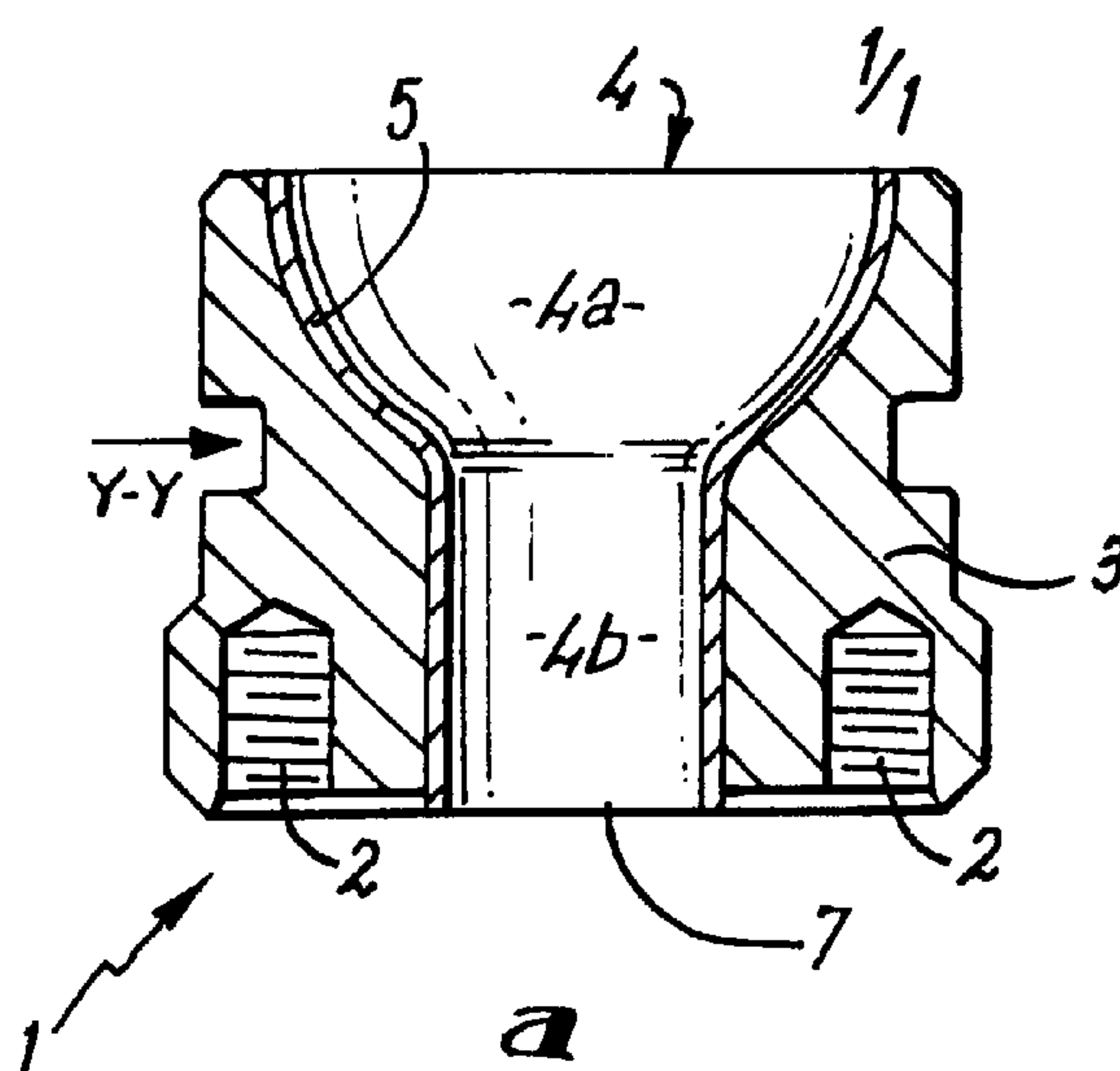
— with international search report

(72) Inventor; and

(75) Inventor/Applicant (*for US only*): **WARDLEY, Mike** [GB/GB]; Northhill House, By Laurencekirk, Aberdeen AB30 1EQ (GB).

For two-letter codes and other abbreviations, refer to the "Guidance Notes on Codes and Abbreviations" appearing at the beginning of each regular issue of the PCT Gazette.

(54) Title: DRILLABLE DRILL BIT NOZZLE



(57) Abstract: A drill bit nozzle (1) providing a through bore for the passage of drilling fluid through a drill bit. The nozzle (1) is made of a material or materials which can be drilled through by standard well bore drilling equipment. The material(s) are selected to provide a surface (5) to the through bore which has a relatively high resistance to erosion to withstand the abrasive and corrosive impact of jetted drilling fluid. Embodiments are described using a hard chrome/copper combination and a single rubber material.

WO 01/79650 A1

DRILL BIT NOZZLE

The present invention relates to drill bits and nozzles used in conjunction with drill bits for use in the drilling of oil well bores or other earth drilling applications.

Rotary drill bits are well known in the art and typically comprise a drill bit body upon which are mounted cutting elements made of a hard material such as tungsten carbide or diamond. The drill bit bodies are typically provided with nozzle passages for circulating drilling fluid from the interior of the drill bit toward the point where the cutting elements engage the bottom of the bore hole.

Nozzles, both of removable and fixed construction, may optionally be attached to the lower side of a drill bit body and at the end of the nozzle passages for facilitating the jetting of drilling fluid through the passages at the bottom of the hole, thereby providing both a lubrication function in addition to assisting in the carrying away of loose debris and other cut material.

It is recognised in the art that the drilling fluid is very abrasive as it jets through the nozzles and accordingly hard materials have been employed in the past for constructing drill bit nozzles. Such materials have been required to withstand high drilling fluid jet velocities and high pressure differentials across the nozzles.

In our co-pending British Patent Application Number GB9930287.9 there is described a drill bit body which is made substantially of a material that may be drilled through by standard or conventional earth bore drilling equipment. Such technologies may be beneficial when, for example, it is desired to drill with casing and it is desired to leave the drill bit in the bore hole during the cementing of a first section of casing. After the cementing has been complete, a further and smaller diameter drill bit may be employed to extend the well bore and to do this the subsequent drill bit is required to drill through the first drill bit employed.

However, this technology has not been possible until now if the first or earlier drill bit comprised nozzles as nozzles, previously, have required to be made of a hard material for reasons described above that would resist any subsequent attempt to drill through the nozzles.

It is an object therefore of the present invention to provide drill bit nozzles that are constructed to withstand the abrasive and erosive impact of jetted drilling fluid, while also being suitable for subsequent drilling operations intended to drill through drill bit bodies to which the nozzles are attached, and indeed the nozzles themselves.

A further object of the present invention is to provide a method of drilling a well bore, wherein the drilling method is that

3

commonly known as drilling with casing and wherein subsequent drilling may be undertaken by a subsequent drill bit, without the requirement of the removal of the earlier or first drill bit from the well bore, and wherein the earlier or first drill bit includes nozzles.

Other objects and features of this invention will become apparent from time to time throughout the specification and claims as hereinafter related.

The foregoing objectives are accomplished by a new and improved drill bit nozzle comprising a body defining a through bore, wherein the through bore defines a passage for drilling fluid in use, wherein the surface of the through bore within the body has a relatively high resistance to erosion and wherein the nozzle is characterised in that the body is made substantially of a material or materials that allow for the nozzle to be subsequently drilled through by standard well bore drilling equipment.

Preferably, the through bore has an enlarged concave portion at an inlet side of the nozzle, communicating with a smaller diameter cylindrical portion.

The nozzle body may be made of two materials, wherein the surface of the through bore is made of a first material, wherein said first material is of relatively thin construction and has a high resistance to erosion, and wherein the remainder of the nozzle body is made of a second material that is easily drillable.

The first or surface material may be a hard chrome. Alternatively, tungsten carbide or suitable alloys may be used, their suitability being assessed by their ability to withstand

erosive forces from the well fluid jetted through the through-bore.

The second material forming substantially the majority of the nozzle body may be made typically of a softer metal, such as nickel, aluminium, copper or alloys of these.

Preferably, the second material may be copper and the surface or first material is hard chrome, wherein the hard chrome is applied to the copper body by electro-plating.

Alternatively, a nozzle in accordance with the present invention may be made of a rubber material. In this respect, it is noted that while rubber is typically not a "hard" material, it does nevertheless have a high resistance to erosion. Moreover, rubber materials may be easily drilled by subsequent drilling bits.

It may be seen therefore that a nozzle in accordance with invention may be made of one or more materials and that it need not be made entirely or even partially of a metal material. It is also envisaged, for example, that polyurethane or other elastomers may be used.

An example embodiment of the invention will now be described with reference to the accompanying Figures in which:

Figure 1 a) is a sectional elevation of an earth boring drill bit nozzle;

Figure 1 b) is a simple sectional view through the section y-y on Figure 1 a); and

5

Figure 2 shows a further drill bit nozzle made substantially of a non-metallic material.

Referring firstly to Figure 1, there is shown a drill bit nozzle which is generally depicted at 1. The drill bit nozzle is adapted to be threadably engaged with a drill bit body (not shown) by virtue of the threaded portions 2. The nozzle 1 is provided with an annular body 3 that defines a through passage or through bore 4.

The through bore 4 is formed with an inlet having a concave enlarged portion 4a which communicates with a cylindrical smaller diameter portion 4b leading to an outlet 7. The geometry of the through-bore 4 is such that well fluid is jetted at high velocity out the outlet 7.

It is recognised in the invention that the nozzle through-bore 4 is intended to receive drilling fluid at high velocities and with high pressure differentials. Accordingly, the surface 5 of the through bore 4 is constructed of a material that is suitable for withstanding the abrasive and eroding nature of the drilling fluid in use. Not only must the surface of the through passage withstand the eroding forces of the drilling fluid, but in view of the proximity of the nozzles to the cutting surface of the drill bit, excessive wear may be induced in the event of a non-resistant material being employed as a result of the impact of small rock particles and other debris cut by the drill bit from the well formation. The erosive effect of rock particles within drill bit nozzles is well known and documented. For this reason, the surface of the through bore 4 is preferably made from a hard material which, in an example embodiment of Figure 1, is a hard chrome material. In another example, tungsten carbide may be used as the surface material.

6

However, the surface material will typically be chosen as one which is able to be combined with a softer drillable material whereby this softer drillable material may form substantially the body of the drill bit nozzle, with the exception of the surface herein before mentioned. In the example embodiment illustrated in Figure 1, the second material from which substantially all of the nozzle body is made is copper. Copper is selected as one suitable material as the surface coating of hard chrome may be easily applied to the copper body by electroplating means. Additionally, copper is sufficiently soft to allow a subsequent drill bit to drill through the body of the nozzle.

Turning now to Figure 2, an alternative nozzle in accordance with the present invention is generally depicted at 10. The nozzle 10 is made substantially of a single non-metallic material, namely rubber. However, to enable the rubber nozzle to be attached to a drill bit body, the nozzle is provided with a threaded insert made of a metallic material. The threaded insert 11 is, nevertheless, made of a material which is sufficiently soft to allow a subsequent drill bit to drill through it.

An advantage of the present invention will be apparent from the method of use of the drill bit nozzle as shown in the Figures and described above which allows for a drill bit bearing drill bit nozzles to be left in a well bore during the cementing of casing and subsequently drilled through by standard well bore drilling equipment to allow for the well to be extended.

The invention may be seen to overcome the difficulty of providing drill bit nozzles in a manner that allowed for their resistance to wear from the erosive characteristics of jetted drilling fluid, while nevertheless enabling subsequent

7

conventional or standard well bore drilling equipment to drill through them.

Further modifications and improvements may be incorporated without departing from the scope of the invention herein intended.

CLAIMS

1. A drill bit nozzle comprising a body defining a through bore, wherein the through bore defines a passage for drilling fluid in use, wherein the through bore includes a surface having a relatively high resistance to erosion and wherein the nozzle is characterised in that the body is made substantially of one or more materials that allow for the nozzle to be subsequently drilled through by standard well bore drilling equipment.
2. A drill bit nozzle as claimed in Claim 1, wherein the through bore includes an enlarged concave portion at an inlet side of the nozzle, communicating with a smaller diameter cylindrical portion.
3. A drill bit nozzle as claimed in Claim 1 or Claim 2, wherein the body is made of two materials, wherein the surface is made of a first material, said first material being of relatively thin construction and having a high resistance to erosion, and wherein the body is made of a second material that is easily drillable.
4. A drill bit nozzle as claimed in Claim 3, wherein the first material is a hard metal chrome, such as hard tungsten carbide or suitable alloys.
5. A drill bit nozzle as claimed in Claim 3 or Claim 4, wherein the second material is a softer metal, such as nickel, aluminium, copper or alloys of these.
6. A drill bit nozzle as claimed in Claim 3, wherein the first material is hard chrome and the second material is copper,

9

wherein the hard chrome is applied to the copper body by electro-plating.

7. A drill bit nozzle as claimed in Claim 1 or Claim 2, wherein the nozzle is made at least in part by a rubber, polyurethane or other elastomers.
8. A method of drilling a well bore including the steps of:
 - (a) drilling a bore to a first depth using a first drill bit; and
 - (b) drilling the bore to a second depth using a second drill bit, the second depth being deeper than the first depth and characterised in that the second drill bit drills through the first drill bit in the bore at the first depth, and at least the first drill bit includes at least one nozzle according to any one of the preceding Claims.

1/1

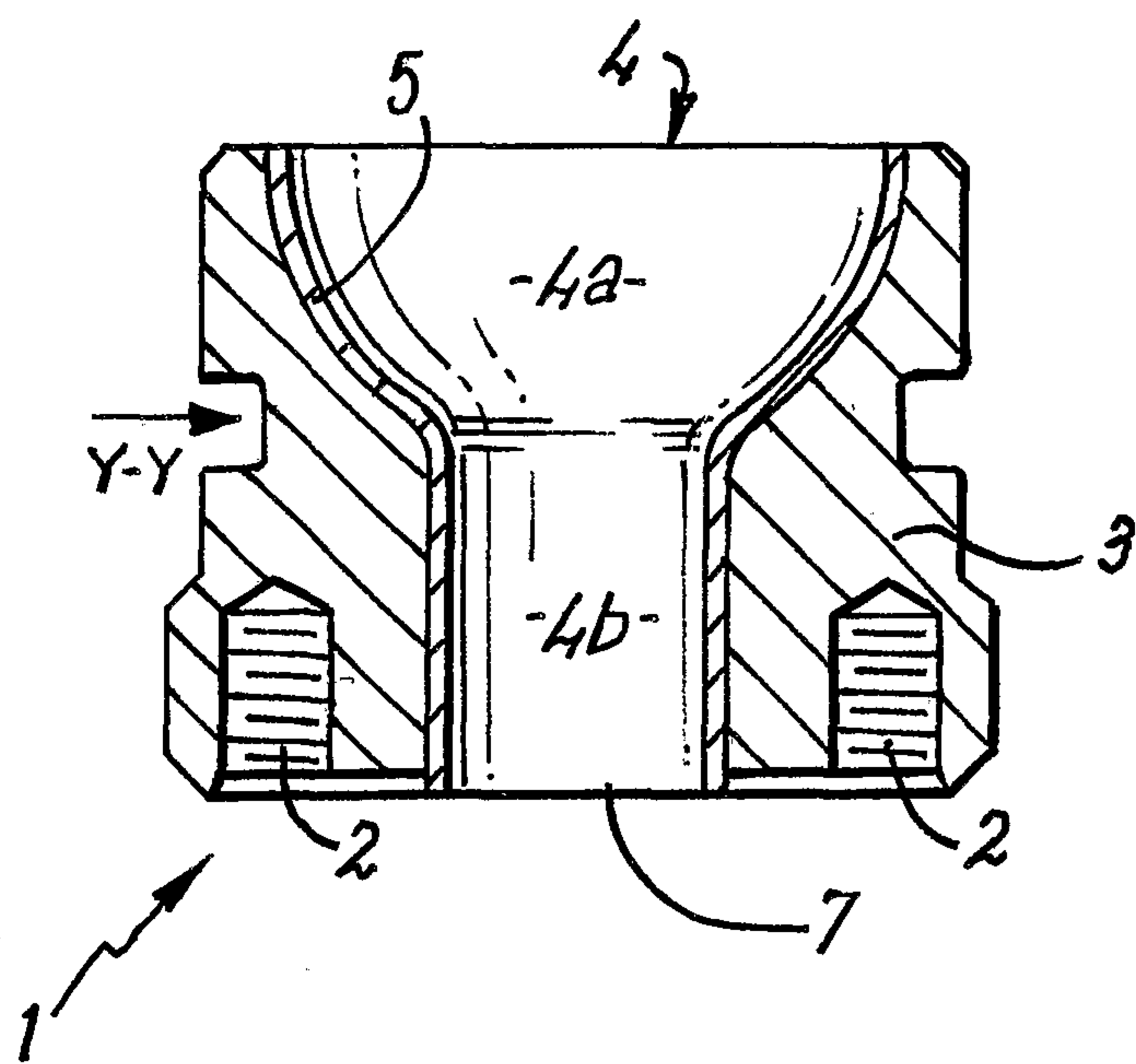


Fig. 1a

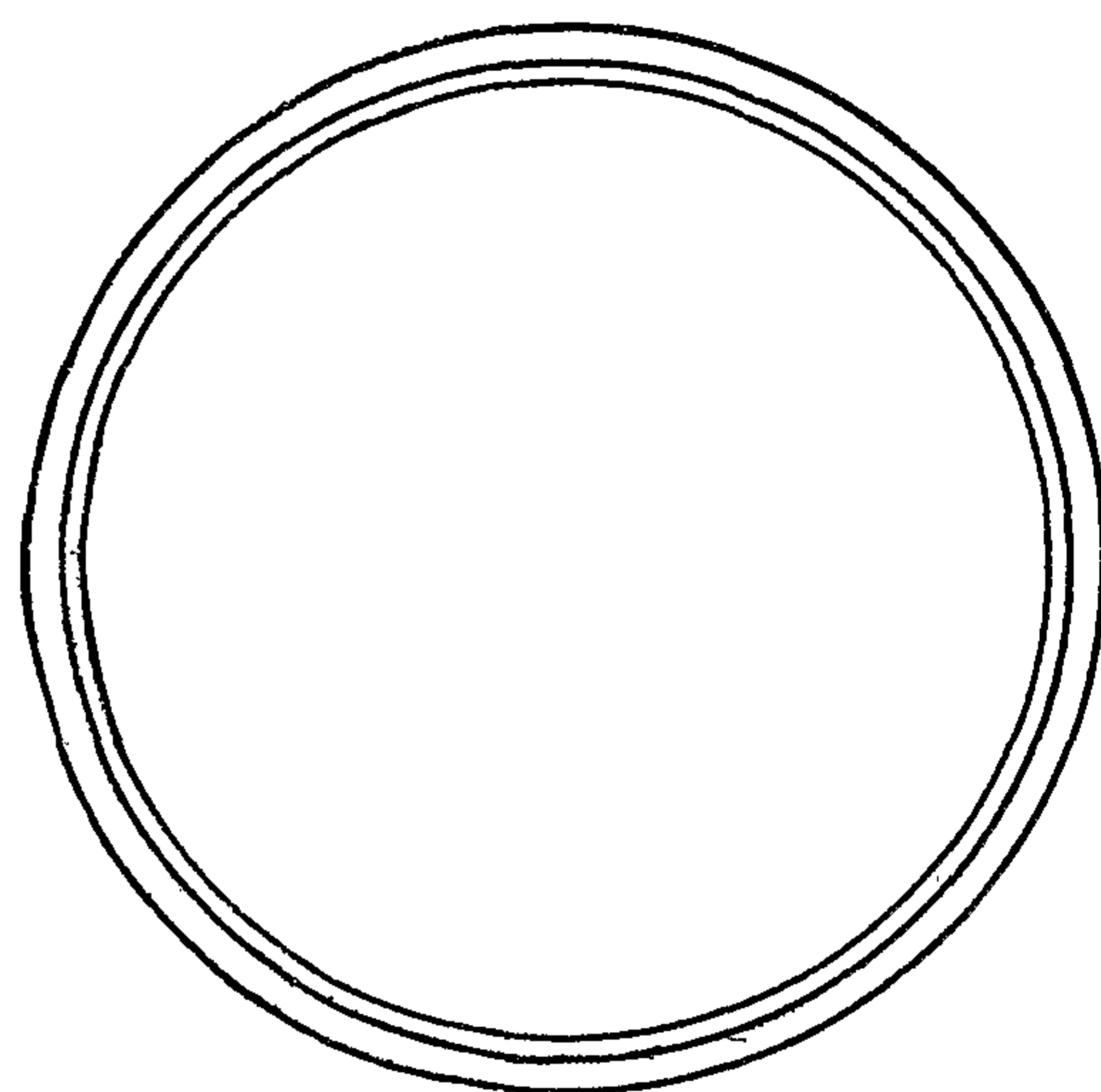


Fig. 1b

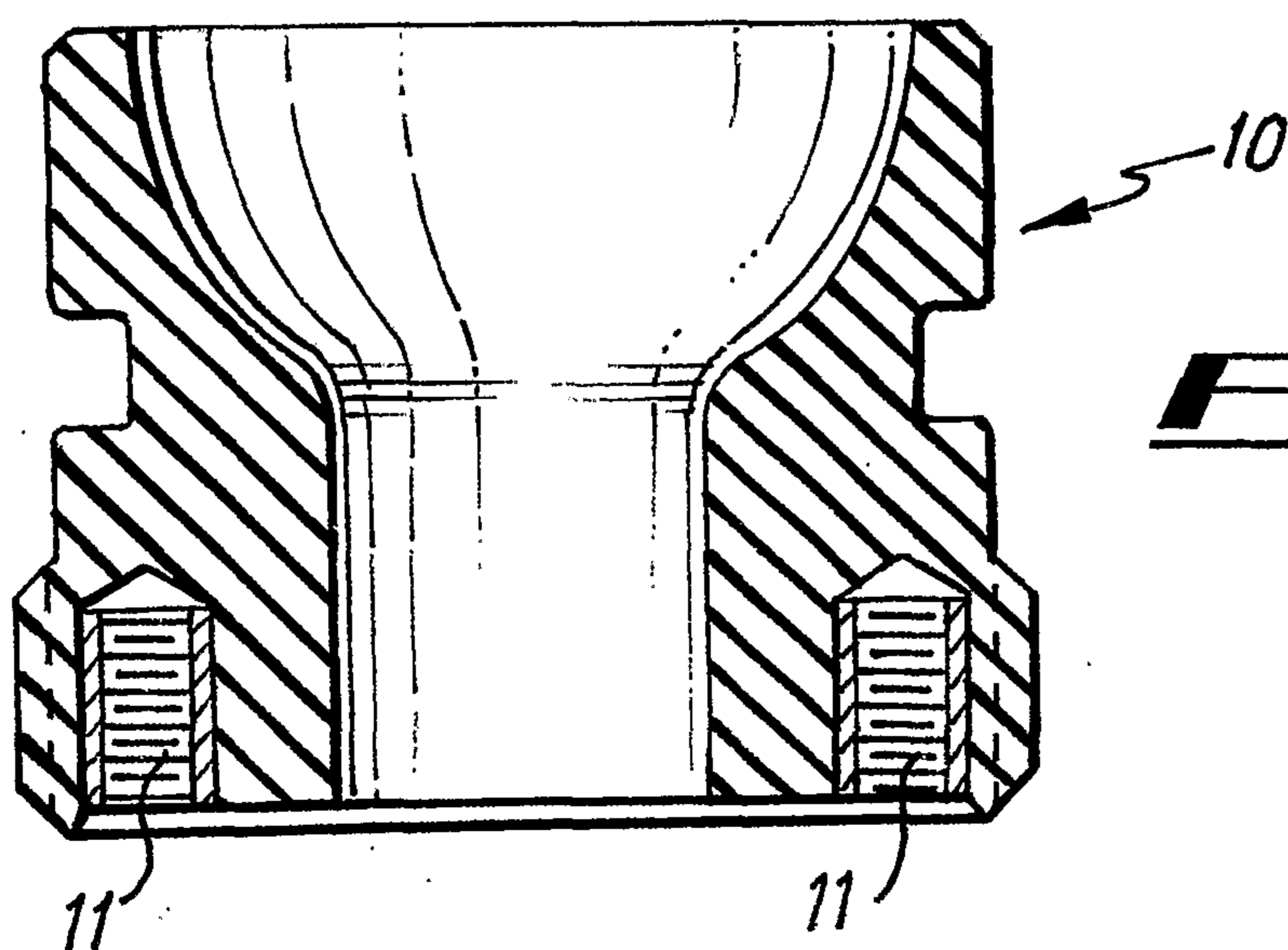


Fig. 2

