United States Patent [19]

Otsuka

[11] **Patent Number: Des. 289,167**

[45] **Date of Patent: ** Apr. 7, 1987**

[54] **ELECTRONIC PRINTER**

[75] Inventor: **Hiroshi Otsuka**, Suwa, Japan

[73] Assignee: **Seiko Epson Kabushiki Kaisha**, Tokyo, Japan

[**] Term: **14 Years**

[21] Appl. No.: **658,853**

[22] Filed: **Oct. 9, 1984**

[30] **Foreign Application Priority Data**

Apr. 17, 1984 [JP] Japan 59-15521

[52] **U.S. Cl.** **D14/111**

[58] **Field of Search** D14/100, 107, 111, 114; D18/13, 22, 23; 400/690.1, 691, 693

[56] **References Cited**

U.S. PATENT DOCUMENTS

D. 269,782 7/1983 Canning et al. D14/111

D. 272,154 1/1984 Saito D14/111

OTHER PUBLICATIONS

Computer Design, 5-1983, p. 136, Thermal Printer.

Primary Examiner—Susan J. Lucas

Attorney, Agent, or Firm—Blum Kaplan Friedman Silberman & Beran

[57] **CLAIM**

The ornamental design for an electronic printer, as shown.

DESCRIPTION

FIG. **1** is a top plan view of an electronic printer in accordance with my new design;

FIG. **2** is a front elevational view thereof;

FIG. **3** is a right side elevational view thereof;

FIG. **4** is a left side elevational view thereof;

FIG. **5** is a rear elevational view thereof;

FIG. **6** is a bottom plan view thereof; and

FIG. **7** is a perspective view showing the top, rear and right side thereof.

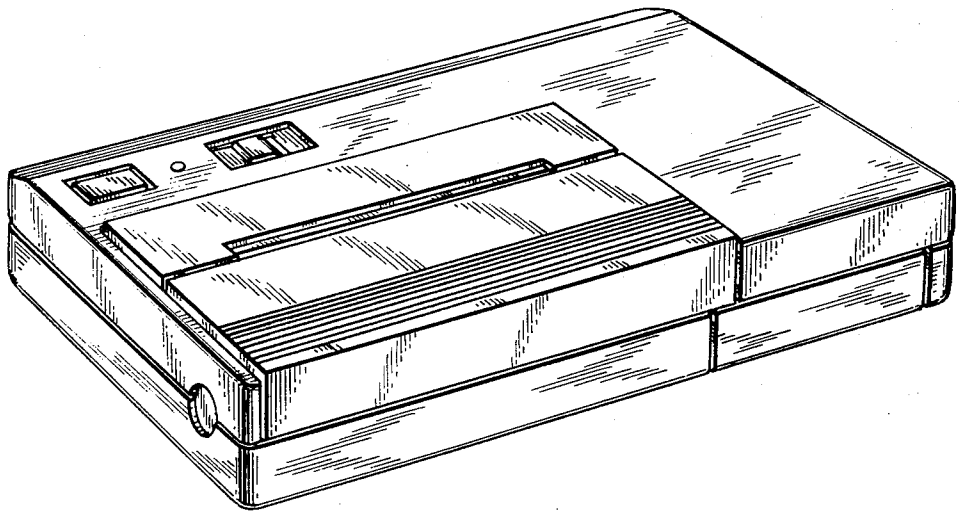

FIG. 1

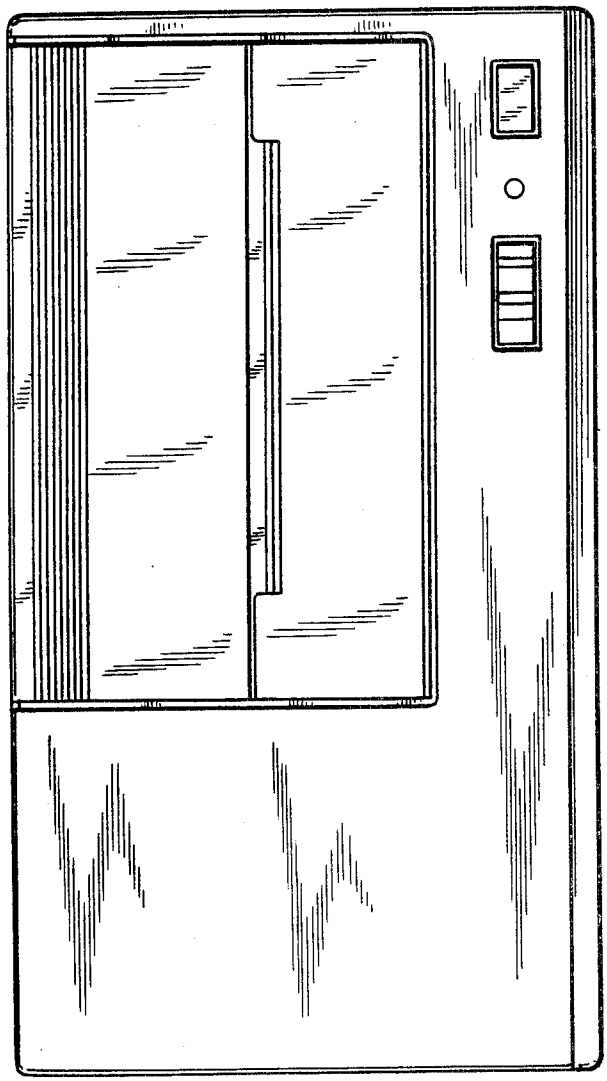

FIG. 3

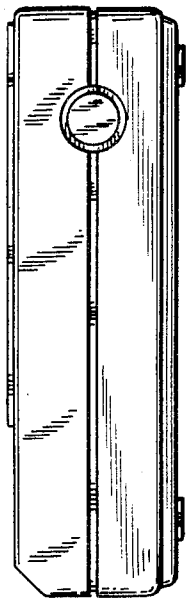

FIG. 2

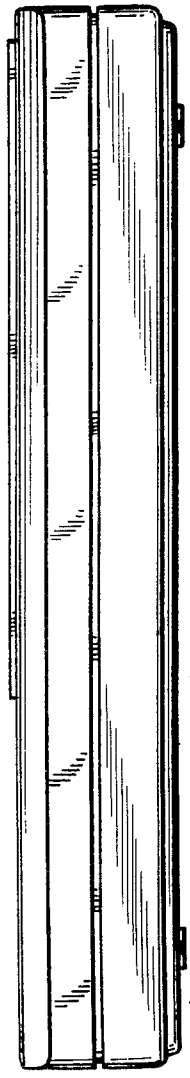

FIG. 4

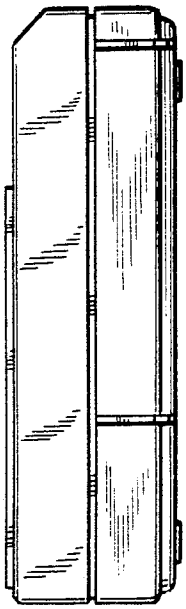

FIG. 5



FIG. 6

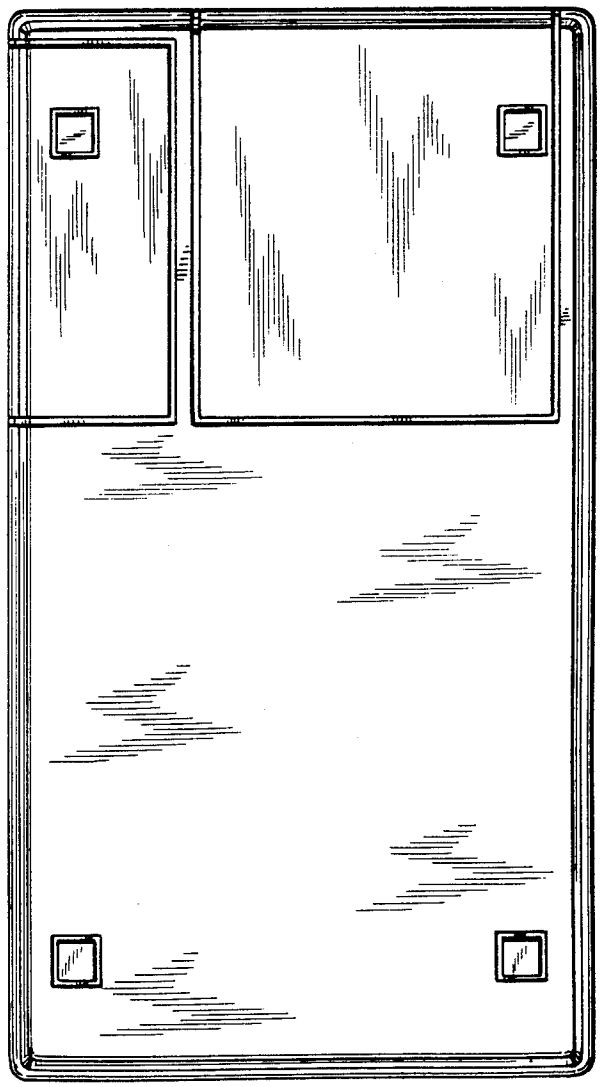

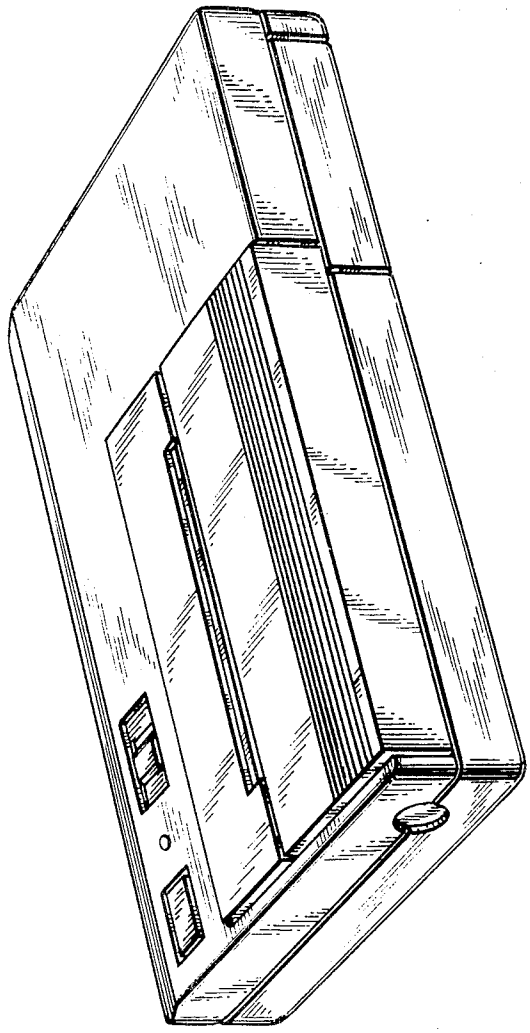

FIG. 7