

**PCT**WORLD INTELLECTUAL PROPERTY ORGANIZATION  
International Bureau

## INTERNATIONAL APPLICATION PUBLISHED UNDER THE PATENT COOPERATION TREATY (PCT)

<b>(51) International Patent Classification <sup>7</sup> :</b> <b>G06F 12/14, G11B 20/00, 20/12</b>	<b>A1</b>	<b>(11) International Publication Number:</b> <b>WO 00/55736</b> <b>(43) International Publication Date:</b> 21 September 2000 (21.09.00)
<b>(21) International Application Number:</b> PCT/EP00/02276 <b>(22) International Filing Date:</b> 14 March 2000 (14.03.00)  <b>(30) Priority Data:</b> 99200776.5                      15 March 1999 (15.03.99)                      EP  <b>(71) Applicant (for all designated States except US):</b> KONINKLIJKE PHILIPS ELECTRONICS N.V. [NL/NL]; Groenewoudseweg 1, NL-5621 BA Eindhoven (NL).  <b>(72) Inventor; and</b> <b>(75) Inventor/Applicant (for US only):</b> STARING, Antonius, A., M. [NL/NL]; Prof. Holstlaan 6, NL-5656 AA Eindhoven (NL).  <b>(74) Agent:</b> FAESSEN, Louis, M., H.; Internationaal Octrooibureau B.V., Prof. Holstlaan 6, NL-5656 AA Eindhoven (NL).		<b>(81) Designated States:</b> CA, JP, KR, MX, US, European patent (AT, BE, CH, CY, DE, DK, ES, FI, FR, GB, GR, IE, IT, LU, MC, NL, PT, SE).  <b>Published</b> <i>With international search report.</i>
<b>(54) Title:</b> COPY-PROTECTION ON A STORAGE MEDIUM BY RANDOMIZING LOCATIONS AND KEYS UPON WRITE ACCESS  <b>(57) Abstract</b>  In a method for providing copy-protection services on storage medium, the locations where the data, preferably arranged in blocks, are stored, are chosen by a (preferably built-in) controller on a random basis. Using an encryption key which depends critically on the position of the data the storage medium, decrypting copied data is made virtually impossible.		

**FOR THE PURPOSES OF INFORMATION ONLY**

Codes used to identify States party to the PCT on the front pages of pamphlets publishing international applications under the PCT.

AL	Albania	ES	Spain	LS	Lesotho	SI	Slovenia
AM	Armenia	FI	Finland	LT	Lithuania	SK	Slovakia
AT	Austria	FR	France	LU	Luxembourg	SN	Senegal
AU	Australia	GA	Gabon	LV	Latvia	SZ	Swaziland
AZ	Azerbaijan	GB	United Kingdom	MC	Monaco	TD	Chad
BA	Bosnia and Herzegovina	GE	Georgia	MD	Republic of Moldova	TG	Togo
BB	Barbados	GH	Ghana	MG	Madagascar	TJ	Tajikistan
BE	Belgium	GN	Guinea	MK	The former Yugoslav Republic of Macedonia	TM	Turkmenistan
BF	Burkina Faso	GR	Greece			TR	Turkey
BG	Bulgaria	HU	Hungary	ML	Mali	TT	Trinidad and Tobago
BJ	Benin	IE	Ireland	MN	Mongolia	UA	Ukraine
BR	Brazil	IL	Israel	MR	Mauritania	UG	Uganda
BY	Belarus	IS	Iceland	MW	Malawi	US	United States of America
CA	Canada	IT	Italy	MX	Mexico	UZ	Uzbekistan
CF	Central African Republic	JP	Japan	NE	Niger	VN	Viet Nam
CG	Congo	KE	Kenya	NL	Netherlands	YU	Yugoslavia
CH	Switzerland	KG	Kyrgyzstan	NO	Norway	ZW	Zimbabwe
CI	Côte d'Ivoire	KP	Democratic People's Republic of Korea	NZ	New Zealand		
CM	Cameroon			PL	Poland		
CN	China	KR	Republic of Korea	PT	Portugal		
CU	Cuba	KZ	Kazakhstan	RO	Romania		
CZ	Czech Republic	LC	Saint Lucia	RU	Russian Federation		
DE	Germany	LI	Liechtenstein	SD	Sudan		
DK	Denmark	LK	Sri Lanka	SE	Sweden		
EE	Estonia	LR	Liberia	SG	Singapore		

## COPY-PROTECTION ON A STORAGE MEDIUM BY RANDOMIZING LOCATIONS AND KEYS UPON WRITE ACCESS

The invention relates to a method for providing copy-protection to a data storage medium, in particular to solid state memory modules. With advancing technology, next generations of portable audio playback and recording devices will be based on solid state technology. Arguments in favor are based on weight, power and shockproofness  
5 considerations.

Software providers, e.g. music publishers, require measures against unauthorized copying of the digitally stored information, with little or preferably no inconvenience to an authorized user. In addition, the method and system should support such business models as rental, try-before-you-buy, and controlled copying (e.g. super  
10 distribution). A particular problem is posed by devices that can potentially access all information on the storage medium, without complying with protection standards.

Known anti-copying solutions use a unique identification code (ID) that is 'engraved' in the storage medium. At some point in time, this may be disadvantageous because of privacy considerations. Furthermore, as will be explained below, methods which  
15 mainly rely on such an ID do not provide adequate protection against a copying scheme known as a 'replay attack'.

It is therefore an object of the invention to provide a method and system that provides protection against replay attacks, without necessarily employing a unique ID, in a relatively inexpensive manner that requires only moderate processing facilities.  
20

The basic idea for this copy protection method and system is that the data is encrypted using a key that critically depends on the location(s) in which the data is stored, and which is combined with a method that renders it impossible to predict where the data will  
25 be actually stored on the medium. Accordingly, copying of the data will result in an unpredictable change of the storage location, thus breaking the critical relation between the latter and the encryption key. Therefore, once the data has been moved, it can never be recovered, provided that the cryptography is sufficiently strong, the random number generator is cryptographically strong, and any secrets are kept well hidden.

In consequence, amongst other things, it is an object of the present invention to provide an inexpensive method for storing data on storage media, where the relation between encryption key and storage location will be disrupted upon copying operations.

The present invention is particularly suited for solid state memory modules which provide easy random access to any location in the memory, be it on the basis of a bit, a byte or on some other entity such as a uniform sized sector that relates to the access width of the memory in question.

Now, therefore according to one of its aspects the invention is characterized in that the data on the storage medium are encrypted with a key K which depends on the position ( $L_1, L_2, L_3$ ) of the data on the storage medium, and that in each write operation the data is stored in locations on the storage medium that are chosen at random.

The invention also relates to a system arranged for implementing a method as claimed in claim 1, a player for playing a recording prepared according to a method as claimed in claim 1, and a record carrier prepared according to a method as claimed in claim 1. Further advantageous aspects of the invention are recited in dependent Claims.

These and other objects of the invention will be apparent from and elucidated with reference to the embodiments described hereinafter.

In the drawings:

Figure 1 shows a conceptual two-player arrangement

Figure 2 illustrates the mechanism of 'replay attacks' in the prior art.

Figure 3 shows a schematic diagram of a storage medium embodiment;

Figure 4 shows an example of a file structure

Figures 5A and 5B illustrate an example of a method in accordance with the invention and how this method prevents 'replay attacks'.

Figures 6A and 6B illustrate a further example for a method in accordance with the invention.

Figure 1 illustrates a conceptual two-player arrangement, with two players A and B, and a removable module C that may be transposed between the players. As shown, both players have appropriate means for inserting the module. In the rest of the discussion it is assumed that this removable module may be accessed by other means as well (e.g. PC based readers).

This poses the risk of unauthorized copying of the data on the module, assuming that the players A and B do not allow unauthorized copying. The preferred embodiments are described in relation to a Solid State Audio player and module, although the invention may be used in a broader context.

5                Within a few years, Solid State Audio (SSA) players are expected to become a new standard for portable audio playback devices. This is mainly due to many advantages on weight, size, power use, and shock resistance, with respect to current solutions using disc or tape. Currently available SSA players combine 32–64 MB of flash memory and audio  
10 compression techniques such as MPEG 1 layer III (MP3) or AAC to achieve up to one hour of (near) CD quality music playing time. Due to the digital nature of these devices and the associated ease of copying, however, the music industry insists on proper copyright protection features.

              One of the tools for copy protection of digital content is encryption. While encryption by itself does not prevent illegal copying, it does render such copies useless, as  
15 the original content can be retrieved only by decrypting it using the proper key. As a result, playback of the content is limited to those devices that have access to that key. It is an objective of the copy protection system to manage the keys in such a way that illegal copying is prevented, while at the same time not inconveniencing legal and intended use of the content.

20 Most of the memory modules for solid state multimedia storage applications comprise a large flash memory and an on-board controller. The controller may or may not be integrated, and multiple separate memory chips may be employed on the module. Examples of such multimedia memory modules are: Memory Stick (Sony), SmartMedia (SSFDC Forum), Miniature Card (MC Forum), Compact Flash (PCMCIA Forum), Multimedia Card (MMC  
25 Association). In addition, these devices can be thought of as block devices, similar to hard disk drives, where memory accesses occur by addressing sectors (typically 512 bytes) on the module. Indeed, some of the modules listed above employ the ATA interface standard, which is used to connect hard disks and other peripherals to a PC. This enables easy duplication (bit by bit) of the content of such memory modules using a PC. Other modules use a proprietary  
30 interface and command set, but still are block based, i.e. individual sectors on the module can be addressed and modified.

              In the following, it is assumed (see Figure 1) that a SSA player employs detachable memory modules, which can be accessed by other means as well (e.g. PC based readers).

Basically, two approaches exist for copy protection. The first is to bind the audio to a specific player by providing each individual player with a unique, secret, number that is used as the key to encrypt the audio. Therefore, the audio stored on memory modules by one player will play on that player only. Of course, this is very annoying if one has  
5 multiple SSA players. It is required that one is able to play music stored on a memory module, regardless of the SSA device used to download it onto the module. What should be prevented, however, is that a user can copy the audio content to another module and be able to play from both.

One known solution is to embed a unique identification code (ID) in the  
10 memory module, which can be read by the application, but which can not be changed. This identification code can then be used to generate an encryption key, which is specific for the module.

Another known solution is to make use of defects in the memory modules, which naturally occur as a result of the manufacturing processes used to fabricate cheap but  
15 high storage capacity flash memories. The locations of these natural defects probably will be unique for each module, and as such can act as a 'fingerprint' of that device. Again, a unique key can be generated, which is specific for the module.

These known solutions, however, necessitate a unique identification code, and they do not provide protection against replay attacks. A 'replay attack' is a form of copying in which an  
20 unauthorized copy is made from one system (system 1) to another (system 2), where the unauthorized (but unplayable copy) on system 2 can be used to restore a playable copy on system over and over again, even after expiration of the original copy. Figure 2 illustrates this in more detail. Each system comprises a unique identification code, represented by ID1 for system 1 and ID2 for system 2, and contains files in which the content is stored as a sequence  
25 of separate blocks. In this example the data in respect of rights and usage on the original copy are encrypted with a key that is derived from ID1 and a secret S. In a 'try-before-you-buy' or a rental business model, further access to the data is denied after a certain period of time, or after a number of uses. Copying the data to a system having a unique identification code ID2 (second step in Figure 2) will not render a usable copy, since the identification code does not  
30 match the code ID1. However, this copy is exactly (bit-by-bit) the same as the original. It can at any time be recopied back from system 2 to system 1 and that copy of a copy can be used again. This enables a fraudulent customer to retain on system 2 a copy that can be recopied again and again on system 1 where it will be usable. So, after obtaining content on a 'try-before-you-buy' basis, the fraudulent customer copies the data from system 1 to system 2,

and recopies it again and again from system 2 to system 1 in order to keep 'trying'. 'Try-before-you-buy' thus has become 'try-indefinitely.' Likewise this scheme can be used to pay once for a rental and have a copy for ever.

To effectively use a storage device, it is necessary to implement a file system by means of which the user data is organized and accessed. By treating the memory module as a block device, the creation and management of a file system is left to the application. In a PC environment, where the operating system already has built-in file system support, this is a logical choice: by supporting the ATA standard this support can be reused for the memory module without any modification. However, in stand-alone devices, such as a SSA player, the application is burdened with file system details, if the memory module employs the block device approach. Therefore, stand-alone (portable) applications which require storage of multimedia content, may be built more efficiently if a controller unit on the memory module takes care of the file system details.

Figure 3 represents a schematic diagram of a memory module embodiment 20. For simplicity, electromechanical interfacing to the player has not been detailed in the Figure. The storage area 30 has an access time that is substantially independent of the physical storage location. The controller 22 controls the access to the storage proper. Various sub-systems have been shown therein, the host interface 24, the memory interface 26, and the file system 28. External write and internal selection to the memory are shown as well. Within the Application Programming Interface API the following functionality should be present. For memory formatting, an optional volume number is outputted that is either uniquely fixed and hard-wired, or a random number that is generated each time the command is executed. This number may only be changed when executing the formatting command, thereby destroying all data on the device. The copy protection proper does not expressly need this number. To create a file, a reusable file ID is produced for later referencing the file in question. When writing a block, a sector number is produced that is a random choice from the free block list. Depending on the implementation, the sector number that is produced can be the actual sector number in which the data proper were stored during the write operation, or it can be the sector number will be stored during the *next* write operation. This amongst others is possible in solid state audio devices without appreciable loss of time because the flash memory is not hampered by a seek time as is common in disk based systems. Such random choice in addition helps to level wear over the entire device. The application may use or discard the sector number returned by the block write command as required. When reading a block, the

file ID controls outputting the data proper and the sector number of the current or next block to be read.

Figure 4 illustrates an example of a file structure, that is distributed into blocks, each having the size of a single sector of 512 bytes. The first block carries information regarding the file, while the others have the file data proper. The above organization will block the making of a bit wise copy of the module, inasmuch as no modification facility for individual sectors has been provided. Copying to an intermediate storage location and subsequently recopying the data on the module (which constitutes the 'replay attack' as explained above) will copy the data to completely different locations. This in itself provides some protection against copying. Copy protection is further provided by encrypting a data block through a key that is derived from a secret and also from the location (for instance and preferably the sector number) where the data in question is stored. The latter information may be derived from the block write function that returns the sector number of the next file sector. As this information is not available for the first block, the latter may be used for less sensitive data. This limitation is overcome by letting the file create function return the sector number of the first sector in the file where the data proper (e.g. the file info) will be written. For reading, the present or next sector number is available before reading of the actual data, allowing the application to calculate the proper decryption key in time. The encryption key thus combines the location of the storage, and a method that renders it impossible to predict this location. Copying will change the storage location, and in consequence will break the relation between location and decryption key. Note that the secret used in the derivation of the key may be a globally shared secret between all players, or may be derived by other methods well known to those skilled in the art.

Figures 5A and 5B illustrate a method in accordance with the invention. Each time data blocks are written, the controller 22 writes the data in randomly chosen locations. In Figures 5A and 5B the locations are indicated by  $L_1$ ,  $L_2$  etc. The data are encrypted with a key which is dependent on a secret  $S$  and a location  $L_i$  or a combination of locations  $L_i$  (for instance the location of the block that is written, or of the previous block, or of the block that is written and the previous block etc).

Making a copy of the data of the memory module will (see Figure 5B) change in an irreproducible manner the locations of the data. In fact such will happen twice. Therefore, a recopy of a copy will have data for which the positions ( $L_1''$ ,  $L_2''$  etc.) does not correspond to the arguments needed for a proper decryption of the data. Subsequently the copy of the copy cannot be decrypted and is useless. The 'replay attack' is prevented.



Figures 6A and 6B show an embodiment of the invention in which all data are encrypted with a key K (which may consist of a single key or a block of keys), that itself is stored encrypted with a key K', which is the output of a hash function having as arguments the locations L<sub>1</sub>, L<sub>2</sub>, L<sub>3</sub> etc and a secret S. K' thus depends on the positions of the data blocks, in this case on the total sequence in which the data blocks are written. Since at each write access the locations L<sub>1</sub>, L<sub>2</sub>, L<sub>3</sub> are changed in an unpredictable manner, the result of the hash function H and thereby the key K' is changed. If the content is copied and recopied the player will fail (as in the method illustrated in Figures 5A and 5B) to recover the keys because K' is changed in an intractable manner. Accordingly any replay attack fails. Thus copying is prevented in an inexpensive manner requiring only moderate processing facilities and without the need of a unique identification code. It is noted that the invention provides the possibility of copy protection without the need for a unique identification code. This does not exclude use of such a code for other reasons or for extra protection.

It is also possible to arrange the data in groups of blocks, and groups of blocks are written in random locations. The same schemes as above may be used for groups of blocks, instead of single blocks. 'Random locations' within the concept of the invention in its broadest sense means locations that for all due purposes cannot be predicted in advance. 'For all due purposes' is stated since to get random numbers or locations use is usually made of some kind of algorithm. Substantially truly random, i.e. substantially evenly distributed throughout the memory module is preferred to even out wear on the device. Although preferably the method is applied to all or substantially all data in the memory module, the invention encompasses embodiments in which the method is applied to only a part of the data in the memory module. This could for instance be advantageous from the point of view of speed of operation. The invention is not restricted to using one and only one encryption method. When the data are divided in groups, embodiments using different encryption methods and different ways of dependency of said encryption methods on the locations may be used for different groups. This reduces the risk of unauthorized decryption. Although the controller may be provided in the system apart from the memory module, preferably the controller unit by which the random locations are chosen is integrated in the memory module. This makes it difficult to circumvent the method or influence the choice of locations of data.

In a method for providing copy-protection services on storage media, the locations where the data, preferably arranged in blocks, are stored, are chosen by a

(preferably built-in) controller on a random basis. Using an encryption key which depends critically on the position of the data the storage medium, decrypting copied data is made virtually impossible.

## CLAIMS:

1. Method for providing copy-protection services on a storage medium, characterized in that data on the storage medium are encrypted with a key ( $E\{L_i, S\}, K'$ ) which depends on a position ( $L_i$ ) of data in the memory module, and that in each write operation data is written into positions on the storage medium that are chosen at random.  
5
2. Method as claimed in claim 1, characterized in that the data are arranged in blocks having a sector number and during each block write the sector number for the current or next block is randomly chosen from a free block list.
- 10 3. Method as claimed in claim 1 or 2, characterized in that the data on the storage medium are arranged in blocks, and a block is encrypted with a key which depends on the position of one or more of the blocks.
4. Method as claimed in claim 3, characterized in that a block is encrypted with a  
15 key dependent on the position of said block.
5. Method as claimed in claim 3, characterized a block is encrypted with a key which depends on the position of a previously written block.
- 20 6. Method as claimed in claim 3, characterized in that a block is encrypted with a key which depends on the positions of all of the blocks.
7. Method as claimed in claim 1, characterized in that the storage medium is a removable solid state memory module (C).  
25
8. System arranged for implementing a method as claimed in claim 1 comprising a controller unit for choosing the locations at random.

9.           Player for playing data from storage media having data prepared according to a method as claimed in claim 1
  10.          Storage medium prepared according to a method as claimed in claim 1
- 5   comprising a controller unit for choosing the locations at random.

1/4

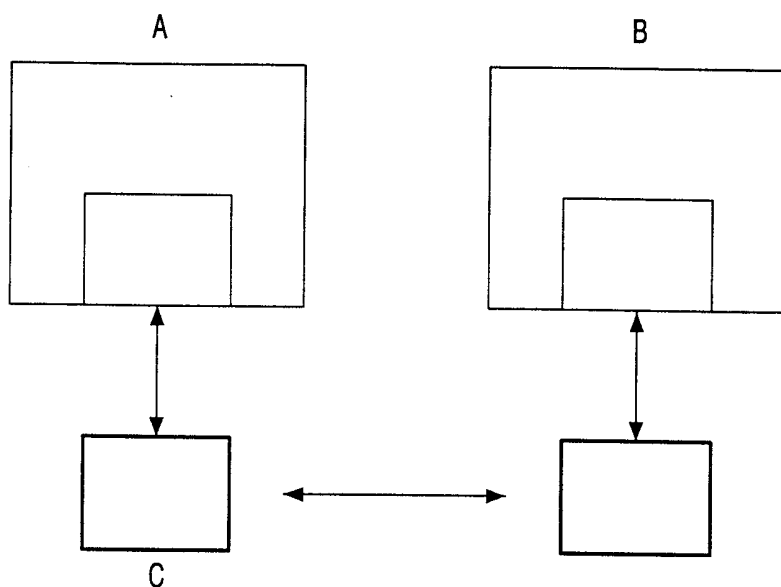


FIG. 1

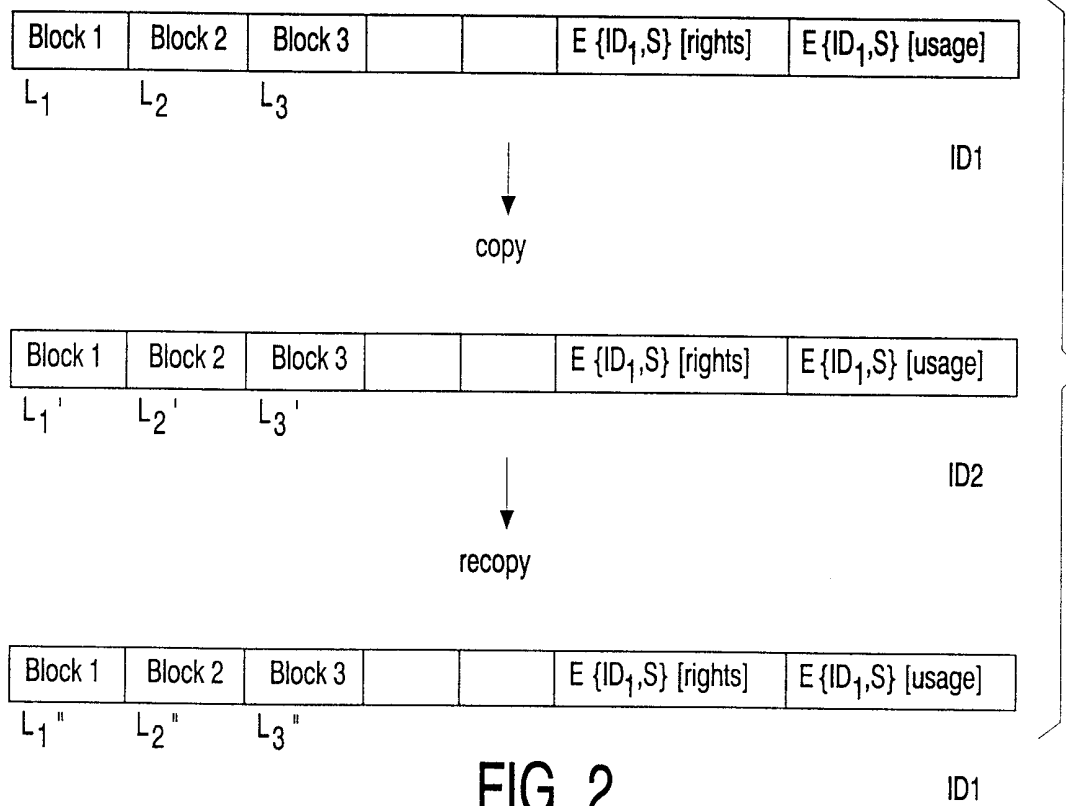


FIG. 2

2/4

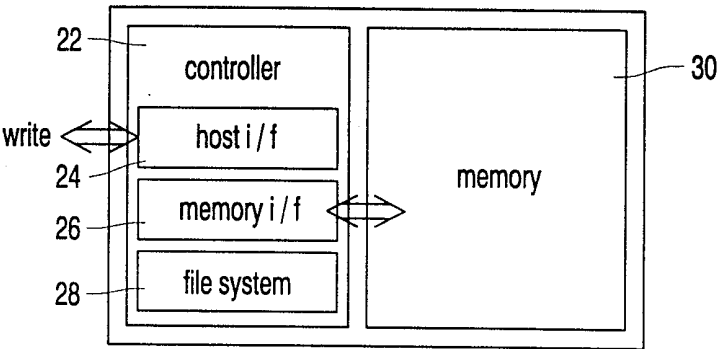


FIG. 3




FIG. 4

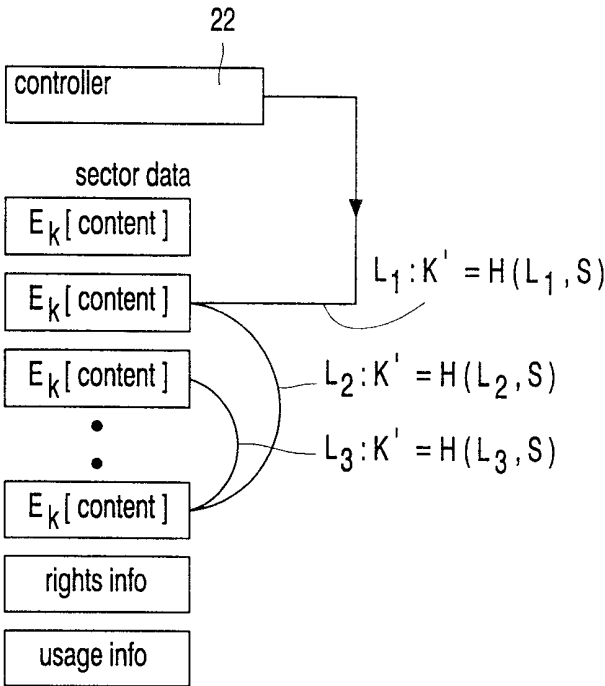


FIG. 5A

3/4

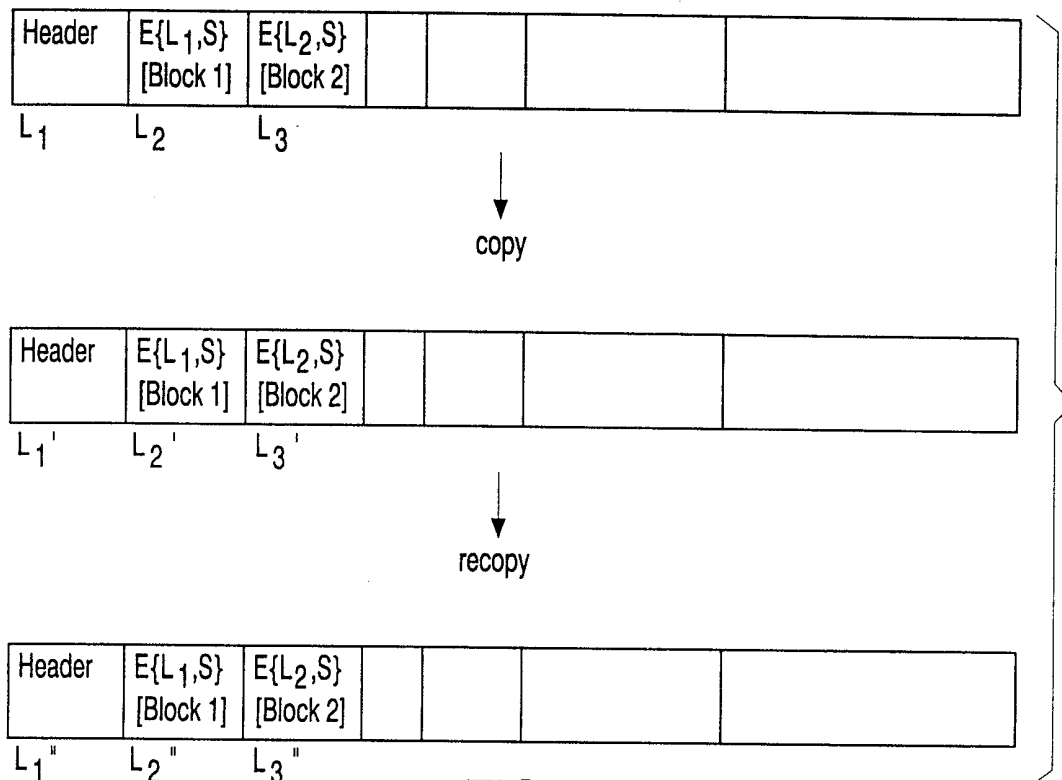


FIG. 5B

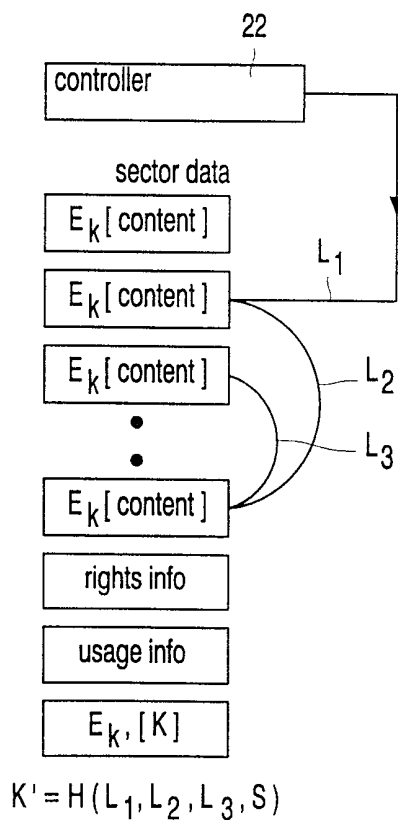


FIG. 6A

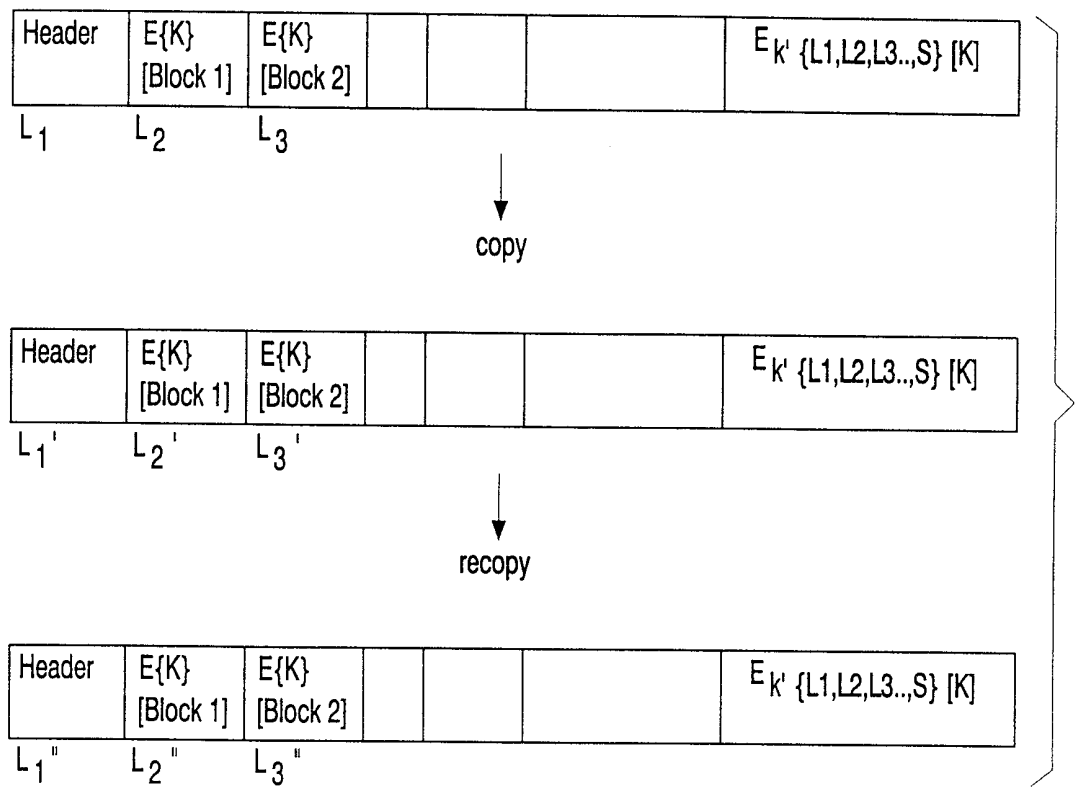


FIG. 6B



# INTERNATIONAL SEARCH REPORT

International Application No

PCT/EP 00/02276

## A. CLASSIFICATION OF SUBJECT MATTER

IPC 7 G06F12/14 G11B20/00 G11B20/12

According to International Patent Classification (IPC) or to both national classification and IPC

## B. FIELDS SEARCHED

Minimum documentation searched (classification system followed by classification symbols)

IPC 7 G06F G11C G11B

Documentation searched other than minimum documentation to the extent that such documents are included in the fields searched

Electronic data base consulted during the international search (name of data base and, where practical, search terms used)

## C. DOCUMENTS CONSIDERED TO BE RELEVANT

Category *	Citation of document, with indication, where appropriate, of the relevant passages	Relevant to claim No.
A	PATENT ABSTRACTS OF JAPAN vol. 013, no. 001 (P-808), 6 January 1989 (1989-01-06) & JP 63 211045 A (TOSHIBA CORP), 1 September 1988 (1988-09-01) abstract	1-10
A	EP 0 899 733 A (SONY DADC AUSTRIA AG) 3 March 1999 (1999-03-03) abstract	1-10
A	PATENT ABSTRACTS OF JAPAN vol. 014, no. 272 (P-1060), 12 June 1990 (1990-06-12) & JP 02 078066 A (NEC CORP; OTHERS: 01), 19 March 1990 (1990-03-19) abstract	1-10

☐ Further documents are listed in the continuation of box C.

☒ Patent family members are listed in annex.

### \* Special categories of cited documents :

"A" document defining the general state of the art which is not considered to be of particular relevance

"E" earlier document but published on or after the international filing date

"L" document which may throw doubts on priority claim(s) or which is cited to establish the publication date of another citation or other special reason (as specified)

"O" document referring to an oral disclosure, use, exhibition or other means

"P" document published prior to the international filing date but later than the priority date claimed

"T" later document published after the international filing date or priority date and not in conflict with the application but cited to understand the principle or theory underlying the invention

"X" document of particular relevance; the claimed invention cannot be considered novel or cannot be considered to involve an inventive step when the document is taken alone

"Y" document of particular relevance; the claimed invention cannot be considered to involve an inventive step when the document is combined with one or more other such documents, such combination being obvious to a person skilled in the art.

"&" document member of the same patent family

Date of the actual completion of the international search

19 June 2000

Date of mailing of the international search report

28/06/2000

Name and mailing address of the ISA

European Patent Office, P.B. 5818 Patentlaan 2  
NL - 2280 HV Rijswijk  
Tel. (+31-70) 340-2040, Tx. 31 651 epo nl,  
Fax: (+31-70) 340-3016

Authorized officer

Poth, H

# INTERNATIONAL SEARCH REPORT

International Application No

PCT/EP 00/02276

Patent document cited in search report	Publication date	Patent family member(s)	Publication date
JP 63211045 A	01-09-1988	JP 2943924 B	30-08-1999
EP 0899733 A	03-03-1999	AU 8194998 A	11-03-1999
		CA 2245232 A	28-02-1999
		CN 1219728 A	16-06-1999
		JP 11250512 A	17-09-1999
JP 02078066 A	19-03-1990	NONE	