



US00D811862S

(12) **United States Design Patent**
Berger et al.

(10) **Patent No.:** **US D811,862 S**
(45) **Date of Patent:** **** Mar. 6, 2018**

- (54) **HOOK**
- (71) Applicant: **3M INNOVATIVE PROPERTIES COMPANY**, St. Paul, MN (US)
- (72) Inventors: **Bryan Berger**, Minneapolis, MN (US);
Angela L. Pan, Arden Hills, MN (US)
- (73) Assignee: **3M INNOVATIVE PROPERTIES COMPANY**, St. Paul, MN (US)

D353,492 S *	12/1994	Goodman	D6/323
5,372,346 A *	12/1994	Upchurch	F16B 21/04 248/222.52
D361,930 S *	9/1995	Fillipp	D8/367
D390,014 S *	2/1998	Ho	D6/323
D393,412 S *	4/1998	Bries	D8/367
D417,385 S *	12/1999	Bries	D8/367
D428,802 S *	8/2000	Villano	D20/43
D431,451 S *	10/2000	Kuo	D8/367
D446,443 S *	8/2001	Snell	D8/367
D467,791 S *	12/2002	Goodman	D8/367

(Continued)

(**) Term: **15 Years**

FOREIGN PATENT DOCUMENTS

(21) Appl. No.: **29/594,052**

CN 303767446 8/2016

(22) Filed: **Feb. 15, 2017**

OTHER PUBLICATIONS

(51) **LOC (11) Cl.** **08-05**

(52) **U.S. Cl.**
USPC **D8/367**

(58) **Field of Classification Search**
USPC D8/367, 354, 349, 394
CPC F16L 3/13; F16L 3/26; A47G 23/0225;
A47G 25/06; A47G 1/16; A47F 5/0846;
A47F 5/02; H02G 11/003; D06F 55/00;
E04H 17/10
See application file for complete search history.

“Command™ Medium Modern Metal Hook”, [retrieved from the internet on Apr. 10, 2017]<, URL <http://www.command.com/3M/en_US/command/products/—/Command-Medium-Modern-Metal-Hook?N=5924736+3293745443+3294529207&rt=rud>, pp. 1-4.

(Continued)

Primary Examiner — Cynthia Underwood
(74) *Attorney, Agent, or Firm* — Irina Hass

(56) **References Cited**

(57) **CLAIM**

The ornamental design for a hook, as shown and described.

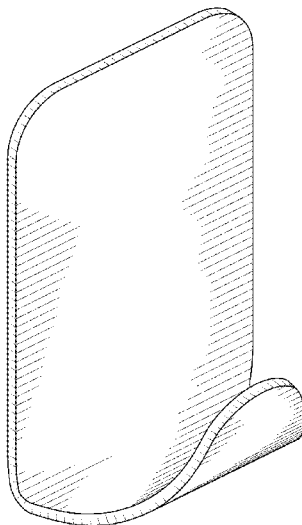
U.S. PATENT DOCUMENTS

DESCRIPTION

D241,206 S *	8/1976	Halsted	D6/323
D289,139 S *	4/1987	Chasen	D6/323
D289,255 S *	4/1987	Chasen	D6/323
D296,759 S *	7/1988	Greenhut	D8/367
D307,539 S *	5/1990	Goodman	D8/367
D312,384 S *	11/1990	Hamann	248/301
D312,385 S *	11/1990	Hamann	D8/367
D312,959 S *	12/1990	Hamann	248/220.43
D321,794 S *	11/1991	Chap	D6/323
D327,641 S *	7/1992	Hoskinson	D8/367
D339,058 S *	9/1993	Greenhut	D8/367
D344,010 S *	2/1994	Brazis	D8/367

FIG. 1 is a perspective view showing a new design for a hook;
FIG. 2 is a front view thereof;
FIG. 3 is a rear view thereof;
FIG. 4 is a left side view thereof;
FIG. 5 is a right side view thereof;
FIG. 6 is a top view thereof; and,
FIG. 7 is a bottom view thereof.

1 Claim, 3 Drawing Sheets



(56)

References Cited

U.S. PATENT DOCUMENTS

D468,624	S *	1/2003	Goodman	D8/367
D480,292	S *	10/2003	Johansson	D8/367
D482,600	S *	11/2003	Dretzka	D8/367
D494,452	S *	8/2004	Sheldon	D8/367
D505,545	S *	5/2005	Kay	D3/228
D543,837	S *	6/2007	Newbould	D8/367
D554,481	S *	11/2007	Newbould	D8/367
D554,482	S *	11/2007	Hager	D8/367
D558,034	S *	12/2007	Ernst	D8/372
D565,939	S *	4/2008	Newbould	D8/367
D566,532	S *	4/2008	Wolff	D8/367
D579,322	S *	10/2008	Newbould	D8/367
D583,653	S *	12/2008	Thompson	D8/367
D591,143	S *	4/2009	Ernst	D8/370
D603,688	S *	11/2009	Chiu	D8/367
D609,995	S *	2/2010	Hager	D8/367
7,789,248	B1 *	9/2010	Salerno	A47G 25/08 211/106.01
D627,995	S *	11/2010	Osterle	D6/716
D632,951	S *	2/2011	McGreevy	D8/367
D641,228	S *	7/2011	Qiblawi	D8/367
D641,229	S *	7/2011	Qiblawi	D8/367
7,972,100	B2 *	7/2011	Horvath	F16B 13/002 248/304
8,002,225	B1 *	8/2011	Malone	A47B 81/00 211/118
D665,653	S *	8/2012	Thompson	D8/367
D670,997	S *	11/2012	Thompson	D8/367
D672,223	S *	12/2012	Thompson	D8/356
D678,041	S *	3/2013	Pan	D8/367
D680,804	S *	4/2013	Gilboe	D7/367
D697,387	S *	1/2014	Starck	D8/367
D697,388	S *	1/2014	Pan	D8/367
D697,389	S *	1/2014	Pan	D8/367
D698,628	S *	2/2014	Stanley	D8/367
D714,623	S *	10/2014	Pan	D8/367
D715,133	S *	10/2014	Pan	D8/367
D715,625	S *	10/2014	Pan	D8/367
D715,626	S *	10/2014	Pan	D8/367
D720,984	S *	1/2015	Privitera	D8/367
D720,986	S *	1/2015	Citterio	D3/260
D734,133	S *	7/2015	Spindler	F21V 21/0808 D8/367
D746,664	S *	1/2016	Najieb	D23/411
D751,371	S *	3/2016	Pan	D8/372
D751,372	S *	3/2016	Thompson	D8/372
D756,205	S *	5/2016	New	D8/367
D756,755	S *	5/2016	Kuehn	D8/367
D756,756	S *	5/2016	Kuehn	D8/367
D759,469	S *	6/2016	Garland	D8/367
D760,068	S *	6/2016	Sehl	D8/367
D761,093	S *	7/2016	Liu	D8/367
D762,108	S *	7/2016	Knight	D8/372
D764,901	S *	8/2016	Esparza	D8/367
D769,702	S *	10/2016	Kuniyoshi	D8/367
D781,683	S *	3/2017	Yi	D8/354
2006/0022105	A1 *	2/2006	MacKay	F16B 45/00 248/304

OTHER PUBLICATIONS

Adhesive Damage &refR1D=6SYW4 LifeStyle/dp/B01N04KH51/ref=pd_sbs_201_6? encoding=UTF8&psc=1.
 “JS LifeStyle Stainless Steel Premium Light Duty Ultra Strong Self Adhesive Damage Free Hooks”, [retrieved from the internet on Apr. 10, 2017], URL <https://www.amazon.com/Stainless-Premium-Adhesive-JS-LifeStyle/dg/B01N04KH51/ref=pd_sbs_201_6? encoding=UTF8&psc=1&refRID=6SYW48GHV2F7ZQFNZX5P>, pp. 1-3.
 “Ox Gear Heavy Duty Stainless Steel Wall Hooks”, [retrieved from the internet on Apr. 10, 2017], URL <<https://www.amazon.com/dp/B01G0U8T8S?psc=1>>, pp. 1-3.
 “tesa® Permanent Hooks Metal Oval”, [retrieved from the internet on Apr. 10, 2017], URL <<http://www.tesa.com/consumer/tesa-permanent-hooks-metal-oval.html>>, pp. 1-3.
 “tesa® Permanent Hooks METAL RECTANGULAR”, [retrieved from the internet on Apr. 10, 2017], URL <<http://www.tesa.com/consumer/tesa-permanent-hooks-metal-rectangular.html>>, pp. 1-3.

* cited by examiner

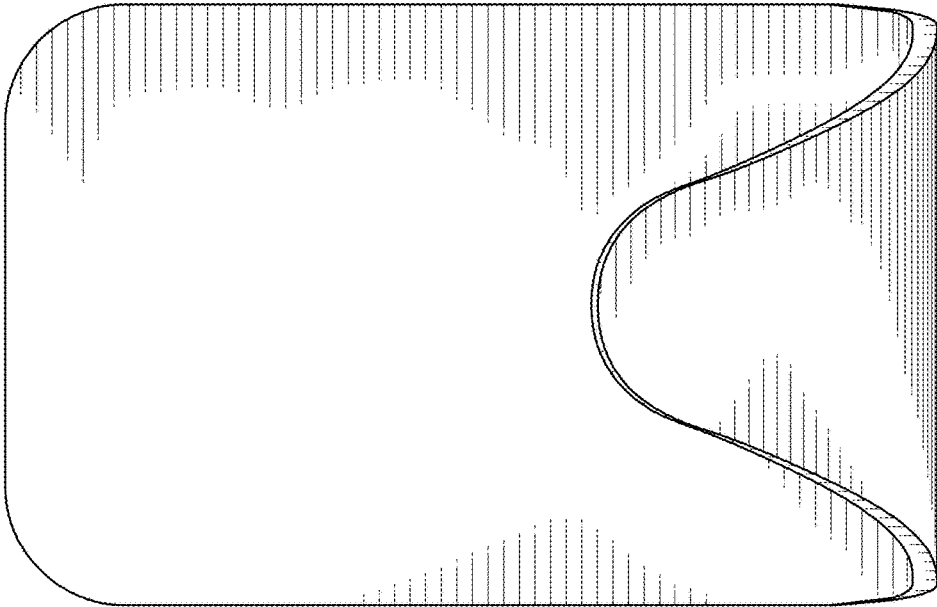


FIG. 2

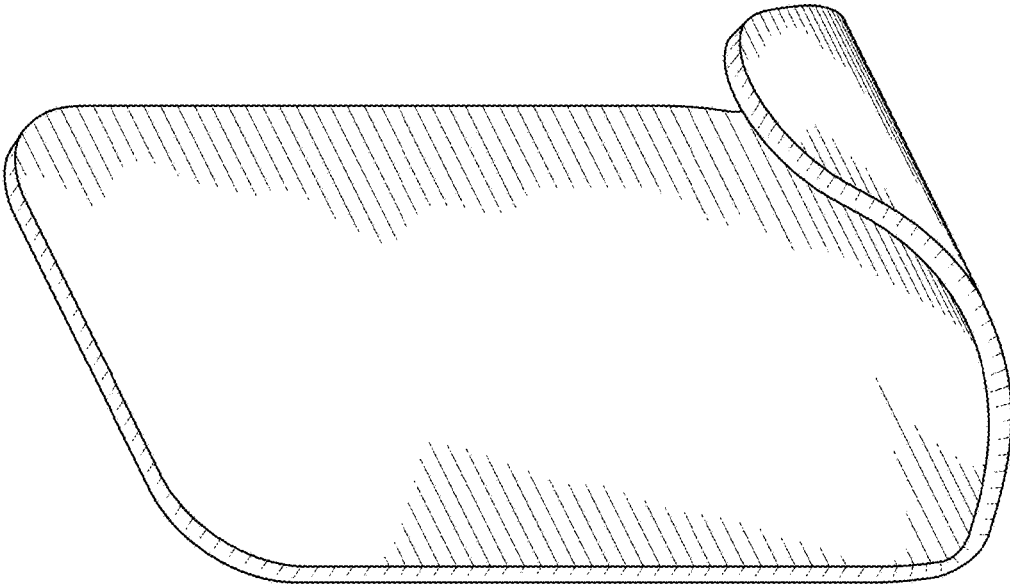


FIG. 1

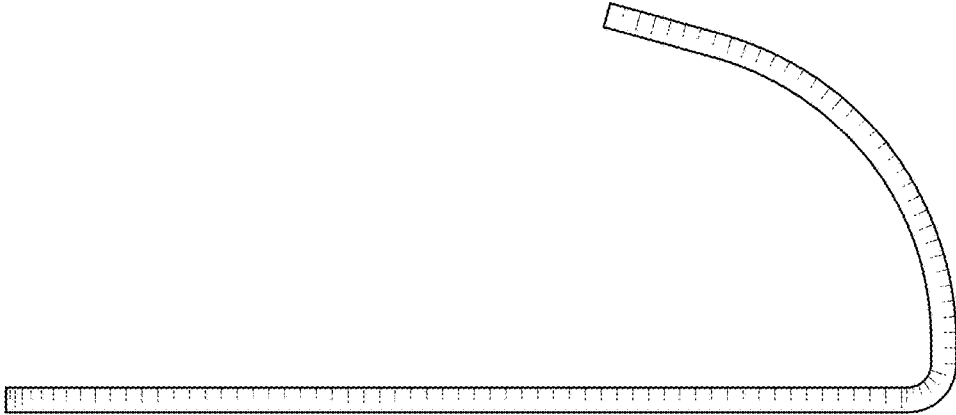


FIG. 4




FIG. 3

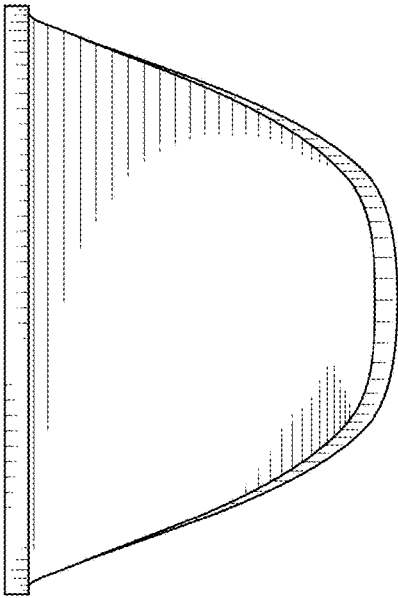


FIG. 6

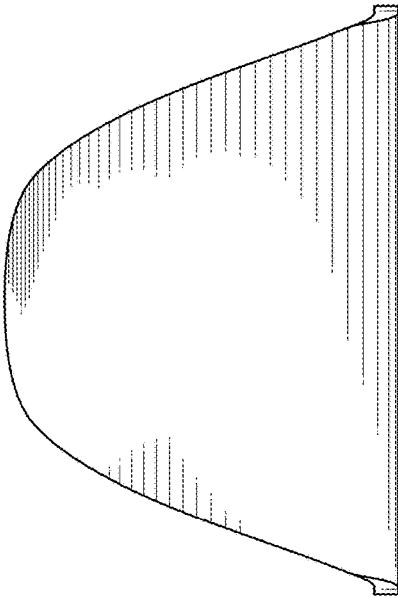


FIG. 7

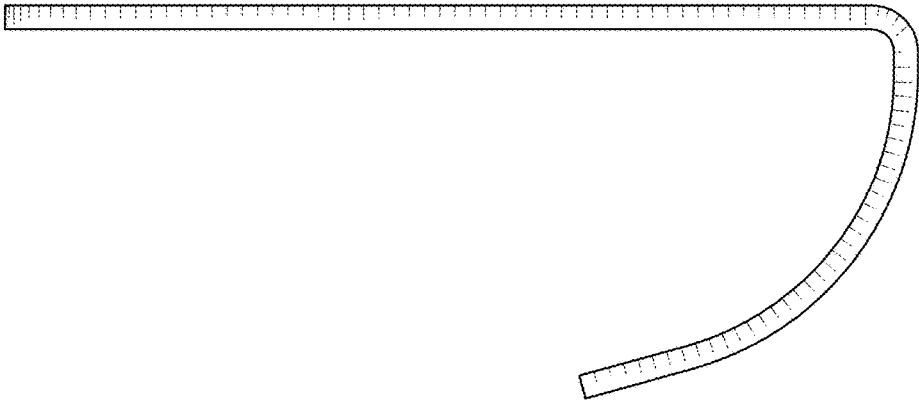


FIG. 5