United States Patent [19]

Kao

[11] **Patent Number: Des. 280,986**

[45] **Date of Patent: ** Oct. 15, 1985**

[54] **TELEPHONE HANDSET FOR MOBILE RADIO UNIT**

[75] Inventor: **Tonis Kao,** Munich, Fed. Rep. of Germany

[73] Assignee: **Siemens Aktiengesellschaft,** Berlin & Munich, Fed. Rep. of Germany

[**] Term: **14 Years**

[21] Appl. No.: **476,576**

[22] Filed: **Mar. 18, 1983**

[30] **Foreign Application Priority Data**

Sep. 20, 1982 [DE] Fed. Rep. of Germany ... MR Bd. 9, Nr. 13090

[52] **U.S. Cl.** **D14/53;** D14/64; D14/63

[58] **Field of Search** ..... D14/52, 53, 63, 64; 179/179, 100 R, 100 C, 100 D, 101, 102, 103

[56] **References Cited**

U.S. PATENT DOCUMENTS

D. 246,103	10/1977	Taylor	D14/53
D. 248,758	8/1978	Krolopp et al.	D14/53
D. 260,991	9/1981	Bondani-Buti et al.	D14/53
D. 262,879	2/1982	Marshall	D14/53
D. 263,049	2/1982	Cobb	D14/53

Primary Examiner—Susan J. Lucas
Assistant Examiner—Horace B. Fay
Attorney, Agent, or Firm—Hill, Van Santen, Steadman & Simpson

[57] **CLAIM**

The ornamental design for a telephone handset for a mobile radio unit, as shown.

DESCRIPTION

FIG. **1** is a left side elevational view of a telephone handset for a mobile radio unit showing my new design;
FIG. **2** is a right side elevational view thereof;
FIG. **3** is a top plan view thereof;
FIG. **4** is a bottom plan view thereof;
FIG. **5** is a front end elevational view thereof; and
FIG. **6** is a rear end elevational view thereof.



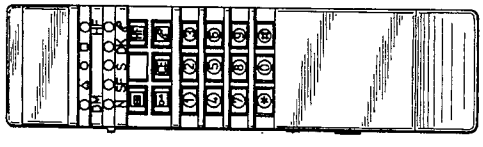

FIG 1

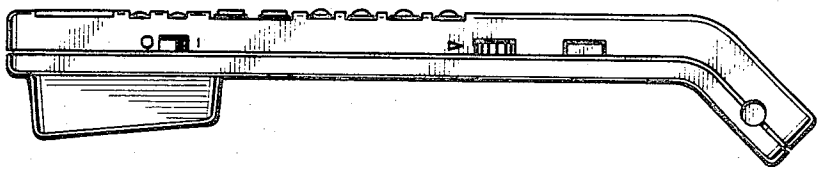

FIG 2

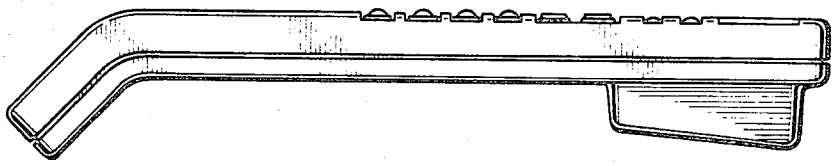

FIG 3

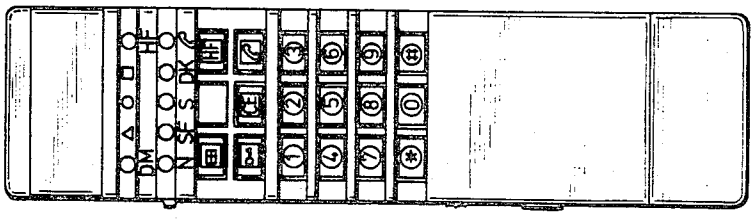

FIG 4

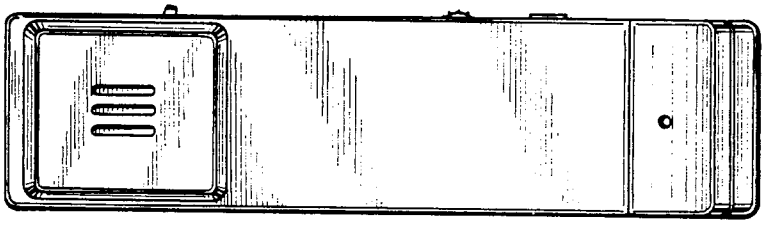

FIG 5

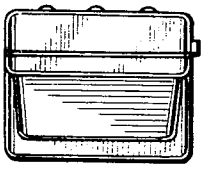

FIG 6

