United States Patent [19]

Clifford et al.

[11] **Patent Number: Des. 291,891**

[45] **Date of Patent: ** Sep. 15, 1987**

[54] **PROJECTION ENCLOSURE**

[75] Inventors: **James W. Clifford**, St. Paul; **Rodney I. Eaton**, Minneapolis, both of Minn.

[73] Assignee: **Associated Images, Inc.**, Minneapolis, Minn.

[**] Term: **14 Years**

[21] Appl. No.: **714,689**

[22] Filed: **Mar. 21, 1985**

[52] **U.S. Cl.** **D16/14**; D20/10

[58] **Field of Search** D20/10, 19; D16/14; 312/234, 7.2; 353/15, 18, 19, 46, 47, 74, 75, 79, 48, 49, 119, 94; 40/455, 541, 564

[56] **References Cited**

U.S. PATENT DOCUMENTS

D. 227,599	7/1973	Wisgin	D16/14
D. 228,029	7/1973	Conner et al.	D16/14
D. 249,527	9/1978	Stralka	D16/14
D. 258,660	3/1981	Berger et al.	D16/14
D. 284,778	7/1986	Clifford et al.	D20/10

Primary Examiner—Catherine E. Kemper

Attorney, Agent, or Firm—Vidas & Arrett

[57] **CLAIM**

The ornamental design for a projection enclosure, as shown and described.

DESCRIPTION

FIG. **1** is a front elevational view of a projection enclosure, showing our new design;

FIG. **2** is a left side elevational view, the right side elevational view being a substantial mirror image thereof;

FIG. **3** is a rear elevational view thereof;

FIG. **4** is a top plan view thereof;

FIG. **5** is a bottom plan view thereof.

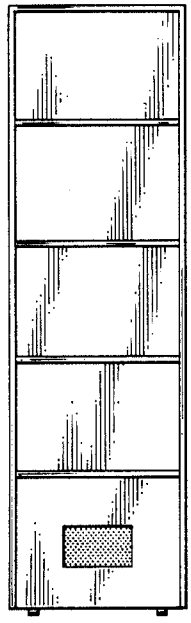

Fig. 1

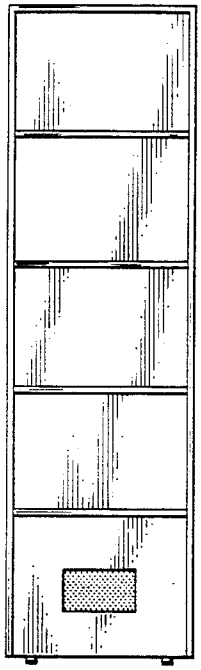

Fig. 2



Fig. 3

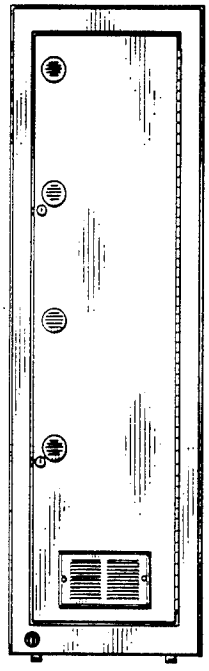

Fig. 4

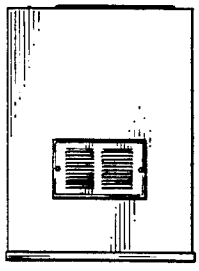

Fig. 5

