



US00D422248S

United States Patent [19]
Williams

[11] **Patent Number: Des. 422,248**
[45] **Date of Patent: ** Apr. 4, 2000**

- [54] **STUDDABLE TIRE TREAD**
- [75] Inventor: **Ellen MacDonald Williams**, Greer, S.C.
- [73] Assignee: **Michelin Recherche et Technique S.A.**, Switzerland
- [**] Term: **14 Years**
- [21] Appl. No.: **29/103,136**
- [22] Filed: **Apr. 8, 1999**
- [51] **LOC (6) Cl.** **12-15**
- [52] **U.S. Cl.** **D12/147**
- [58] **Field of Search** D12/136-152;
152/209.1, 209.8, 209.9, 209.11, 209.13,
209.28, 900, 902, 903

- [56] **References Cited**
- U.S. PATENT DOCUMENTS**
- D. 345,722 4/1994 Hitzky et al. D12/146
- D. 390,516 2/1998 Lissan et al. D12/147
- D. 397,652 9/1998 Le et al. D12/147
- D. 402,598 12/1998 Marchand D12/146
- D. 405,397 2/1999 Marchand D12/146
- D. 410,420 6/1999 DeBarys D12/147

- OTHER PUBLICATIONS**
- Cornell Scrambler A/S Tire, 1998 Tread Design Guide, P. 88. 2/2, Jan. 1998.
- Tread Assistant 99, the electronic Tread Design Guide, v1.0, Tread ID 672, Cordovan, PR812.

Tread Assistant 99, the electronic Tread Design Guide, v1.0, Tread ID 1016, Eldorado, Metric Sport Steel Radial.
 Tread Assistant 99, the electronic Tread Design Guide, v1.0, Tread ID 1822, Hood, Defender SRX +4.
 Tread Assistant 99, the electronic Tread Design Guide, v1.0, Tread ID 1865, Jetzon, SR Metric.
 Tread Assistant 99, the electronic Tread Design Guide, v1.0, Tread ID 2000, Laramie, YR Round Import.
 Tread Assistant 99, the electronic Tread Design Guide, v1.0, Tread ID 2075, Lee, Metric Radial.
 Tread Assistant 99, the electronic Tread Design Guide, v1.0, Tread ID 2268, Mickey Thompson, BAJA Radial HP.
 Tread Assistant 99, the electronic Tread Design Guide, v1.0, Tread ID 2379, Multi-Mile, Power King All Position.

Primary Examiner—Robert M. Spear

[57] **CLAIM**

The ornamental design for a studdable tire tread, as shown and described.

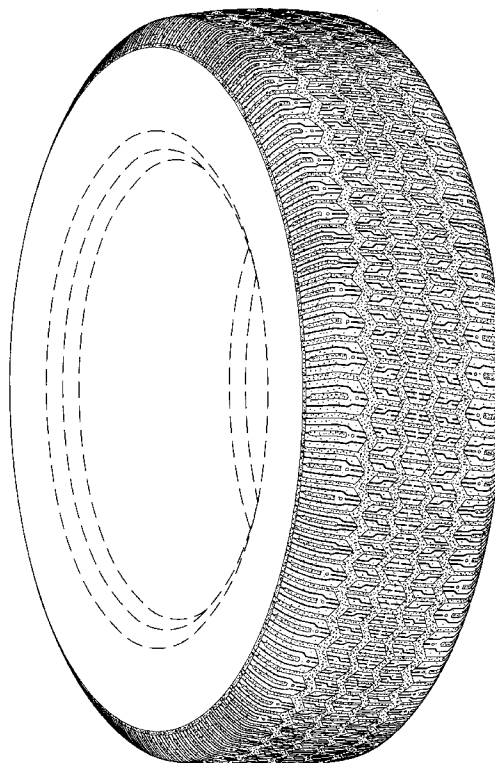
DESCRIPTION

FIG. 1 is a perspective view of a studdable tire tread showing my new design, it being understood that the tread pattern repeats uniformly throughout the outer surface and shoulder circumference the tire tread, the opposite side perspective view being identical thereto; and,

FIG. 2 is an enlarged fragmentary front elevation view of the tire tread thereof.

The broken line disclosure of the tire sidewall and inner bead is for illustrative purposes only and forms no part of the claimed design.

1 Claim, 2 Drawing Sheets



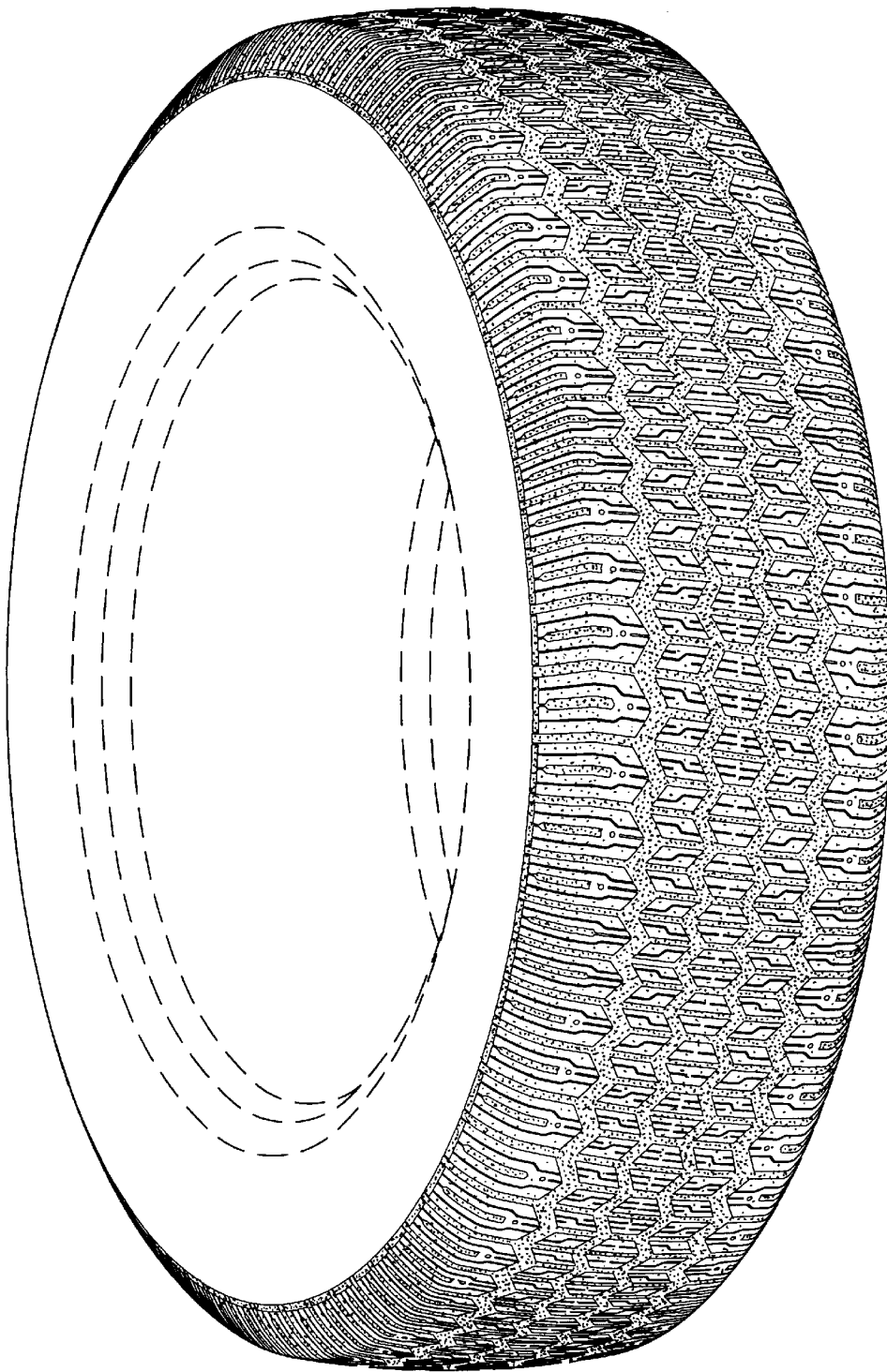


Fig. 1

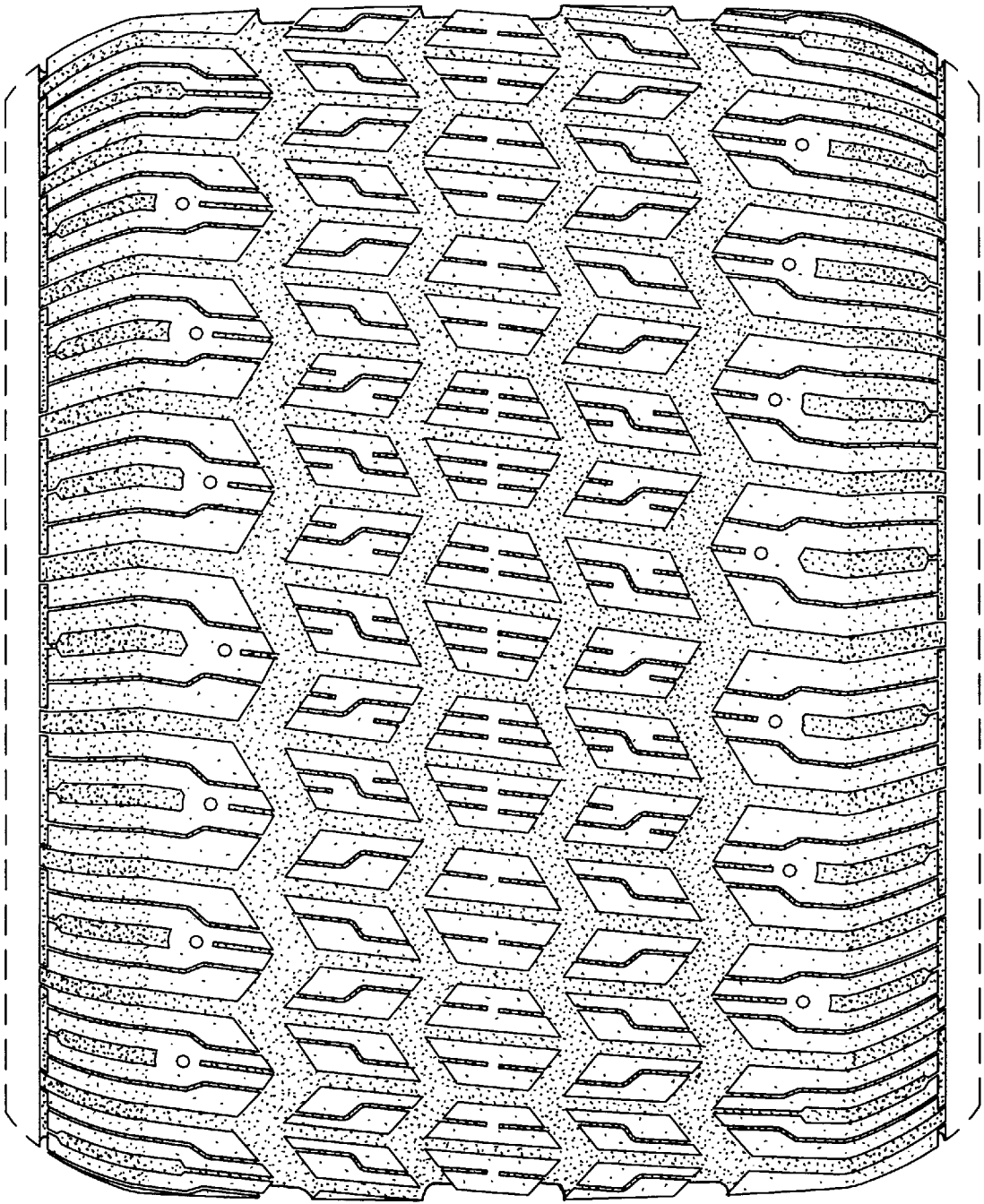


Fig. 2