

(12) STANDARD PATENT
(19) AUSTRALIAN PATENT OFFICE

(11) Application No. **AU 2008245447 C1**

(54) Title
Inhibitors of IAP

(51) International Patent Classification(s)
C07D 209/02 (2006.01) **C07D 513/04** (2006.01)
C07D 263/06 (2006.01)

(21) Application No: **2008245447** (22) Date of Filing: **2008.04.29**

(87) WIPO No: **WO08/134679**

(30) Priority Data

(31) Number	(32) Date	(33) Country
60/915,010	2007.04.30	US

(43) Publication Date: **2008.11.06**

(44) Accepted Journal Date: **2014.01.23**

(44) Amended Journal Date: **2014.11.20**

(71) Applicant(s)
Genentech, Inc

(72) Inventor(s)
Wang, Lan;Cohen, Frederick;Koehler, Michael F. T.;Ndubaku, Chudi;Deshayes, Kurt;Flygare, John A.;Gazzard, Lewis J.

(74) Agent / Attorney
Griffith Hack, GPO Box 1285, Melbourne, VIC, 3001

(56) Related Art
US 2008/0050336 A1 (BACHAND et al) 28 February 2008
WO 2005/084317 A2 (BOARD OF REGENTS, THE UNIVERSITY OF TEXAS
SYSTEM) 15
September 2005
WO 2006/091972 A2
US 2007/093428 A1

(12) INTERNATIONAL APPLICATION PUBLISHED UNDER THE PATENT COOPERATION TREATY (PCT)

(19) World Intellectual Property Organization
International Bureau



(43) International Publication Date
6 November 2008 (06.11.2008)

PCT

(10) International Publication Number
WO 2008/134679 A1

(51) International Patent Classification:

C07D 209/02 (2006.01) C07D 513/04 (2006.01)
C07D 263/06 (2006.01)

(US). NDUBAKU, Chudi [US/US]; 457 Vermont Street,
San Francisco, CA 94107 (US).

(21) International Application Number:

PCT/US2008/061891

(74) Agents: EVANS, David W. et al.; Genentech, Inc., 1 DNA
Way, MS-49, South San Francisco, CA 94080 (US).

(22) International Filing Date: 29 April 2008 (29.04.2008)

(25) Filing Language: English

(26) Publication Language: English

(30) Priority Data:
60/915,010 30 April 2007 (30.04.2007) US

(81) Designated States (unless otherwise indicated, for every
kind of national protection available): AE, AG, AL, AM,
AO, AT, AU, AZ, BA, BB, BG, BH, BR, BW, BY, BZ, CA,
CH, CN, CO, CR, CU, CZ, DE, DK, DM, DO, DZ, EC, EE,
EG, ES, FI, GB, GD, GE, GH, GM, GT, HN, HR, HU, ID,
IL, IN, IS, JP, KE, KG, KM, KN, KP, KR, KZ, LA, LC,
LK, LR, LS, LT, LU, LY, MA, MD, ME, MG, MK, MN,
MW, MX, MY, MZ, NA, NG, NI, NO, NZ, OM, PG, PH,
PL, PT, RO, RS, RU, SC, SD, SE, SG, SK, SL, SM, SV,
SY, TJ, TM, TN, TR, TT, TZ, UA, UG, US, UZ, VC, VN,
ZA, ZM, ZW.

(71) Applicant (for all designated States except US): GENEN-
TECH, INC. [US/US]; 1 DNA Way, South San Francisco,
CA 94080 (US).

(72) Inventors; and

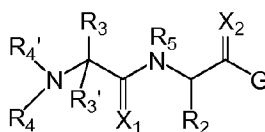
(75) Inventors/Applicants (for US only): FLYGARE, John
A. [US/US]; 1419 Vancouver Avenue, Burlingame,
CA 94010 (US). COHEN, Frederick [US/US]; 2001
McAllister Street, #143, San Francisco, CA 94118 (US).
DESHAYES, Kurt [US/US]; 138 Southwood Drive, San
Francisco, CA 94112 (US). KOEHLER, Michael F. T.
[US/US]; 108 Arundel Road, Burlingame, CA 94010
(US). GAZZARD, Lewis J. [GB/US]; 2552 Belmont
Canyon Road, Belmont, CA 94002 (US). WANG, Lan
[CA/US]; 110 East Court Lane, Foster City, CA 94404

(84) Designated States (unless otherwise indicated, for every
kind of regional protection available): ARIPO (BW, GH,
GM, KE, LS, MW, MZ, NA, SD, SL, SZ, TZ, UG, ZM,
ZW), Eurasian (AM, AZ, BY, KG, KZ, MD, RU, TJ, TM),
European (AT, BE, BG, CH, CY, CZ, DE, DK, EE, ES, FI,
FR, GB, GR, HR, HU, IE, IS, IT, LT, LU, LV, MC, MT, NL,
NO, PL, PT, RO, SE, SI, SK, TR), OAPI (BF, BJ, CF, CG,
CI, CM, GA, GN, GQ, GW, ML, MR, NE, SN, TD, TG).

Published:

- with international search report
- with sequence listing part of description published sepa-
rately in electronic form and available upon request from
the International Bureau

(54) Title: INHIBITORS OF IAP



(1)

(57) Abstract: The invention provides novel inhibitors of IAP that are useful as therapeutic agents for treating malignancies where the compounds having the general formula U1 - M - U2 wherein M is a linking group covalently joining R2, R3, R4 or R5 of U1 to an R2, R3, R4 or R5 group of U2; U1 and U2 have the general formula (I) and G, X1, X2, R2, R3, R3', R4, R4' and R5, are as described herein.

WO 2008/134679 A1

5

10

INHIBITORS OF IAP

15 RELATED APPLICATION

This application claims priority to and the benefit of U.S. Provisional Patent Application No. 60/915,010, filed April 30, 2007, which is incorporated by reference in its entirety herein.

20

FIELD OF THE INVENTION

The present invention relates to organic compounds useful for therapy and/or prophylaxis in a mammal, and in particular to inhibitors of IAP proteins useful for treating cancers.

25

BACKGROUND OF THE INVENTION

Apoptosis or programmed cell death is a genetically and biochemically regulated mechanism that plays an important role in development and homeostasis in invertebrates as well as vertebrates.

30 Aberrancies in apoptosis that lead to premature cell death have been linked to a variety of developmental disorders. Deficiencies in apoptosis that result in the lack of cell death have been linked to cancer and chronic viral infections (Thompson et al., (1995) Science 267, 1456-1462).

One of the key effector molecules in apoptosis are the caspases (cysteine containing aspartate
35 specific proteases). Caspases are strong proteases, cleaving after aspartic acid residues and once activated, digest vital cell proteins from within the cell. Since caspases are such strong proteases, tight control of this family of proteins is necessary to prevent premature cell death. In general, caspases are synthesized as largely inactive zymogens that require proteolytic processing in order

to be active. This proteolytic processing is only one of the ways in which caspases are regulated. The second mechanism is through a family of proteins that bind and inhibit caspases.

A family of molecules that inhibit caspases are the Inhibitors of Apoptosis (IAP) (Deveraux et al., J Clin Immunol (1999), 19:388-398). IAPs were originally discovered in baculovirus by their functional ability to substitute for P35 protein, an anti-apoptotic gene (Crook et al. (1993) J Virology 67, 2168-2174). IAPs have been described in organisms ranging from *Drosophila* to human. Regardless of their origin, structurally, IAPs comprise one to three Baculovirus IAP repeat (BIR) domains, and most of them also possess a carboxyl-terminal RING finger motif. The BIR domain itself is a zinc binding domain of about 70 residues comprising 4 alpha-helices and 3 beta strands, with cysteine and histidine residues that coordinate the zinc ion (Hinds et al., (1999) Nat. Struct. Biol. 6, 648-651). It is the BIR domain that is believed to cause the anti-apoptotic effect by inhibiting the caspases and thus inhibiting apoptosis. As an example, human X-chromosome linked IAP (XIAP) inhibits caspase 3, caspase 7 and the Apaf-1-cytochrome C mediated activation of caspase 9 (Deveraux et al., (1998) EMBO J. 17, 2215-2223). Caspases 3 and 7 are inhibited by the BIR2 domain of XIAP, while the BIR3 domain of XIAP is responsible for the inhibition of caspase 9 activity. XIAP is expressed ubiquitously in most adult and fetal tissues (Liston et al, Nature, 1996, 379(6563):349), and is overexpressed in a number of tumor cell lines of the NCI 60 cell line panel (Fong et al, Genomics, 2000, 70:113; Tamm et al, Clin. Cancer Res. 2000, 6(5):1796). Overexpression of XIAP in tumor cells has been demonstrated to confer protection against a variety of pro-apoptotic stimuli and promotes resistance to chemotherapy (LaCasse et al, Oncogene, 1998, 17(25):3247). Consistent with this, a strong correlation between XIAP protein levels and survival has been demonstrated for patients with acute myelogenous leukemia (Tamm et al, supra). Down-regulation of XIAP expression by antisense oligonucleotides has been shown to sensitize tumor cells to death induced by a wide range of pro-apoptotic agents, both *in vitro* and *in vivo* (Sasaki et al, Cancer Res., 2000, 60(20):5659; Lin et al, Biochem J., 2001, 353:299; Hu et al, Clin. Cancer Res., 2003, 9(7):2826). Smac/DIABLO-derived peptides have also been demonstrated to sensitize a number of different tumor cell lines to apoptosis induced by a variety of pro-apoptotic drugs (Arnt et al, J. Biol. Chem., 2002, 277(46):44236; Fulda et al, Nature Med., 2002, 8(8):808; Guo et al, Blood, 2002, 99(9):3419; Vucic et al, J. Biol. Chem., 2002, 277(14):12275; Yang et al, Cancer Res., 2003, 63(4):831).

Melanoma IAP (ML-IAP) is an IAP not detectable in most normal adult tissues but is strongly upregulated in melanoma (Vucic et al., (2000) Current Bio 10:1359-1366). Determination of protein structure demonstrated significant homology of the ML-IAP BIR and RING finger domains to corresponding domains present in human XIAP, C-IAP1 and C-IAP2. The BIR domain of ML-

IAP appears to have the most similarities to the BIR2 and BIR3 of XIAP, C-IAP1 and C-IAP2, and appears to be responsible for the inhibition of apoptosis, as determined by deletional analysis. Furthermore, Vucic et al., demonstrated that ML-IAP could inhibit chemotherapeutic agent induced apoptosis. Agents such as adriamycin and 4-tertiary butylphenol (4-TBP) were tested in a cell culture system of melanomas overexpressing ML-IAP and the chemotherapeutic agents were significantly less effective in killing the cells when compared to a normal melanocyte control. The mechanism by which ML-IAP produces an anti-apoptotic activity is in part through inhibition of caspase 3 and 9. ML-IAP did not effectively inhibit caspases 1, 2, 6, or 8.

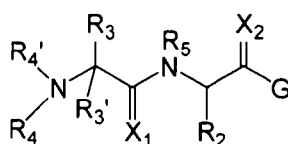
Since apoptosis is a strictly controlled pathway with multiple interacting factors, the discovery that IAPs themselves are regulated was not unusual. In the fruit fly *Drosophila*, the Reaper (*rpr*), Head Involution Defective (*hid*) and GRIM proteins physically interact with and inhibit the anti-apoptotic activity of the *Drosophila* family of IAPs. In the mammal, the proteins SMAC/DIABLO act to block the IAPs and allow apoptosis to proceed. It was shown that during normal apoptosis, SMAC is processed into an active form and is released from the mitochondria into the cytoplasm where it physically binds to IAPs and prevents the IAP from binding to a caspase. This inhibition of the IAP allows the caspase to remain active and thus proceed with apoptosis. Interestingly, sequence homology between the IAP inhibitors shows that there is a four amino acid motif in the N-terminus of the processed, active proteins. This tetrapeptide appears to bind into a hydrophobic pocket in the BIR domain and disrupts the BIR domain binding to caspases (Chai et al., (2000) *Nature* 406:855-862, Liu et al., (2000) *Nature* 408:1004-1008, Wu et al., (2000) *Nature* 408 1008-1012).

SUMMARY OF THE INVENTION

In one aspect of the present invention there is provided novel inhibitors of IAP proteins having the general formula (I)



wherein U_1 and U_2 have the general formula (I)



i

wherein

X_1 and X_2 are each independently O or S;

R₂ is alkyl, a carbocycle, carbocyclalkyl, a heterocycle or heterocyclalkyl each optionally substituted with halogen, hydroxyl, oxo, thione, mercapto, carboxyl, alkyl, haloalkyl, alkoxy, alkylthio, sulfonyl, amino and nitro;

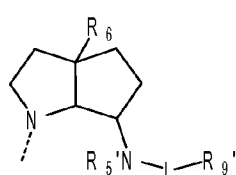
R₃ is H or alkyl optionally substituted with halogen or hydroxyl; or R₃ and R₄ together form a 3-6 heterocycle;

R₃' is H, or R₃ and R₃' together form a 3-6 carbocycle;

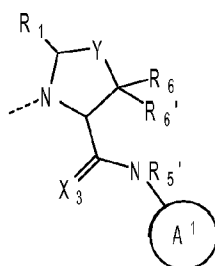
R₄ and R₄' are independently H, hydroxyl, amino, alkyl, carbocycle, carbocycloalkyl, carbocycloalkoxy, carbocycloalkyloxycarbonyl, heterocycle, heterocycloalkyl, heterocycloalkoxy or heterocycloalkyloxycarbonyl; wherein each alkyl, carbocycloalkyl, carbocycloalkoxy, carbocycloalkyloxycarbonyl, heterocycle, heterocycloalkyl, heterocycloalkoxy and heterocycloalkyloxycarbonyl is optionally substituted with halogen, hydroxyl, mercapto, carboxyl, alkyl, alkoxy, amino, imino and nitro; or R₄ and R₄' together form a heterocycle;

R₅ is H or alkyl;

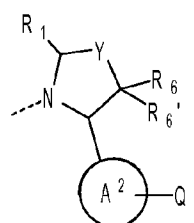
G is selected from the group consisting of IVa to IVe



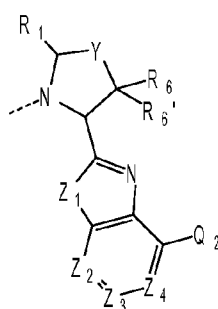
IV a



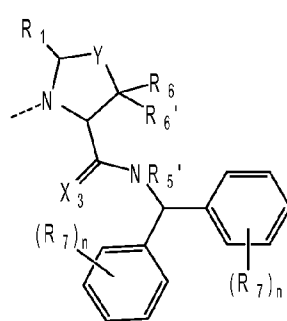
IV b



IV c



IV d



IV e

wherein

R₁ is H, OH or alkyl; or R₁ and R₂ together form a 5-8 member heterocycle;

R₅' is H or alkyl;

R₆, and R₆' are each independently H, alkyl, aryl or aralkyl;

R₇ is in each occurrence is independently H, cyano, hydroxyl, mercapto, halogen, nitro, carboxyl, amidino, guanidino, alkyl, a carbocycle, a heterocycle or -U-V; wherein U is -O-, -S-, -S(O)-, S(O)₂-, -N(R₈)-, -C(O)-, -C(O)-NR₈-, -NR₈-C(O)-, -SO₂-NR₈-, -NR₈-SO₂-, -NR₈-C(O)-NR₈-, -NR₈-C(NH)-NR₈-, -NR₈-C(NH)-, -C(O)-O- or -O-C(O)- and V is alkyl, a carbocycle or a heterocycle; and wherein one or more CH₂ or CH groups of an alkyl is optionally replaced with -O-, -S-, -S(O)-, S(O)₂-, -N(R₈)-, -C(O)-, -C(O)-NR₈-, -NR₈-C(O)-, -SO₂-NR₈-, -NR₈-SO₂-, -NR₈-C(O)-NR₈-, -C(O)-O- or -O-C(O)-; and an alkyl, carbocycle and heterocycle is optionally substituted with hydroxyl, alkoxy, acyl, halogen, mercapto, oxo, carboxyl, acyl, halo-substituted alkyl, amino, cyano nitro, amidino, guanidino an optionally substituted carbocycle or an optionally substituted heterocycle;

R₉' is Q₁ or Q₂;

A¹ is a 5-member heterocycle comprising 1 to 4 heteroatoms optionally substituted with amino, hydroxyl, mercapto, halogen, carboxyl, amidino, guanidino, alkyl, alkoxy, aryl, aryloxy, acyl, acyloxy, acylamino, alkoxy-carbonylamino, cycloalkyl, alkylthio, alkylsulfinyl, alkylsulfonyl, aminosulfonyl, alkylaminosulfonyl, alkylsulfonylamino or a heterocycle; wherein each alkyl, alkoxy, aryl, aryloxy, acyl, acyloxy, acylamino, cycloalkyl and heterocycle substitution is optionally substituted with hydroxyl, halogen, mercapto, carboxyl, alkyl, alkoxy, haloalkyl, amino, nitro, cyano, cycloalkyl, aryl or a heterocycle;

A² is a 5-member aromatic heterocycle incorporating 1 to 4 heteroatoms N, O or S and is optionally substituted with one or more R₇ and R₈ groups;

L is a bond, -C(X₃)-, -C(X₃)NR₁₂ or -C(X₃)O- wherein X₃ is O or S and R₁₂ is H or R₁;

Q₁ and Q₂ are independently H, alkyl, a carbocycle, a heterocycle; wherein one or more CH₂ or CH groups of an alkyl is optionally replaced with -O-, -S-, -S(O)-, S(O)₂-, -N(R₈)-, -C(O)-, -C(O)-NR₈-, -NR₈-C(O)-, -SO₂-NR₈-, -NR₈-SO₂-, -NR₈-C(O)-NR₈-, -NR₈-C(NH)-NR₈-, -NR₈-C(NH)-, -C(O)-O- or -O-C(O)-; and wherein any of the foregoing alkyl, carbocycle and heterocycle is optionally substituted with one or more hydroxyl, alkoxy, acyl, halogen, mercapto, oxo, carboxyl, acyl, halo-substituted alkyl, amino, cyano nitro, amidino, guanidino an optionally substituted carbocycle or an optionally substituted heterocycle.

X₃ is O or S;

Y is a bond, (CR₇R₇)_n, O or S; wherein n' is 1 or 2 and R₇ is H, halogen, alkyl, aryl, aralkyl, amino, arylamino, alkylamino, aralkylamino, alkoxy, aryloxy or aralkyloxy;

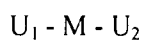
Z₁ is NR₈, O, S, SO or SO₂;

Z₂, Z₃ and Z₄ are independently CQ₂ or N; and

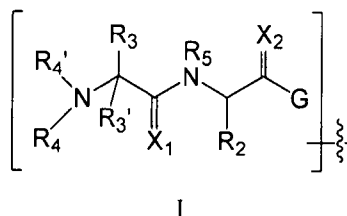
M is a linking group covalently joining U₁ and U₂; and

n in each occurrence is independently 0 to 4.

In one specific embodiment, there is provided a compound having the formula



wherein U_1 and U_2 each have the general formula (I)



wherein

X_1 and X_2 are each independently O or S;

R_2 is alkyl, a carbocycle, carbocyclylalkyl, a heterocycle or heterocyclylalkyl, each optionally substituted with halogen, hydroxyl, oxo, thione, mercapto, carboxyl, alkyl, haloalkyl, alkoxy, alkylthio, sulfonyl, amino, acetyl, hydroxyacetyl, methoxyacetyl or nitro;

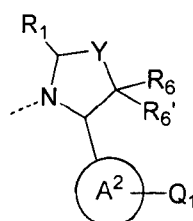
R_3 is H or alkyl, wherein said alkyl is optionally substituted with one or more halogen or hydroxyl;

R_3' is H, or R_3 and R_3' together form a 3-6 member carbocycle;

R_4 and R_4' are independently H, hydroxyl, amino, alkyl, carbocycle, carbocycloalkyl, carbocycloalkyloxy, carbocycloalkyloxycarbonyl, heterocycle, heterocycloalkyl, heterocycloalkyloxy or heterocycloalkyloxycarbonyl; wherein each alkyl, carbocycloalkyl, carbocycloalkyloxy, carbocycloalkyloxycarbonyl, heterocycle, heterocycloalkyl, heterocycloalkyloxy or heterocycloalkyloxycarbonyl is optionally substituted with halogen, hydroxyl, mercapto, carboxyl, alkyl, alkoxy, amino, imino or nitro; or R_4 and R_4' together form a heterocycle;

R_5 is H or alkyl;

G is IVc:



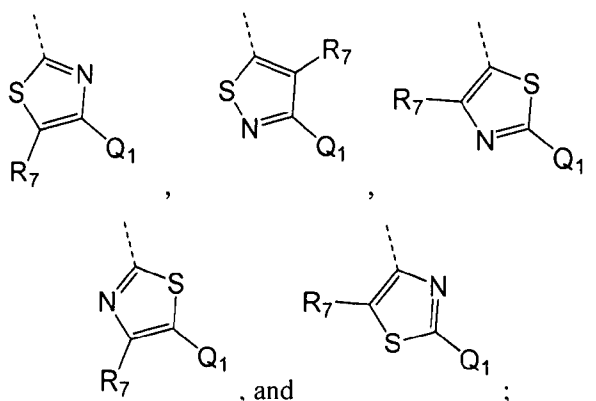
IVc

wherein

R_1 is H, OH or alkyl; or R_1 and R_2 together form a 5-8 member heterocycle;

R_6 and R_6' are each independently H, alkyl, aryl or aralkyl;

ring A^2 and Q_1 taken together are selected from the group consisting of:



wherein R_7 is H, cyano, hydroxyl, mercapto, halogen, nitro, carboxyl,

amidino, guanidino, alkyl, a carbocycle, a heterocycle or -U-V; wherein U is -O-, -S-,

-S(O)-, -S(O)₂-, -N(R_8)-, -C(O)-, -C(O)-NR₈-, -NR₈-C(O)-, -SO₂-NR₈-,

-NR₈-SO₂-, -NR₈-C(O)-NR₈-, -NR₈-C(NH)-NR₈-, -NR₈-C(NH)-, -C(O)-O-

or -O-C(O)-, and V is alkyl, a carbocycle or a heterocycle; and wherein one or more

CH₂ groups of an alkyl is optionally replaced with -O-, -S-, -S(O)-, S(O)₂-,

-N(R_8)-, -C(O)-, -C(O)-NR₈-, -NR₈-C(O)-, -SO₂-NR₈-, -NR₈-SO₂-, -NR₈-C(O)-NR₈-,

-C(O)-O- or -O-C(O)-; and said alkyl, carbocycle and heterocycle groups are

optionally substituted with hydroxyl, alkoxy, acyl, halogen, mercapto, oxo, carboxyl,

halo-substituted alkyl, amino, cyano, nitro, amidino, guanidino, an optionally

substituted carbocycle or an optionally substituted heterocycle;

each R_8 is independently H, alkyl, a carbocycle or a heterocycle; wherein one or more

CH₂ groups of said alkyl is optionally replaced with -O-, -S-, -S(O)-, S(O)₂- or -C(O)-;

and said alkyl, carbocycle and heterocycle is optionally substituted with hydroxyl,

alkoxy, acyl, halogen, mercapto, oxo (=O), carboxyl, halo-substituted alkyl, amino,

cyano, nitro, amidino, guanidino, an optionally substituted carbocycle or an

optionally substituted heterocycle;

Q_1 is H, alkyl, a carbocycle or a heterocycle; wherein one or more CH₂ groups of the

alkyl is optionally replaced with -O-, -S-, -S(O)-, S(O)₂-, -N(R_8)-, -C(O)-, -C(O)-

NR₈-, -NR₈-C(O)-, -SO₂-NR₈-, -NR₈-SO₂-, -NR₈-C(O)-NR₈-, -NR₈-C(NH)-NR₈-

, -NR₈-C(NH)-, -C(O)-O- or -O-C(O)-; and wherein any foregoing alkyl, carbocycle

5

and heterocycle groups are optionally substituted with one or more alkyl, hydroxyl, alkoxy, acyl, halogen, mercapto, oxo, carboxyl, halo-substituted alkyl, amino, cyanonitro, amidino, guanidino, an optionally substituted carbocycle or an optionally substituted heterocycle; and

Y is a bond, $(CR_{10}R_{10})_{n'}$, O or S; wherein n' is 1 or 2, and each R_{10} is independently H, halogen, alkyl, aryl, aralkyl, amino, arylamino, alkylamino, aralkylamino, alkoxy, aryloxy or aralkyloxy; and

M is a linking group covalently joining U_1 and U_2 ;

or a pharmaceutically acceptable salt thereof.

10

In another aspect of the invention, there are provided compositions comprising compounds of formula I and a carrier, diluent or excipient.

5 In another aspect of the invention, there is provided a method of inducing apoptosis in a cell comprising introducing into said cell a compound of formula I.

In another aspect of the invention, there is provided a method of sensitizing a cell to an apoptotic signal comprising introducing into said cell a compound of formula I.

10 In another aspect of the invention, there is provided a method for inhibiting the binding of an IAP protein to a caspase protein comprising contacting said IAP protein with a compound of formula I.

15 In another aspect of the invention, there is provided a method for treating a disease or condition associated with the overexpression of an IAP protein in a mammal, comprising administering to said mammal an effective amount of a compound of formula I.

DETAILED DESCRIPTION OF THE PREFERRED EMBODIMENTS

20

“Acyl” means a carbonyl containing substituent represented by the formula -C(O)-R in which R is H, alkyl, a carbocycle, a heterocycle, carbocycle-substituted alkyl or heterocycle-substituted alkyl wherein the alkyl, alkoxy, carbocycle and heterocycle are as defined herein. Acyl groups
25 include alkanoyl (e.g. acetyl), aroyl (e.g. benzoyl), and heteroaroyl.

“Alkyl” means a branched or unbranched, saturated or unsaturated (i.e. alkenyl, alkynyl) aliphatic hydrocarbon group, having up to 12 carbon atoms unless otherwise specified. When used as part of another term, for example “alkylamino”, the alkyl portion may be a saturated hydrocarbon chain, however also includes unsaturated hydrocarbon carbon chains such as
30 “alkenylamino” and “alkynylamino. Examples of particular alkyl groups are methyl, ethyl, n-propyl, isopropyl, n-butyl, iso-butyl, sec-butyl, tert-butyl, n-pentyl, 2-methylbutyl, 2,2-dimethylpropyl, n-hexyl, 2-methylpentyl, 2,2-dimethylbutyl, n-heptyl, 3-heptyl, 2-methylhexyl,

6d

and the like. The terms “lower alkyl” “C₁-C₄ alkyl” and “alkyl of 1 to 4 carbon atoms” are synonymous and used interchangeably to mean methyl, ethyl, 1-propyl, isopropyl, cyclopropyl, 1-butyl, sec-butyl or t-butyl. Unless specified, substituted, alkyl groups may contain one, for example two, three or four substituents which may be the same or different. Examples of substituents are, unless otherwise defined,

halogen, amino, hydroxyl, protected hydroxyl, mercapto, carboxy, alkoxy, nitro, cyano, amidino, guanidino, urea, sulfonyl, sulfinyl, aminosulfonyl, alkylsulfonylamino, arylsulfonylamino, aminocarbonyl, acylamino, alkoxy, acyl, acyloxy, a carbocycle, a heterocycle. Examples of the above substituted alkyl groups include, but are not limited to; cyanomethyl, nitromethyl, 5 hydroxymethyl, trityloxymethyl, propionyloxymethyl, aminomethyl, carboxymethyl, carboxyethyl, carboxypropyl, alkyloxycarbonylmethyl, allyloxycarbonylaminomethyl, carbamoyloxymethyl, methoxymethyl, ethoxymethyl, t-butoxymethyl, acetoxymethyl, chloromethyl, bromomethyl, iodomethyl, trifluoromethyl, 6-hydroxyhexyl, 2,4-dichloro(n-butyl), 2-amino(iso-propyl), 2-carbamoyloxyethyl and the like. The alkyl group may also be substituted with a carbocycle group. 10 Examples include cyclopropylmethyl, cyclobutylmethyl, cyclopentylmethyl, and cyclohexylmethyl groups, as well as the corresponding -ethyl, -propyl, -butyl, -pentyl, -hexyl groups, etc. Substituted alkyls include substituted methyls e.g. a methyl group substituted by the same substituents as the "substituted C_n-C_m alkyl" group. Examples of the substituted methyl group include groups such as hydroxymethyl, protected hydroxymethyl (e.g. 15 tetrahydropyranyloxymethyl), acetoxymethyl, carbamoyloxymethyl, trifluoromethyl, chloromethyl, carboxymethyl, bromomethyl and iodomethyl.

"Amidine" means the group -C(NH)-NHR in which R is H, alkyl, a carbocycle, a heterocycle, carbocycle-substituted alkyl or heterocycle-substituted alkyl wherein the alkyl, alkoxy, 20 carbocycle and heterocycle are as defined herein. A particular amidine is the group -NH-C(NH)-NH₂.

"Amino" means primary (i.e. -NH₂), secondary (i.e. -NRH) and tertiary (i.e. -NRR) amines in which R is H, alkyl, a carbocycle, a heterocycle, carbocycle-substituted alkyl or heterocycle-substituted alkyl wherein the alkyl, alkoxy, carbocycle and heterocycle are as defined herein. 25 Particular secondary and tertiary amines are alkylamine, dialkylamine, arylamine, diarylamine, aralkylamine and diaralkylamine wherein the alkyl is as herein defined and optionally substituted. Particular secondary and tertiary amines are methylamine, ethylamine, propylamine, isopropylamine, phenylamine, benzylamine dimethylamine, diethylamine, dipropylamine and 30 disopropylamine.

"Amino-protecting group" as used herein refers to a derivative of the groups commonly employed to block or protect an amino group while reactions are carried out on other functional groups on the compound. Examples of such protecting groups include carbamates, amides, alkyl and aryl 35 groups, imines, as well as many N-heteroatom derivatives which can be removed to regenerate the desired amine group. Particular amino protecting groups are Boc, Fmoc and Cbz. Further

examples of these groups are found in T. W. Greene and P. G. M. Wuts, "Protective Groups in Organic Synthesis", 2nd ed., John Wiley & Sons, Inc., New York, NY, 1991, chapter 7; E. Haslam, "Protective Groups in Organic Chemistry", J. G. W. McOmie, Ed., Plenum Press, New York, NY, 1973, Chapter 5, and T.W. Greene, "Protective Groups in Organic Synthesis", John Wiley and Sons, New York, NY, 1981. The term "protected amino" refers to an amino group substituted with one of the above amino-protecting groups.

"Aryl" when used alone or as part of another term means a carbocyclic aromatic group whether or not fused having the number of carbon atoms designated or if no number is designated, up to 14 carbon atoms. Particular aryl groups are phenyl, naphthyl, biphenyl, phenanthrenyl, naphthacenyl, and the like (see e.g. *Lang's Handbook of Chemistry* (Dean, J. A., ed) 13th ed. Table 7-2 [1985]). A particular aryl is phenyl. Substituted phenyl or substituted aryl means a phenyl group or aryl group substituted with one, two, three, four or five, for example 1-2, 1-3 or 1-4 substituents chosen, unless otherwise specified, from halogen (F, Cl, Br, I), hydroxy, protected hydroxy, cyano, nitro, alkyl (for example C₁-C₆ alkyl), alkoxy (for example C₁-C₆ alkoxy), benzyloxy, carboxy, protected carboxy, carboxymethyl, protected carboxymethyl, hydroxymethyl, protected hydroxymethyl, aminomethyl, protected aminomethyl, trifluoromethyl, alkylsulfonylamino, alkylsulfonylaminoalkyl, arylsulfonylamino, arylsulfonylaminoalkyl, heterocyclysulfonylamino, heterocyclysulfonylaminoalkyl, heterocyclyl, aryl, or other groups specified. One or more methyne (CH) and/or methylene (CH₂) groups in these substituents may in turn be substituted with a similar group as those denoted above. Examples of the term "substituted phenyl" includes but is not limited to a mono- or di(halo)phenyl group such as 2-chlorophenyl, 2-bromophenyl, 4-chlorophenyl, 2,6-dichlorophenyl, 2,5-dichlorophenyl, 3,4-dichlorophenyl, 3-chlorophenyl, 3-bromophenyl, 4-bromophenyl, 3,4-dibromophenyl, 3-chloro-4-fluorophenyl, 2-fluorophenyl and the like; a mono- or di(hydroxy)phenyl group such as 4-hydroxyphenyl, 3-hydroxyphenyl, 2,4-dihydroxyphenyl, the protected-hydroxy derivatives thereof and the like; a nitrophenyl group such as 3- or 4-nitrophenyl; a cyanophenyl group, for example, 4-cyanophenyl; a mono- or di(lower alkyl)phenyl group such as 4-methylphenyl, 2,4-dimethylphenyl, 2-methylphenyl, 4-(iso-propyl)phenyl, 4-ethylphenyl, 3-(n-propyl)phenyl and the like; a mono or di(alkoxy)phenyl group, for example, 3,4-dimethoxyphenyl, 3-methoxy-4-benzyloxyphenyl, 3-methoxy-4-(1-chloromethyl)benzyloxy-phenyl, 3-ethoxyphenyl, 4-(isopropoxy)phenyl, 4-(t-butoxy)phenyl, 3-ethoxy-4-methoxyphenyl and the like; 3- or 4-trifluoromethylphenyl; a mono- or dicarboxyphenyl or (protected carboxy)phenyl group such as 4-carboxyphenyl, ; a mono- or di(hydroxymethyl)phenyl or (protected hydroxymethyl)phenyl such as 3-(protected hydroxymethyl)phenyl or 3,4-di(hydroxymethyl)phenyl; a mono- or di(aminomethyl)phenyl or (protected aminomethyl)phenyl such as 2-(aminomethyl)phenyl or 2,4-

(protected aminomethyl)phenyl; or a mono- or di(N-(methylsulfonylamino))phenyl such as 3-(N-methylsulfonylamino))phenyl. Also, the term "substituted phenyl" represents disubstituted phenyl groups where the substituents are different, for example, 3-methyl-4-hydroxyphenyl, 3-chloro-4-hydroxyphenyl, 2-methoxy-4-bromophenyl, 4-ethyl-2-hydroxyphenyl, 3-hydroxy-4-nitrophenyl, 2-hydroxy-4-chlorophenyl, and the like, as well as trisubstituted phenyl groups where the substituents are different, for example 3-methoxy-4-benzyloxy-6-methylsulfonylamino, 3-methoxy-4-benzyloxy-6-phenyl sulfonylamino, and tetrasubstituted phenyl groups where the substituents are different such as 3-methoxy-4-benzyloxy-5-methyl-6-phenyl sulfonylamino. Particular substituted phenyl groups include the 2-chlorophenyl, 2-aminophenyl, 2-bromophenyl, 3-methoxyphenyl, 3-ethoxyphenyl, 4-benzyloxyphenyl, 4-methoxyphenyl, 3-ethoxy-4-benzyloxyphenyl, 3,4-diethoxyphenyl, 3-methoxy-4-benzyloxyphenyl, 3-methoxy-4-(1-chloromethyl)benzyloxyphenyl, 3-methoxy-4-(1-chloromethyl)benzyloxy-6-methyl sulfonylaminophenyl groups. Fused aryl rings may also be substituted with any, for example 1, 2 or 3, of the substituents specified herein in the same manner as substituted alkyl groups.

"Carbocyclyl", "carbocyclic", "carbocycle" and "carbocyclo" alone and when used as a moiety in a complex group such as a carbocycloalkyl group, refers to a mono-, bi-, or tricyclic aliphatic ring having 3 to 14 carbon atoms, for example 3 to 7 carbon atoms, which may be saturated or unsaturated, aromatic or non-aromatic. Particular saturated carbocyclic groups are cyclopropyl, cyclobutyl, cyclopentyl and cyclohexyl groups. A particular saturated carbocycle is cyclopropyl. Another particular saturated carbocycle is cyclohexyl. Particular unsaturated carbocycles are aromatic e.g. aryl groups as previously defined, for example phenyl. The terms "substituted carbocyclyl", "carbocycle" and "carbocyclo" mean these groups substituted by the same substituents as the "substituted alkyl" group.

"Carboxy-protecting group" as used herein refers to one of the ester derivatives of the carboxylic acid group commonly employed to block or protect the carboxylic acid group while reactions are carried out on other functional groups on the compound. Examples of such carboxylic acid protecting groups include 4-nitrobenzyl, 4-methoxybenzyl, 3,4-dimethoxybenzyl, 2,4-dimethoxybenzyl, 2,4,6-trimethoxybenzyl, 2,4,6-trimethylbenzyl, pentamethylbenzyl, 3,4-methylenedioxybenzyl, benzhydryl, 4,4'-dimethoxybenzhydryl, 2,2',4,4'-tetramethoxybenzhydryl, alkyl such as t-butyl or t-amyl, trityl, 4-methoxytrityl, 4,4'-dimethoxytrityl, 4,4',4''-trimethoxytrityl, 2-phenylprop-2-yl, trimethylsilyl, t-butyl dimethylsilyl, phenacyl, 2,2,2-trichloroethyl, beta-(trimethylsilyl)ethyl, beta-(di(n-butyl)methylsilyl)ethyl, p-toluenesulfonyl ethyl, 4-nitrobenzylsulfonyl ethyl, allyl, cinnamyl, 1-(trimethylsilylmethyl)prop-1-en-3-yl, and like moieties. The species of carboxy-protecting group employed is not critical so

long as the derivatized carboxylic acid is stable to the condition of subsequent reaction(s) on other positions of the molecule and can be removed at the appropriate point without disrupting the remainder of the molecule. In particular, it is important not to subject a carboxy-protected molecule to strong nucleophilic bases, such as lithium hydroxide or NaOH, or reductive conditions employing highly activated metal hydrides such as LiAlH₄. (Such harsh removal conditions are also to be avoided when removing amino-protecting groups and hydroxy-protecting groups, discussed below.) Particular carboxylic acid protecting groups are the alkyl (e.g. methyl, ethyl, t-butyl), allyl, benzyl and p-nitrobenzyl groups. Similar carboxy-protecting groups used in the cephalosporin, penicillin and peptide arts can also be used to protect a carboxy group substituents. Further examples of these groups are found in T. W. Greene and P. G. M. Wuts, "Protective Groups in Organic Synthesis", 2nd ed., John Wiley & Sons, Inc., New York, N.Y., 1991, chapter 5; E. Haslam, "Protective Groups in Organic Chemistry", J. G. W. McOmie, Ed., Plenum Press, New York, N.Y., 1973, Chapter 5, and T.W. Greene, "Protective Groups in Organic Synthesis", John Wiley and Sons, New York, NY, 1981, Chapter 5. The term "protected carboxy" refers to a carboxy group substituted with one of the above carboxy-protecting groups.

"Compounds" include salts and solvates (e.g. hydrates) thereof.

"Guanidine" means the group -NH-C(NH)-NHR in which R is H, alkyl, a carbocycle, a heterocycle, carbocycle-substituted alkyl or heterocycle-substituted alkyl wherein the alkyl, alkoxy, carbocycle and heterocycle are as defined herein. A particular guanidine is the group -NH-C(NH)-NH₂.

"Hydroxy-protecting group" as used herein refers to a derivative of the hydroxy group commonly employed to block or protect the hydroxy group while reactions are carried out on other functional groups on the compound. Examples of such protecting groups include tetrahydropyranyloxy, benzoyl, acetoxy, carbamoyloxy, benzyl, and silylethers (e.g. TBS, TBDPS) groups. Further examples of these groups are found in T. W. Greene and P. G. M. Wuts, "Protective Groups in Organic Synthesis", 2nd ed., John Wiley & Sons, Inc., New York, NY, 1991, chapters 2-3; E. Haslam, "Protective Groups in Organic Chemistry", J. G. W. McOmie, Ed., Plenum Press, New York, NY, 1973, Chapter 5, and T.W. Greene, "Protective Groups in Organic Synthesis", John Wiley and Sons, New York, NY, 1981. The term "protected hydroxy" refers to a hydroxy group substituted with one of the above hydroxy-protecting groups.

"Heterocyclic group", "heterocyclic", "heterocycle", "heterocyclyl", or "heterocyclo" alone and when used as a moiety in a complex group such as a heterocycloalkyl group, are used

interchangeably and refer to any mono-, bi-, or tricyclic, saturated or unsaturated, aromatic (heteroaryl) or non-aromatic ring having the number of atoms designated, generally from 5 to about 14 ring atoms, where the ring atoms are carbon and at least one heteroatom (nitrogen, sulfur or oxygen), for example 1 to 4 heteroatoms. Typically, a 5-membered ring has 0 to 2 double bonds and 6- or 7-membered ring has 0 to 3 double bonds and the nitrogen or sulfur heteroatoms may optionally be oxidized (e.g. SO, SO₂), and any nitrogen heteroatom may optionally be quaternized. Particular non-aromatic heterocycles are morpholinyl (morpholino), pyrrolidinyl, oxiranyl, oxetanyl, tetrahydrofuranyl, 2,3-dihydrofuranyl, 2H-pyranyl, tetrahydropyranyl, thiiranyl, thictanyl, tetrahydrothictanyl, aziridinyl, azetidiny, 1-methyl-2-pyrrolyl, piperazinyl and piperidinyl. A "heterocycloalkyl" group is a heterocycle group as defined above covalently bonded to an alkyl group as defined above. Particular 5-membered heterocycles containing a sulfur or oxygen atom and one to three nitrogen atoms are thiazolyl, in particular thiazol-2-yl and thiazol-2-yl N-oxide, thiadiazolyl, in particular 1,3,4-thiadiazol-5-yl and 1,2,4-thiadiazol-5-yl, oxazolyl, for example oxazol-2-yl, and oxadiazolyl, such as 1,3,4-oxadiazol-5-yl, and 1,2,4-oxadiazol-5-yl. Particular 5-membered ring heterocycles containing 2 to 4 nitrogen atoms include imidazolyl, such as imidazol-2-yl; triazolyl, such as 1,3,4-triazol-5-yl; 1,2,3-triazol-5-yl, 1,2,4-triazol-5-yl, and tetrazolyl, such as 1H-tetrazol-5-yl. Particular benzo-fused 5-membered heterocycles are benzoxazol-2-yl, benzthiazol-2-yl and benzimidazol-2-yl. Particular 6-membered heterocycles contain one to three nitrogen atoms and optionally a sulfur or oxygen atom, for example pyridyl, such as pyrid-2-yl, pyrid-3-yl, and pyrid-4-yl; pyrimidyl, such as pyrimid-2-yl and pyrimid-4-yl; triazinyl, such as 1,3,4-triazin-2-yl and 1,3,5-triazin-4-yl; pyridazinyl, in particular pyridazin-3-yl, and pyrazinyl. The pyridine N-oxides and pyridazine N-oxides and the pyridyl, pyrimid-2-yl, pyrimid-4-yl, pyridazinyl and the 1,3,4-triazin-2-yl groups, are a particular group. Substituents for "optionally substituted heterocycles", and further examples of the 5- and 6-membered ring systems discussed above can be found in W. Druckheimer *et al.*, U.S. Patent No. 4,278,793. In a particular embodiment, such optionally substituted heterocycle groups are substituted with hydroxyl, alkyl, alkoxy, acyl, halogen, mercapto, oxo, carboxyl, acyl, halo-substituted alkyl, amino, cyano, nitro, amidino and guanidino.

30

"Heteroaryl" alone and when used as a moiety in a complex group such as a heteroaralkyl group, refers to any mono-, bi-, or tricyclic aromatic ring system having the number of atoms designated where at least one ring is a 5-, 6- or 7-membered ring containing from one to four heteroatoms selected from the group nitrogen, oxygen, and sulfur, and in a particular embodiment at least one heteroatom is nitrogen (*Lang's Handbook of Chemistry, supra*). Included in the definition are any bicyclic groups where any of the above heteroaryl rings are fused to a benzene ring. Particular

35

heteroaryls incorporate a nitrogen or oxygen heteroatom. The following ring systems are examples of the heteroaryl (whether substituted or unsubstituted) groups denoted by the term “heteroaryl”: thienyl, furyl, imidazolyl, pyrazolyl, thiazolyl, isothiazolyl, oxazolyl, isoxazolyl, triazolyl, thiadiazolyl, oxadiazolyl, tetrazolyl, thiatriazolyl, oxatriazolyl, pyridyl, pyrimidyl, 5 pyrazinyl, pyridazinyl, thiazinyl, oxazinyl, triazinyl, thiadiazinyl, oxadiazinyl, dithiazinyl, dioxazinyl, oxathiazinyl, tetrazinyl, thiatriazinyl, oxatriazinyl, dithiadiazinyl, imidazoliny, dihydropyrimidyl, tetrahydropyrimidyl, tetrazolo[1,5-b]pyridazinyl and purinyl, as well as benzo-fused derivatives, for example benzoxazolyl, benzofuryl, benzothiazolyl, benzothiadiazolyl, benzotriazolyl, benzoimidazolyl and indolyl. A particular “heteroaryl” is: 1,3-thiazol-2-yl, 4-10 (carboxymethyl)-5-methyl-1,3-thiazol-2-yl, 4-(carboxymethyl)-5-methyl-1,3-thiazol-2-yl sodium salt, 1,2,4-thiadiazol-5-yl, 3-methyl-1,2,4-thiadiazol-5-yl, 1,3,4-triazol-5-yl, 2-methyl-1,3,4-triazol-5-yl, 2-hydroxy-1,3,4-triazol-5-yl, 2-carboxy-4-methyl-1,3,4-triazol-5-yl sodium salt, 2-carboxy-4-methyl-1,3,4-triazol-5-yl, 1,3-oxazol-2-yl, 1,3,4-oxadiazol-5-yl, 2-methyl-1,3,4-oxadiazol-5-yl, 2-(hydroxymethyl)-1,3,4-oxadiazol-5-yl, 1,2,4-oxadiazol-5-yl, 1,3,4-thiadiazol-5-yl, 2-thiol-1,3,4-thiadiazol-5-yl, 2-(methylthio)-1,3,4-thiadiazol-5-yl, 2-amino-1,3,4-thiadiazol-5-yl, 15 1H-tetrazol-5-yl, 1-methyl-1H-tetrazol-5-yl, 1-(1-(dimethylamino)eth-2-yl)-1H-tetrazol-5-yl, 1-(carboxymethyl)-1H-tetrazol-5-yl, 1-(carboxymethyl)-1H-tetrazol-5-yl sodium salt, 1-(methylsulfonic acid)-1H-tetrazol-5-yl, 1-(methylsulfonic acid)-1H-tetrazol-5-yl sodium salt, 2-methyl-1H-tetrazol-5-yl, 1,2,3-triazol-5-yl, 1-methyl-1,2,3-triazol-5-yl, 2-methyl-1,2,3-triazol-5-yl, 20 4-methyl-1,2,3-triazol-5-yl, pyrid-2-yl N-oxide, 6-methoxy-2-(n-oxide)-pyridaz-3-yl, 6-hydroxypyridaz-3-yl, 1-methylpyrid-2-yl, 1-methylpyrid-4-yl, 2-hydroxypyrimid-4-yl, 1,4,5,6-tetrahydro-5,6-dioxo-4-methyl-as-triazin-3-yl, 1,4,5,6-tetrahydro-4-(formylmethyl)-5,6-dioxo-as-triazin-3-yl, 2,5-dihydro-5-oxo-6-hydroxy-as-triazin-3-yl, 2,5-dihydro-5-oxo-6-hydroxy-as-triazin-3-yl sodium salt, 2,5-dihydro-5-oxo-6-hydroxy-2-methyl-as-triazin-3-yl sodium salt, 2,5-dihydro-5-oxo-6-hydroxy-2-methyl-as-triazin-3-yl, 25 2,5-dihydro-5-oxo-6-methoxy-2-methyl-as-triazin-3-yl, 2,5-dihydro-5-oxo-as-triazin-3-yl, 2,5-dihydro-5-oxo-2-methyl-as-triazin-3-yl, 2,5-dihydro-5-oxo-2,6-dimethyl-as-triazin-3-yl, tetrazolo[1,5-b]pyridazin-6-yl and 8-aminotetrazolo[1,5-b]-pyridazin-6-yl. An alternative group of “heteroaryl” includes; 4-(carboxymethyl)-5-methyl-1,3-thiazol-2-yl, 4-(carboxymethyl)-5-methyl-1,3-thiazol-2-yl sodium salt, 1,3,4-triazol-5-yl, 2-methyl-1,3,4-triazol-5-yl, 1H-tetrazol-5-yl, 1-methyl-1H-tetrazol-5-yl, 1-(1-(dimethylamino)eth-2-yl)-1H-tetrazol-5-yl, 1-(carboxymethyl)-1H-tetrazol-5-yl, 1-(carboxymethyl)-1H-tetrazol-5-yl sodium salt, 1-(methylsulfonic acid)-1H-tetrazol-5-yl, 1-(methylsulfonic acid)-1H-tetrazol-5-yl sodium salt, 1,2,3-triazol-5-yl, 1,4,5,6-tetrahydro-5,6-dioxo-4-methyl-as-triazin-3-yl, 1,4,5,6-tetrahydro-4-(2-formylmethyl)-5,6-dioxo-as-triazin-3-yl, 2,5-dihydro-5-oxo-6-hydroxy-2-methyl-as-triazin-3-yl sodium salt, 2,5-dihydro-5-oxo-6-hydroxy-2-methyl-as-triazin-3-yl, tetrazolo[1,5-

b]pyridazin-6-yl, and 8-aminotetrazolo[1,5-b]pyridazin-6-yl. Heteroaryl groups are optionally substituted as described for heterocycles.

5 “Inhibitor” means a compound which reduces or prevents the binding of IAP proteins to caspase proteins or which reduces or prevents the inhibition of apoptosis by an IAP protein. Alternatively, “inhibitor” means a compound which prevents the binding interaction of X-IAP with caspases or the binding interaction of ML-IAP with SMAC.

10 “Optionally substituted” unless otherwise specified means that a group may be unsubstituted or substituted by one or more (e.g. 0, 1, 2, 3 or 4) of the substituents listed for that group in which said substituents may be the same or different. In an embodiment an optionally substituted group has 1 substituent. In another embodiment an optionally substituted group has 2 substituents. In another embodiment an optionally substituted group has 3 substituents.

15 “Pharmaceutically acceptable salts” include both acid and base addition salts. “Pharmaceutically acceptable acid addition salt” refers to those salts which retain the biological effectiveness and properties of the free bases and which are not biologically or otherwise undesirable, formed with inorganic acids such as hydrochloric acid, hydrobromic acid, sulfuric acid, nitric acid, carbonic acid, phosphoric acid and the like, and organic acids may be selected from aliphatic, 20 cycloaliphatic, aromatic, araliphatic, heterocyclic, carboxylic, and sulfonic classes of organic acids such as formic acid, acetic acid, propionic acid, glycolic acid, gluconic acid, lactic acid, pyruvic acid, oxalic acid, malic acid, maleic acid, malonic acid, succinic acid, fumaric acid, tartaric acid, citric acid, aspartic acid, ascorbic acid, glutamic acid, anthranilic acid, benzoic acid, cinnamic acid, mandelic acid, embonic acid, phenylacetic acid, methanesulfonic acid, 25 ethanesulfonic acid, p-toluenesulfonic acid, salicylic acid and the like.

“Pharmaceutically acceptable base addition salts” include those derived from inorganic bases such as sodium, potassium, lithium, ammonium, calcium, magnesium, iron, zinc, copper, manganese, aluminum salts and the like. Particularly base addition salts are the ammonium, 30 potassium, sodium, calcium and magnesium salts. Salts derived from pharmaceutically acceptable organic nontoxic bases includes salts of primary, secondary, and tertiary amines, substituted amines including naturally occurring substituted amines, cyclic amines and basic ion exchange resins, such as isopropylamine, trimethylamine, diethylamine, triethylamine, tripropylamine, ethanolamine, 2-diethylaminoethanol, trimethylamine, dicyclohexylamine, lysine, 35 arginine, histidine, caffeine, procaine, hydrabamine, choline, betaine, ethylenediamine, glucosamine, methylglucamine, theobromine, purines, piperazine, piperidine, N-ethylpiperidine,

polyamine resins and the like. Particularly organic non-toxic bases are isopropylamine, diethylamine, ethanolamine, trimethamine, dicyclohexylamine, choline, and caffeine.

“Sulfonyl” means a $-\text{SO}_2\text{-R}$ group in which R is H, alkyl, a carbocycle, a heterocycle, carbocycle-substituted alkyl or heterocycle-substituted alkyl wherein the alkyl, alkoxy, carbocycle and heterocycle are as defined herein. Particular sulfonyl groups are alkylsulfonyl (i.e. $-\text{SO}_2\text{-alkyl}$), for example methylsulfonyl; arylsulfonyl, for example phenylsulfonyl; aralkylsulfonyl, for example benzylsulfonyl.

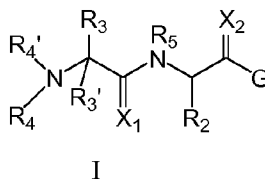
10

The present invention provides novel compounds having the general formula



wherein M is a linking group covalently joining U_1 and U_2 .

15 U_1 and U_2 have the general formula (I)



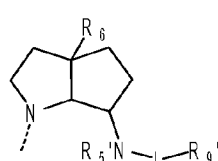
M is a linking group covalently joining U_1 and U_2 . In a particular embodiment M is a linking group covalently joining R_2 , R_3 , R_4 , R_5 or G of U_1 to R_2 , R_3 , R_4 , R_5 or G of U_2 . In a particular embodiment M covalently joins G of U_1 to G of U_2 . In a particular embodiment M is a linking group covalently joining R_2 of U_1 to R_2 of U_2 .

In a particular embodiment M is alkylene optionally substituted with alkyl and hydroxyl and wherein one or more non-adjacent methylene groups is optionally replaced with $-\text{O}-$ or $-\text{NH}-$. In a particular embodiment said alkylene is unsaturated or partially unsaturated. In a particular embodiment M is $-\text{CH}_2\text{-[C}\equiv\text{C]}_{0-4}\text{-CH}_2-$. In a particular embodiment M is $-\text{CH}_2\text{-C}\equiv\text{C-CH}_2-$.

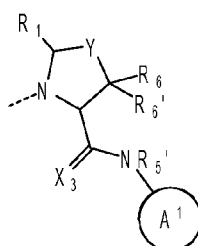
In a particular embodiment M is $-(\text{CR}_{10}\text{R}_{11})_{1-14}-$ wherein R_{10} and R_{11} are independently alkyl or hydroxyl. In a particular embodiment R_{10} and R_{11} are both methyl. In a particular embodiment one of R_{10} and R_{11} is hydroxyl. In a particular embodiment M is $-(\text{CH}_2)_{1-6}\text{-(CHOH)-(CH}_2)_{1-6}-$. In a particular embodiment M is $-(\text{CH}_2)_{1-6}\text{-(C(CH}_3)_2)\text{-(CH}_2)_{1-6}-$. In a particular embodiment M is $-(\text{CH}_2)_{1-14}-$, for example $-(\text{CH}_2)_{2-12}-$, $-(\text{CH}_2)_{4-8}-$, $-(\text{CH}_2)_{4-6}-$, $-(\text{CH}_2)_1-$, $-(\text{CH}_2)_2-$, $-(\text{CH}_2)_3-$, $-(\text{CH}_2)_4-$, $-(\text{CH}_2)_5-$, $-(\text{CH}_2)_6-$, $-(\text{CH}_2)_7-$, $-(\text{CH}_2)_8-$, $-(\text{CH}_2)_9-$, $-(\text{CH}_2)_{10}-$, $-(\text{CH}_2)_{11}-$ and $-(\text{CH}_2)_{12}-$.

In a particular embodiment M is $-(CH_2)_q[(CH_2)_r-O]_s-(CH_2)_t-$ wherein q is 1-2, r is 1-4, s is 0-8 and t is 1-4. In a particular embodiment M is $-(CH_2)_{1-4}-[O-(CH_2)_{1-4}]_{1-8}-(CH_2)_{0-4}-$. In a particular embodiment M is $-(CH_2)_3-[O-(CH_2)_2]_3-CH_2-$. In a particular embodiment M is $-(CH_2)_2-[O-(CH_2)_2]_2-$. In a particular embodiment M is $-(CH_2)_{1-4}-[NH-(CH_2)_{1-4}]_{1-8}-(CH_2)_{0-4}-$. In a particular embodiment M is $-(CH_2)_3-[NH-(CH_2)_2]-CH_2-$.

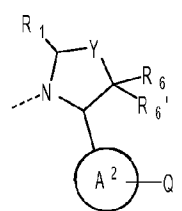
G is selected from the group consisting of IVa to IVe:



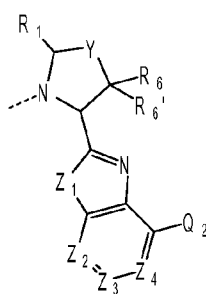
IV a



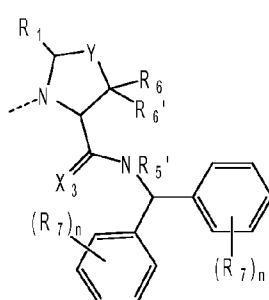
IV b



IV c



IV d

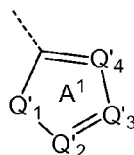


IV e

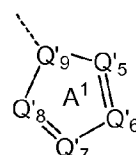
and A^1 , A^2 , L, Q_1 , Q_2 , X_3 , Y, Z_1 , Z_2 , Z_3 , Z_4 , R_1 , R_5' , R_6 , R_6' , R_7 , R_9' and n are as described herein. In a particular embodiment G is IVa. In a particular embodiment G is IVb. In a particular embodiment G is IVc. In a particular embodiment G is IVd. In a particular embodiment G is IVe.

A^1 is a 5-member heterocycle comprising 1 to 4 heteroatoms optionally substituted with amino, hydroxyl, mercapto, halogen, carboxyl, amidino, guanidino, alkyl, alkoxy, aryl, aryloxy, acyl, acyloxy, acylamino, alkoxycarbonylamino, cycloalkyl, alkylthio, alkylsulfinyl, alkylsulfonyl, aminosulfonyl, alkylaminosulfonyl, alkylsulfonylamino or a heterocycle; wherein each alkyl, alkoxy, aryl, aryloxy, acyl, acyloxy, acylamino, cycloalkyl and heterocycle substitution is optionally substituted with hydroxyl, halogen, mercapto, carboxyl, alkyl, alkoxy, haloalkyl, amino, nitro, cyano, cycloalkyl, aryl or a heterocycle. In an embodiment, the 5-member heterocycle ring

A¹ groups are optionally substituted with amino, hydroxyl, mercapto, halogen, carboxyl, amidino, guanidino, alkyl, alkoxy, aryl, aryloxy, acyl, acyloxy, acylamino, cycloalkyl or a heterocycle; wherein each alkyl, alkoxy, aryl, aryloxy, acyl, acyloxy, acylamino, cycloalkyl and heterocycle substitution is optionally substituted with hydroxyl, halogen, mercapto, carboxyl, alkyl, haloalkyl, amino, nitro, cycloalkyl, aryl or a heterocycle. In a particular embodiment ring A¹ is aromatic. In a particular embodiment ring A¹ has the formula IIa or IIb:



IIa



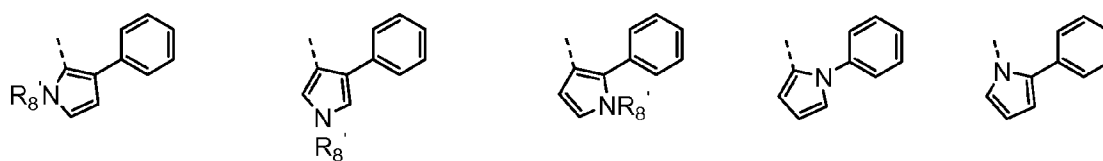
IIb

wherein Q'₁ is NR₉, O or S; Q'₂, Q'₃, Q'₄, Q'₅, Q'₆, Q'₇, and Q'₈ are independently CR₉ or N; wherein R₉ is H, amino, hydroxyl, mercapto, halogen, carboxyl, amidino, guanidino, alkyl, alkoxy, aryl, aryloxy, acyl, acyloxy, acylamino, cycloalkyl or a heterocycle; wherein each alkyl, alkoxy, aryl, aryloxy, acyl, acyloxy, acylamino, cycloalkyl and heterocycle substitution is optionally substituted with hydroxyl, halogen, mercapto, carboxyl, alkyl, haloalkyl, amino, nitro, cycloalkyl, aryl or a heterocycle; R₈ is H, alkyl, acyl, aryl, cycloalkyl or a heterocycle; wherein each alkyl, aryl, cycloalkyl and heterocycle is optionally substituted with hydroxyl, halogen, mercapto, carboxyl, alkyl, haloalkyl, amino, nitro, cycloalkyl, aryl or a heterocycle; and Q'₉ is CH or N. In a particular embodiment, ring A¹ is a group of formula IIa. In a particular embodiment ring A¹ is a group of formula IIa wherein Q'₄ is CR₉ wherein R₉ is aryl or heteroaryl optionally substituted as described above. In a particular embodiment ring A¹ is a group of formula IIa wherein Q'₄ is CR₉ and R₉ is phenyl. In a particular embodiment, ring A¹ is a group of formula IIa wherein Q'₄ is CR₉ and R₉ is phenyl and Q'₃ is CH or CF. In another embodiment, ring A¹ is a group of formula IIa wherein Q'₄ is CR₉ and R₉ is pyridin-2-yl. In another embodiment, ring A¹ is a group of formula IIa wherein Q'₄ is CR₉, R₉ is pyridin-2-yl and Q'₃ is C-Me.

25

In another embodiment, ring A¹ according to IIa or IIb is a pyrrole ring optionally substituted with alkyl, aryl, aralkyl, cycloalkyl, cycloalkylalkyl, a heterocycle or a heterocycle-alkyl optionally substituted with halogen hydroxyl, mercapto, carboxyl, alkyl, haloalkyl, amino, nitro, aryl or heteroaryl. In an embodiment ring A¹ is substituted with an aryl or heteroaryl group. In a particular embodiment, ring A¹ is selected from the group consisting of:

30

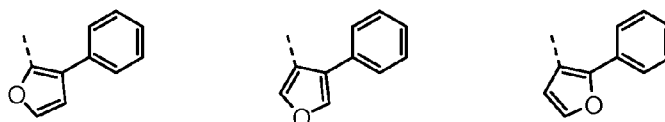


wherein R_8' is H, alkyl (for example methyl, ethyl or propyl) or acyl (for example acetyl).

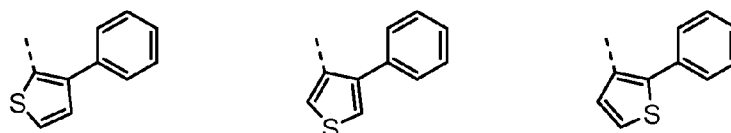
In a particular embodiment R_8' is H.

- 5 In another embodiment ring A^1 is furan optionally substituted with alkyl, aryl, aralkyl, cycloalkyl, cycloalkylalkyl, a heterocycle or a heterocycle-alkyl optionally substituted with halogen hydroxyl, mercapto, carboxyl, alkyl, haloalkyl, amino, nitro, aryl or heteroaryl. In an embodiment ring A^1 is substituted with an aryl or heteroaryl group. In a particular embodiment, ring A^1 is selected from the group consisting of:

10

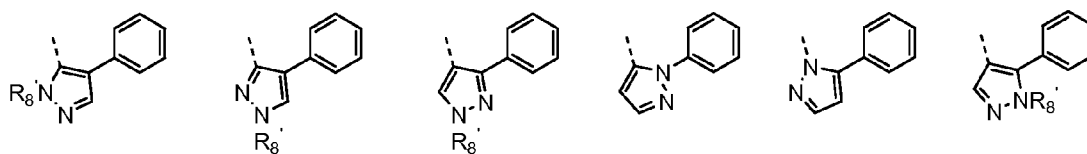


In another embodiment ring A^1 is thiophene optionally substituted with alkyl, aryl, aralkyl, cycloalkyl, cycloalkylalkyl, a heterocycle or a heterocycle-alkyl optionally substituted with
 15 halogen hydroxyl, mercapto, carboxyl, alkyl, haloalkyl, amino, nitro, aryl or heteroaryl. In an embodiment ring A^1 is substituted with an aryl or heteroaryl group. In a particular embodiment, ring A^1 is selected from the group consisting of:



20

In another embodiment ring A^1 is pyrazole optionally substituted with alkyl, aryl, aralkyl, cycloalkyl, cycloalkylalkyl, a heterocycle or a heterocycle-alkyl optionally substituted with
 halogen hydroxyl, mercapto, carboxyl, alkyl, haloalkyl, amino, nitro, aryl or heteroaryl. In an
 25 embodiment ring A^1 is substituted with an aryl or heteroaryl group. In a particular embodiment, ring A^1 is selected from the group consisting of:

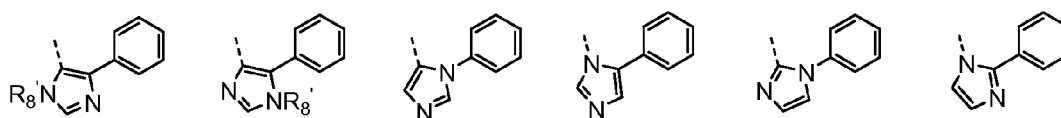


wherein R_8' is H, alkyl (for example methyl, ethyl or propyl) or acyl (for example acetyl). In a particular embodiment R_8' is H.

5

In another embodiment ring A^1 is imidazole optionally substituted with alkyl, aryl, aralkyl, cycloalkyl, cycloalkylalkyl, a heterocycle or a heterocycle-alkyl optionally substituted with halogen hydroxyl, mercapto, carboxyl, alkyl, haloalkyl, amino, nitro, aryl or heteroaryl. In an embodiment ring A^1 is substituted with an aryl or heteroaryl group. In a particular embodiment,

10

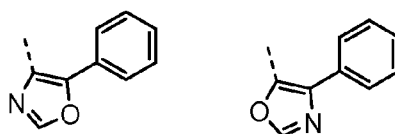


wherein R_8' is H, alkyl (for example methyl, ethyl or propyl) or acyl (for example acetyl). In a particular embodiment R_8' is H.

15

In another embodiment ring A^1 is oxazole optionally substituted with alkyl, aryl, aralkyl, cycloalkyl, cycloalkylalkyl, a heterocycle or a heterocycle-alkyl optionally substituted with halogen hydroxyl, mercapto, carboxyl, alkyl, haloalkyl, amino, nitro, aryl or heteroaryl. In an embodiment ring A^1 is substituted with an aryl or heteroaryl group. In a particular embodiment,

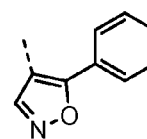
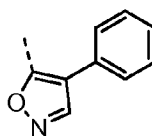
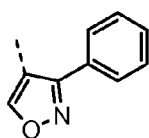
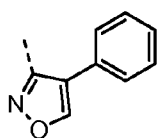
20



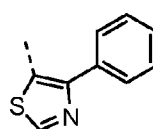
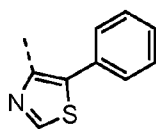
In another embodiment ring A^1 is isoxazole optionally substituted with alkyl, aryl, aralkyl, cycloalkyl, cycloalkylalkyl, a heterocycle or a heterocycle-alkyl optionally substituted with halogen hydroxyl, mercapto, carboxyl, alkyl, haloalkyl, amino, nitro, aryl or heteroaryl. In an embodiment ring A^1 is substituted with an aryl or heteroaryl group. In a particular embodiment,

25

ring A^1 is selected from the group consisting of:

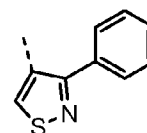
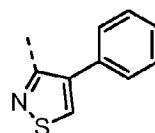
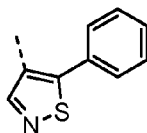
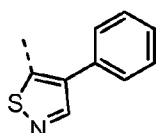


In another embodiment ring A¹ is thiazole optionally substituted with alkyl, aryl, aralkyl, cycloalkyl, cycloalkylalkyl, a heterocycle or a heterocycle-alkyl optionally substituted with
 5 halogen hydroxyl, mercapto, carboxyl, alkyl, haloalkyl, amino, nitro, aryl or heteroaryl. In an embodiment ring A¹ is substituted with an aryl or heteroaryl group. In a particular embodiment, ring A¹ is selected from the group consisting of:



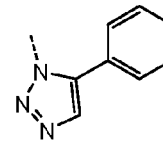
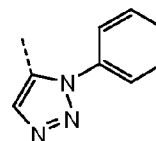
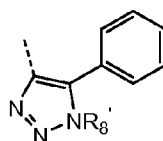
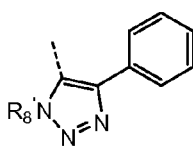
10

In another embodiment ring A¹ is isothiazole optionally substituted with alkyl, aryl, aralkyl, cycloalkyl, cycloalkylalkyl, a heterocycle or a heterocycle-alkyl optionally substituted with
 halogen hydroxyl, mercapto, carboxyl, alkyl, haloalkyl, amino, nitro, aryl or heteroaryl. In an
 embodiment ring A¹ is substituted with an aryl or heteroaryl group. In a particular embodiment,
 15 ring A¹ is selected from the group consisting of:



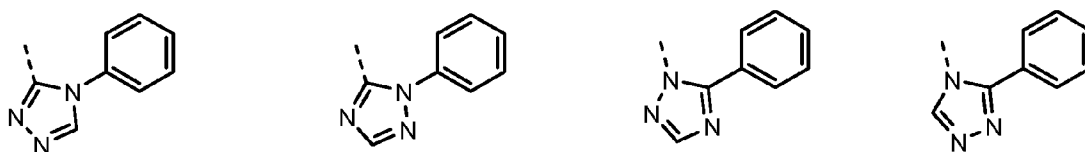
20 In another embodiment ring A¹ is 1,2,3-triazole optionally substituted with alkyl, aryl, aralkyl, cycloalkyl, cycloalkylalkyl, a heterocycle or a heterocycle-alkyl optionally substituted with
 halogen hydroxyl, mercapto, carboxyl, alkyl, haloalkyl, amino, nitro, aryl or heteroaryl. In an
 embodiment ring A¹ is substituted with an aryl or heteroaryl group. In a particular embodiment,
 ring A¹ is selected from the group consisting of:

25



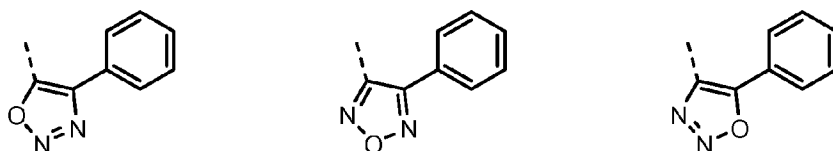
wherein R_8' is H, alkyl (for example methyl, ethyl or propyl) or acyl (for example acetyl). In a particular embodiment R_8' is H.

In another embodiment ring A^1 is 1,2,4-triazole optionally substituted with alkyl, aryl, aralkyl, cycloalkyl, cycloalkylalkyl, a heterocycle or a heterocycle-alkyl optionally substituted with halogen hydroxyl, mercapto, carboxyl, alkyl, haloalkyl, amino, nitro, aryl or heteroaryl. In an embodiment ring A^1 is substituted with an aryl or heteroaryl group. In a particular embodiment, ring A^1 is selected from the group consisting of:



10

In another embodiment ring A^1 is oxadiazole optionally substituted with alkyl, aryl, aralkyl, cycloalkyl, cycloalkylalkyl, a heterocycle or a heterocycle-alkyl optionally substituted with halogen hydroxyl, mercapto, carboxyl, alkyl, haloalkyl, amino, nitro, aryl or heteroaryl. In an embodiment ring A^1 is substituted with an aryl or heteroaryl group. In a particular embodiment, ring A^1 is selected from the group consisting of:



In another embodiment ring A^1 is thiadiazole optionally substituted with alkyl, aryl, aralkyl, cycloalkyl, cycloalkylalkyl, a heterocycle or a heterocycle-alkyl optionally substituted with halogen hydroxyl, mercapto, carboxyl, alkyl, haloalkyl, amino, nitro, aryl or heteroaryl. In an embodiment ring A^1 is substituted with an aryl or heteroaryl group. In a particular embodiment, ring A^1 is selected from the group consisting of:



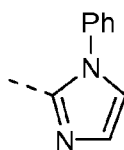
25

In another embodiment ring A^1 is tetrazole optionally substituted with alkyl, aryl, aralkyl, cycloalkyl, cycloalkylalkyl, a heterocycle or a heterocycle-alkyl optionally substituted with halogen hydroxyl, mercapto, carboxyl, alkyl, haloalkyl, amino, nitro, aryl or heteroaryl. In an

embodiment ring A¹ is substituted with an aryl or heteroaryl group. In a particular embodiment, ring A¹ is selected from the group consisting of:

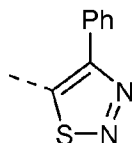


5 In a particular embodiment ring A¹ is:



In a particular embodiment ring A¹ is:

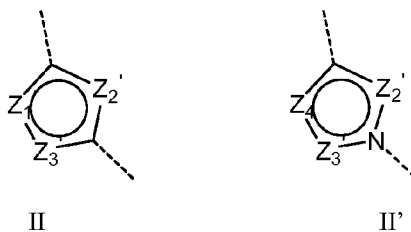
10



A² is a 5-member aromatic heterocycle incorporating 1 to 4 heteroatoms N, O or S which is substituted with group Q₁ and is optionally further substituted with one or more R₇ (for substitutions at a ring carbon atom) and one or more R₈ (for substitutions at a ring nitrogen).

15

In a particular embodiment ring A² has the general formula II:



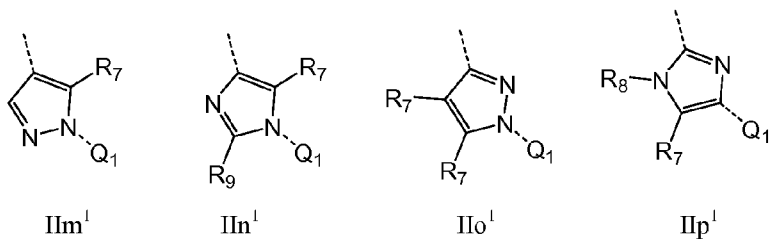
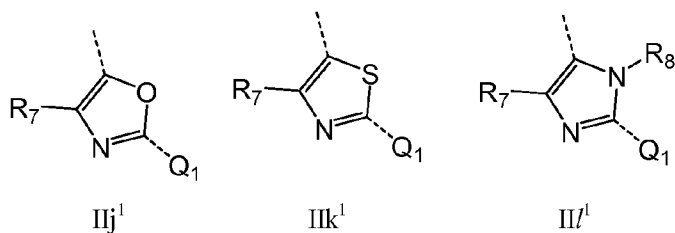
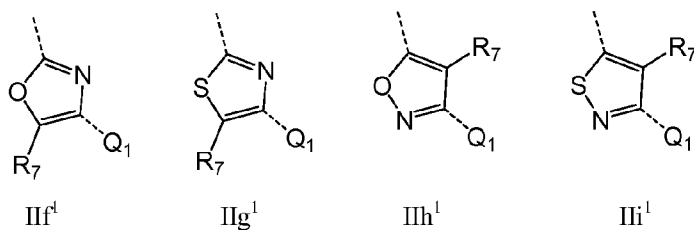
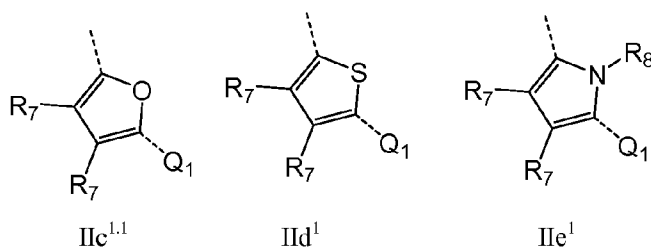
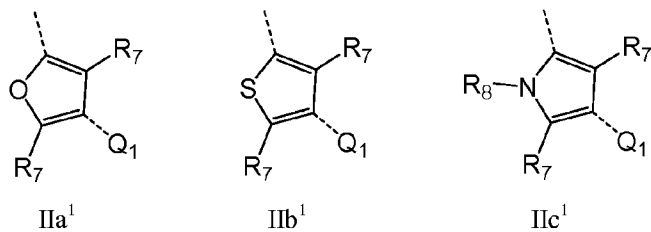
20

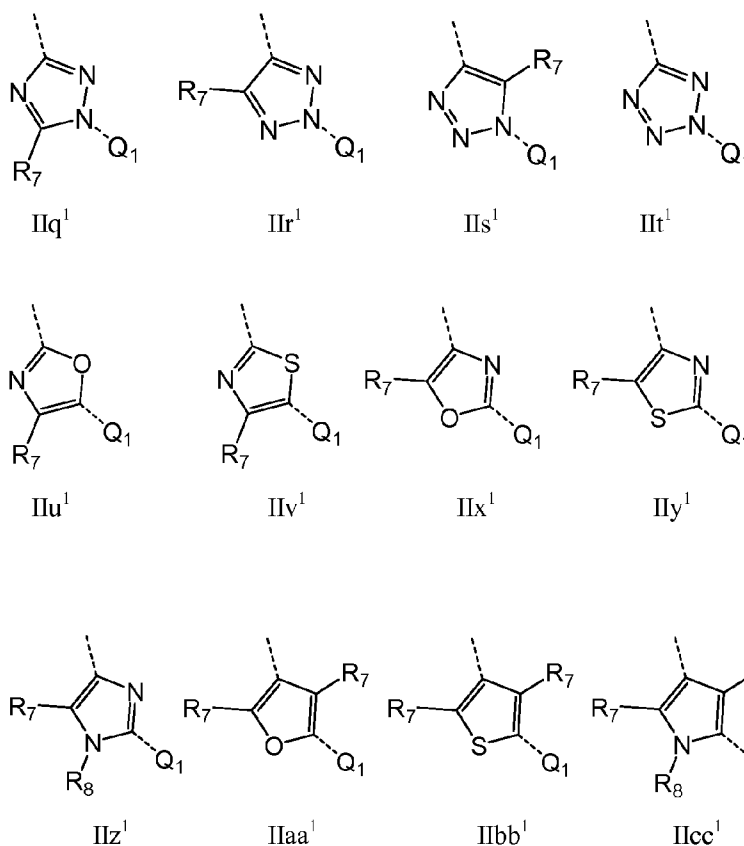
wherein Z₁ is NR₈, O or S; and Z₂, Z₃ and Z₄ are each independently N or CR₇. Group Q₁ is attached to ring A² of formula II and II' at the ring member between Z₂ and Z₃. In a particular embodiment Z₁ is S. In a particular embodiment Z₁ is O. In another particular embodiment Z₁ is NR₈ wherein R₈ is as defined herein. In a particular embodiment Z₁ is NR₈ wherein R₈ is H. In another particular embodiment Z₁ is NR₈ wherein R₈ is Me. In another embodiment Z₁ is O or S

25

while Z_2 is N and Z_3 is N or CR_7 . In a particular embodiment Z_1 is S while Z_2 is N and Z_3 is CR_7 . In a particular embodiment Z_1 is S while Z_2 is N and Z_3 is CH.

In a particular embodiment, ring A^2 (shown together with Q_1) is an aromatic heterocycle selected from the group consisting of IIa^1 - IIc^1 :





X₁ and X₂ are each independently O or S. In a particular embodiment, X₁ and X₂ are both O. In another particular embodiment X₁ and X₂ are both S. In another particular embodiment, X₁ is S while X₂ is O. In another particular embodiment, X₁ is O while X₂ is S.

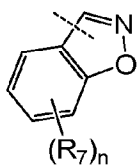
Y is a bond, (CR₇R₇)_{n'}, O or S. In an embodiment Y is a bond, (CR₇R₇)_{n'}, O or S; wherein n' is 1 or 2 and R₇ is as defined herein or is H, halogen, alkyl, aryl, aralkyl, amino, arylamino, alkylamino, aralkylamino, alkoxy, aryloxy or aralkyloxy. In a particular embodiment, Y is (CHR₇)_{n'}, O or S; wherein n' is 1 or 2 and R₇ is H, halogen, alkyl, aryl, aralkyl, amino, arylamino, alkylamino, aralkylamino, alkoxy, aryloxy or aralkyloxy. In a particular embodiment, Y is CH₂. In a particular embodiment n' is 1. In a particular embodiment Y is a bond. In a particular embodiment n' is 1 and Y is CHR₇ wherein R₇ is aralkyloxy, for example benzyloxy. In a particular embodiment n' is 1 and Y is CHR₇ wherein R₇ is F. In a particular embodiment n' is 1 and Y is CHR₇ wherein R₇ is aralkylamino, for example benzylamino. In another particular embodiment Y is O. In another particular embodiment Y is S.

Z_1 is NR_8 , O, S, SO or SO_2 ; wherein R_8 is defined herein. In an embodiment, Z_1 is NR_8 , O or S. In an embodiment, Z_1 is NR_8 wherein R_8 is H, alkyl, aryl or aralkyl. In a particular embodiment, Z_1 is NR_8 wherein R_8 is benzyl. In a particular embodiment, Z_1 is NR_8 wherein R_8 is Me. In a particular embodiment, Z_1 is NR_8 wherein R_8 is H. In a particular embodiment, Z_1 is O. In a particular embodiment, Z_1 is S.

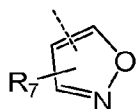
Z_2 , Z_3 and Z_4 are independently CQ_2 or N. In a particular embodiment, Z_2 is N. In a particular embodiment, Z_3 is N. In a particular embodiment, Z_4 is N. In an embodiment, Z_2 , Z_3 and Z_4 are CQ_2 . In an embodiment, Z_2 is N, Z_3 is CQ_2 and Z_4 is CQ_2 . In an embodiment, Z_2 is CQ_2 , Z_3 is N and Z_4 is CQ_2 . In an embodiment, Z_2 is CQ_2 , Z_3 is CQ_2 and Z_4 is N. In an embodiment, Z_2 is N, Z_3 is CQ_2 and Z_4 is N.

Q_1 and Q_2 are independently H, alkyl, a carbocycle, a heterocycle; wherein one or more CH_2 or CH groups of an alkyl is optionally replaced with -O-, -S-, -S(O)-, $S(O)_2$, -N(R_8)-, -C(O)-, -C(O)- NR_8 -, - NR_8 -C(O)-, - SO_2 - NR_8 -, - NR_8 - SO_2 -, - NR_8 -C(O)- NR_8 -, - NR_8 -C(NH)- NR_8 -, - NR_8 -C(NH)-, -C(O)-O- or -O-C(O)-; and wherein any of the foregoing alkyl, carbocycle and heterocycle is optionally substituted with one or more hydroxyl, alkoxy, acyl, halogen, mercapto, oxo, carboxyl, acyl, halo-substituted alkyl, amino, cyano, nitro, amidino, guanidino, an optionally substituted carbocycle or an optionally substituted heterocycle. Substituents of the "optionally substituted carbocycle" and "optionally substituted heterocycle" are as defined herein. In a particular embodiment such carbocycle and heterocycle groups are substituted with hydroxyl, alkyl, alkoxy, acyl, halogen, mercapto, oxo, carboxyl, acyl, halo-substituted alkyl, amino, cyano, nitro, amidino and guanidino. In a particular embodiment Q_1 and Q_2 are independently is a carbocycle or heterocycle optionally substituted with halogen, amino, oxo, alkyl, a carbocycle or a heterocycle; wherein one or more CH_2 or CH groups of an alkyl is optionally replaced with -O-, -S-, -S(O)-, $S(O)_2$, -N(R_8)-, -C(O)-, -C(O)- NR_8 -, - NR_8 -C(O)-, - SO_2 - NR_8 -, - NR_8 - SO_2 -, - NR_8 -C(O)- NR_8 -, - NR_8 -C(NH)- NR_8 -, - NR_8 -C(NH)-, -C(O)-O- or -O-C(O)-; and wherein said alkyl, carbocycle or heterocycle is optionally substituted with halogen, amino, hydroxyl, mercapto, carboxyl, alkoxy, alkoxyalkoxy, hydroxyalkoxy, alkylthio, acyloxy, acyloxyalkoxy, alkylsulfonyl, alkylsulfonylalkyl, alkylsulfinyl, and alkylsulfinylalkyl.

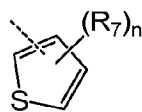
In a particular embodiment, Q_1 and Q_2 are independently a carbocycle or heterocycle selected from the group consisting of III-1 to III-16



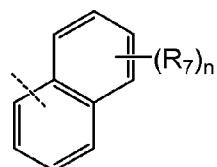
III-1



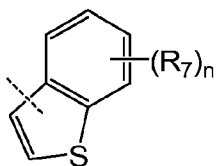
III-2



III-3

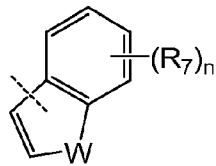


III-4

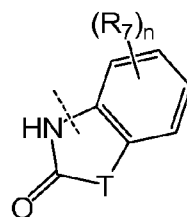


5

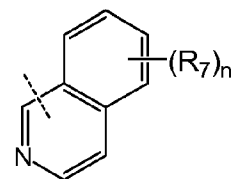
III-5



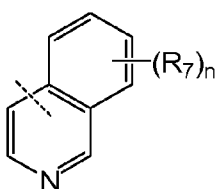
III-6



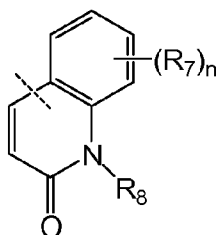
III-7



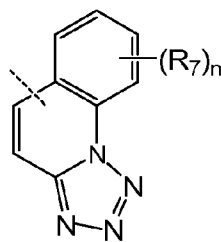
III-8



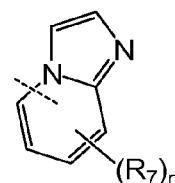
III-9



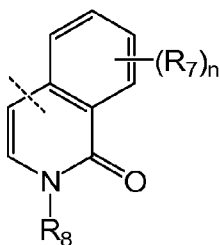
III-10



III-11

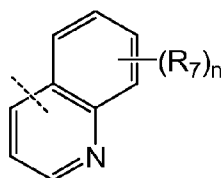


III-12

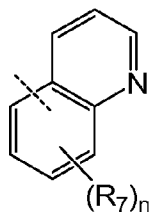


10

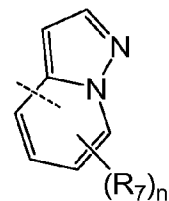
III-13



III-14



III-15

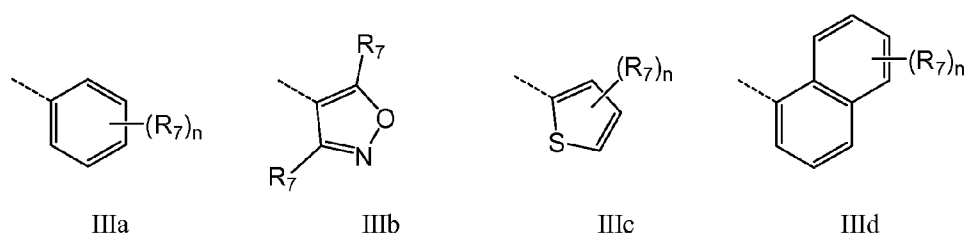


III-16

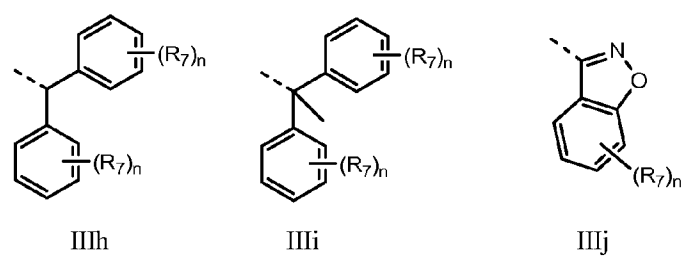
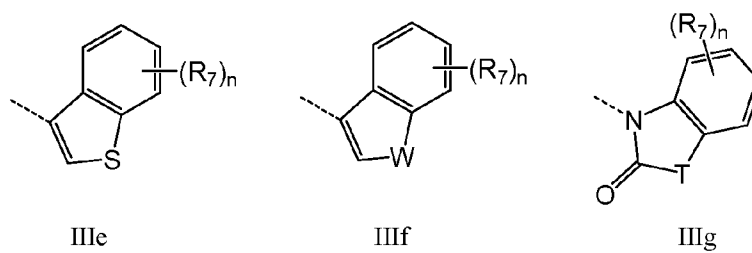
wherein n is 1-4, for example 1-3, for example 1-2, for example 1; T is O, S, NR₈ or CR₇R₇; W is O, NR₈ or CR₇R₇; and R₇ and R₈ are as defined herein.

15

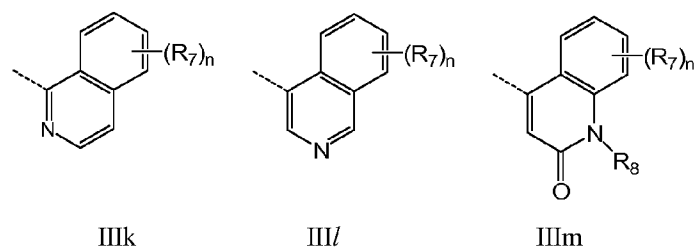
In a particular embodiment, Q₁ and Q₂ are independently a carbocycle or heterocycle selected from the group consisting of IIIa to IIIs:



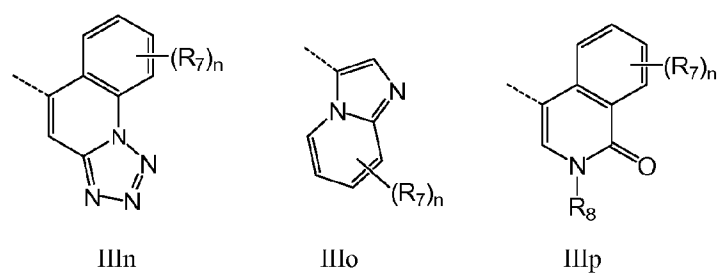
5

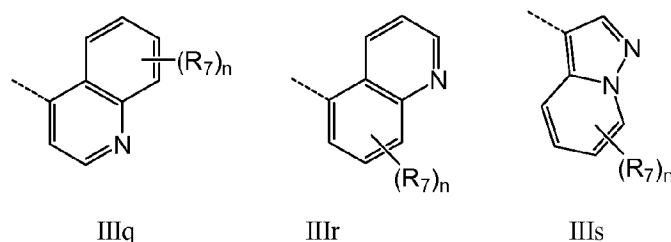


10



15





5 wherein n is 1-4, for example 1-3, for example 1-2, for example 1; T is O, S, NR₈ or CR₇R₇; W is O, NR₈ or CR₇R₇; and R₇ and R₈ are as defined herein. In a particular embodiment Q₁ and Q₂ are independently any one of IIIa - IIIi wherein R₈ is H and R₇ is selected from the group consisting of H, F, Cl, Me, methoxy, hydroxyethoxy, methoxyethoxy, acetoxyethoxy, methylsulfonyl methylsulfonylmethyl, phenyl and morpholin-4-yl. In another particular embodiment Q₁ and Q₂ are independently IIIi. In a particular embodiment Q₁ and Q₂ are independently IIIi which is substituted at the 4-position with R₇. In another particular embodiment Q₁ and Q₂ are independently IIIi which is substituted at the 5-position with R₇. In a particular embodiment Q₁ and Q₂ are independently F, Me, iPr, phenyl, phenyl substituted as follows: 2-Cl, 3-Cl, 4-Cl, 2-F, 3-F or 4-F substituted, benzyl, pyrid-3-yl or pyrid-4-yl.

15

R₁ is H, OH or alkyl; or R₁ and R₂ together form a 5-8 member heterocycle. In a particular embodiment, R₁ is H. In a particular embodiment, R₁ and R₂ together form a 6-member ring. In a particular embodiment, R₁ and R₂ together form a 7-member ring. In another particular embodiment, R₁ and R₂ together form an 8-member ring. In another particular embodiment, R₁ and R₂ together form a 7-member ring while Y is S. In another particular embodiment, R₁ is H, while Y is CH₂. In another particular embodiment, R₁ is H, while Y is S. In another particular embodiment, R₁ is H, while Y is O.

R₂ is alkyl, a carbocycle, carbocyclalkyl, a heterocycle or heterocyclalkyl each optionally substituted with halogen, hydroxyl, oxo, thione, mercapto, carboxyl, alkyl, haloalkyl, alkoxy, alkylthio, acyl, hydroxyacyl, alkoxyacyl, sulfonyl, amino and nitro. In a particular embodiment R₂ is alkyl, a carbocycle, carbocyclalkyl, a heterocycle or heterocyclalkyl each optionally substituted with halogen, hydroxyl, oxo, mercapto, thione, carboxyl, alkyl, haloalkyl, alkoxy, alkylthio, acyl, hydroxyacyl, methoxyacyl, sulfonyl, amino and nitro. In an embodiment R₂ is alkyl, a carbocycle, carbocyclalkyl, a heterocycle or heterocyclalkyl each optionally substituted with halogen, hydroxyl, mercapto, carboxyl, alkyl, alkoxy, amino and nitro. In a particular embodiment R₂ is alkyl, cycloalkyl, cycloalkylalkyl, aryl, aralkyl, a heterocycle or

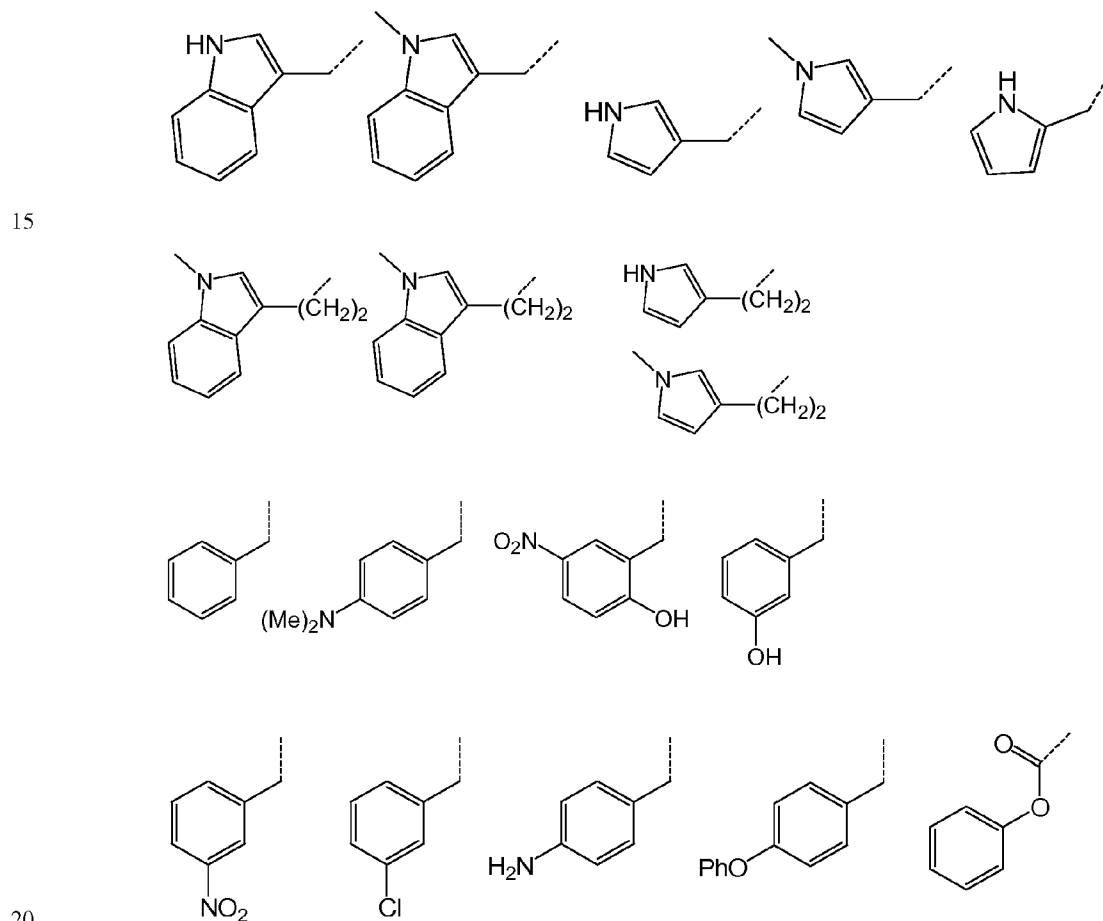
heterocyclalkyl. In a particular embodiment R_2 is alkyl, cycloalkyl or a heterocycle. In a particular embodiment R_2 is selected from the group consisting of t-butyl, isopropyl, cyclohexyl, tetrahydropyran-4-yl, N-methylsulfonylpiperidin-4-yl, tetrahydrothiopyran-4-yl, tetrahydrothiopyran-4-yl (in which the S is in oxidized form SO or SO₂), cyclohexan-4-one, 4-hydroxycyclohexane, 4-hydroxy-4-methylcyclohexane, 1-methyl-tetrahydropyran-4-yl, 2-hydroxyprop-2-yl, but-2-yl, thiophen-3-yl, piperidin-4-yl, N-acetylpiperidin-4-yl, N-hydroxyethylpiperidin-4-yl, N-(2-hydroxyacetyl)piperidin-4-yl, N-(2-methoxyacetyl)piperidin-4-yl, pyridin-3-yl, phenyl and 1-hydroxyethyl-1-yl. In an embodiment of the invention R_2 is t-butyl, isopropyl, cyclohexyl, cyclopentyl, phenyl or tetrahydropyran-4-yl. In a particular embodiment, R_2 is phenyl. In a particular embodiment, R_2 is cyclohexyl. In another embodiment R_2 is tetrahydropyran-4-yl. In another particular embodiment, R_2 is isopropyl (i.e. the valine amino acid side chain). In another particular embodiment, R_2 is t-butyl. In a particular embodiment R_2 is oriented such that the amino acid, or amino acid analogue, which it comprises is in the L-configuration.

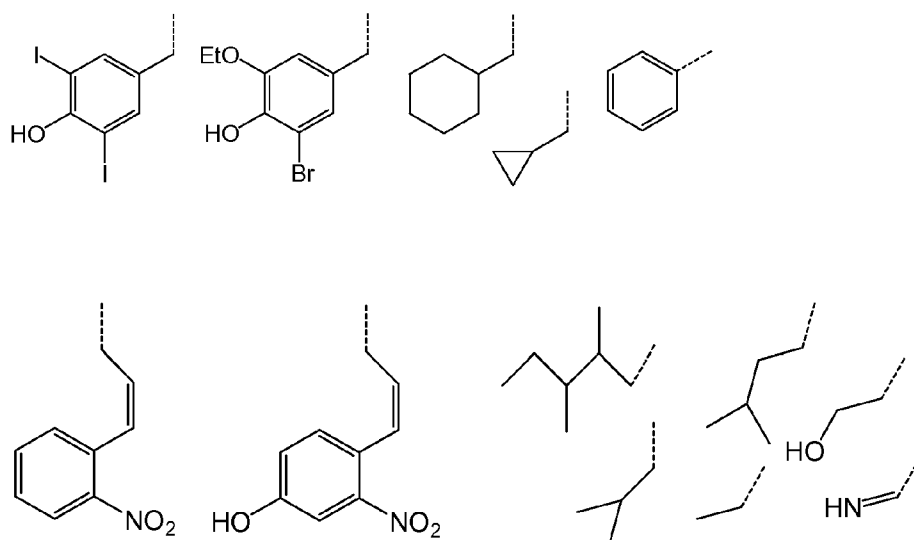
R_3 is H or alkyl optionally substituted with halogen or hydroxyl; or R_3 and R_4 together form a 3-6 heterocycle. In an embodiment R_3 is H or alkyl; or R_3 and R_4 together form a 3-6 heterocycle. In an embodiment R_3 is H or methyl, ethyl, propyl or isopropyl. In a particularly particular embodiment R_3 is H or methyl. In another particular embodiment R_3 is methyl. In another particular embodiment R_3 is fluoromethyl. In another particular embodiment, R_3 is ethyl. In another particular embodiment R_3 is hydroxyethyl. In a particular embodiment R_3 is fluoromethyl. In a particular embodiment R_3 is hydroxyethyl. In another embodiment R_3 is oriented such that the amino acid, or amino acid analogue, which it comprises is in the L-configuration. In a particular embodiment R_3 and R_4 together with the atoms from which they depend form a 3-6 heterocycle. In a particular embodiment R_3 and R_4 together form an azetidine ring. In a particular embodiment R_3 and R_4 together form a pyrrolidine.

R_3' is H, or R_3 and R_3' together form a 3-6 carbocycle. In an embodiment, R_3' is H. In another embodiment R_3 and R_3' together form a 3-6 carbocycle, for example a cyclopropyl ring. In a particular embodiment R_3 and R_3' are both methyl.

R_4 and R_4' are independently H, hydroxyl, amino, alkyl, carbocycle, carbocycloalkyl, carbocycloalkyloxy, carbocycloalkyloxycarbonyl, heterocycle, heterocycloalkyl, heterocycloalkyloxy or heterocycloalkyloxycarbonyl; wherein each alkyl, carbocycloalkyl, carbocycloalkyloxy, carbocycloalkyloxycarbonyl, heterocycle, heterocycloalkyl, heterocycloalkyloxy and heterocycloalkyloxycarbonyl is optionally substituted with halogen,

hydroxyl, mercapto, carboxyl, alkyl, alkoxy, amino, imino and nitro; or R_4 and R_4' together form a heterocycle. In an embodiment R_4 and R_4' are independently H, hydroxyl, amino, alkyl, aryl, aralkyl, cycloalkyl, cycloalkylalkyl, heteroaryl, or heteroarylalkyl wherein each alkyl, aryl, aralkyl, cycloalkyl, cycloalkylalkyl, heteroaryl and heteroarylalkyl is optionally substituted with halogen, hydroxyl, mercapto, carboxyl, alkyl, alkoxy, amino and nitro; or R_4 and R_4' together form a heterocycle. In a particular embodiment R_4 and R_4' together form a heterocycle, for example an azetidine ring, or a pyrrolidine ring. In a particular embodiment R_4 and R_4' are both H. In another particular embodiment R_4 is methyl and R_4' is H. In a particular embodiment one of R_4 and R_4' is hydroxyl (OH) while the other is H. In another embodiment, one of R_4 and R_4' is amino, such as NH_2 , $NHMe$ and $NHEt$, while the other is H. In a particular embodiment, R_4' is H and R_4 is H, alkyl, aryl, aralkyl, cycloalkyl, cycloalkylalkyl, heteroaryl or heteroarylalkyl. In a particular embodiment R_4 is a group selected from the group consisting of:





5

R₅ is H or alkyl. In a particular embodiment, R₅ is H or methyl. In a particular embodiment, R₅ is H. In another particular embodiment, R₅ is methyl.

10 R₆ and R₆' are each independently H, alkyl, aryl or aralkyl. In a particular embodiment, R₆ is alkyl, for example methyl. In another particular embodiment R₆ is aryl, for example phenyl. In another particular embodiment R₆ is aralkyl, for example benzyl. In a particular embodiment R₆ and R₆' are the same, for example both alkyl, e.g. both methyl. In another particular embodiment R₆ is methyl and R₆' is H.

15

R₇ in each occurrence is independently H, cyano, hydroxyl, mercapto, halogen, nitro, carboxyl, amidino, guanidino, alkyl, a carbocycle, a heterocycle or -U-V; wherein U is -O-, -S-, -S(O)-, S(O)₂-, -N(R₈)-, -C(O)-, -C(O)-NR₈-, -NR₈-C(O)-, -SO₂-NR₈-, -NR₈-SO₂-, -NR₈-C(O)-NR₈-, -NR₈-C(NH)-NR₈-, -NR₈-C(NH)-, -C(O)-O- or -O-C(O)- and V is alkyl, a carbocycle or a heterocycle; and wherein one or more CH₂ or CH groups of an alkyl is optionally replaced with -O-, -S-, -S(O)-, S(O)₂-, -N(R₈)-, -C(O)-, -C(O)-NR₈-, -NR₈-C(O)-, -SO₂-NR₈-, -NR₈-SO₂-, -NR₈-C(O)-NR₈-, -NR₈-C(NH)-NR₈-, -NR₈-C(NH)-, -C(O)-O- or -O-C(O)-; and an alkyl, carbocycle and heterocycle is optionally substituted with hydroxyl, alkoxy, acyl, halogen, mercapto, oxo, carboxyl, acyl, halo-substituted alkyl, amino, cyano, nitro, amidino, guanidino an optionally substituted carbocycle or an optionally substituted heterocycle. Substituents of the "optionally substituted carbocycle" and "optionally substituted heterocycle" are as defined herein. In a particular embodiment such carbocycle and heterocycle groups are substituted with hydroxyl, alkyl, alkoxy, acyl, halogen, mercapto, oxo, carboxyl, acyl, halo-substituted alkyl, amino, cyano, nitro, amidino and guanidino.

25

In an embodiment R_7 is H, halogen, alkyl, aryl, aralkyl, amino, arylamino, alkylamino, aralkylamino, alkoxy, aryloxy or aralkyloxy.

R_8 is H, alkyl, a carbocycle or a heterocycle wherein one or more CH_2 or CH groups of said alkyl is optionally replaced with -O-, -S-, -S(O)-, S(O)₂-, -N(R_8), or -C(O)-; and said alkyl, carbocycle and heterocycle is optionally substituted with hydroxyl, alkoxy, acyl, halogen, mercapto, oxo (=O), carboxyl, acyl, halo-substituted alkyl, amino, cyano, nitro, amidino, guanidino an optionally substituted carbocycle or an optionally substituted heterocycle. Substituents of the “optionally substituted carbocycle” and “optionally substituted heterocycle” are as defined herein. In a particular embodiment such carbocycle and heterocycle groups are substituted with hydroxyl, alkyl, alkoxy, acyl, halogen, mercapto, oxo, carboxyl, acyl, halo-substituted alkyl, amino, cyano, nitro, amidino and guanidino. In a particular embodiment R_8 is H, alkyl, or acyl. In an embodiment R_8 is methyl. In another embodiment R_8 is acetyl. In a particular embodiment R_8 is H. In an embodiment R_7 is H, halogen, amino, hydroxyl, carboxyl, alkyl, haloalkyl or aralkyl. In a particular embodiment R_7 is halogen, for example Cl or F. In a particular embodiment R_7 is H. It is understood that substitutions defined for R_7 and R_8 as well as all other variable groups herein are subject to permissible valency.

R_9' is Q_1 or Q_2 as defined herein. In an embodiment, R_9' is alkyl, a carbocycle, carbocycle-substituted alkyl, a heterocycle or heterocycle-substituted alkyl, wherein each is optionally substituted with halogen, hydroxyl, mercapto, carboxyl, alkyl, haloalkyl, alkoxy, alkylsulfonyl, amino, nitro, aryl and heteroaryl. In a particular embodiment R_9' is alkyl, aryl, aralkyl, cycloalkyl, cycloalkylalkyl, heteroaryl or heteroaralkyl wherein each is optionally substituted with halogen, hydroxyl, mercapto, carboxyl, alkyl, haloalkyl amino, nitro, aryl and heteroaryl.

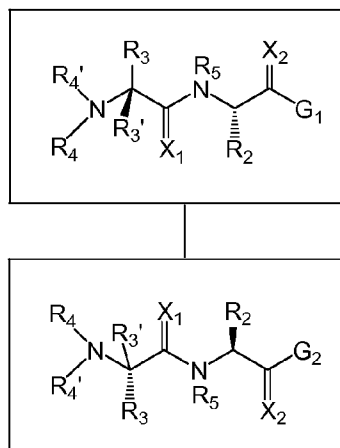
25

n is 1 to 4. In an embodiment n is 1. In an embodiment n is 2. In an embodiment n is 3. In an embodiment n is 4.

30 Compounds of the invention contain one or more asymmetric carbon atoms. Accordingly, the compounds may exist as diastereomers, enantiomers or mixtures thereof. The syntheses of the compounds may employ racemates, diastereomers or enantiomers as starting materials or as intermediates. Diastereomeric compounds may be separated by chromatographic or crystallization methods. Similarly, enantiomeric mixtures may be separated using the same techniques or others known in the art. Each of the asymmetric carbon atoms may be in the R or S configuration and both of these configurations are within the scope of the invention. In a

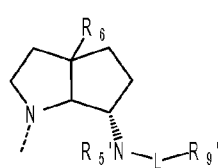
35

particular embodiment, compounds of the invention have the following stereochemical configuration of formula I' in which the monomer have the same stereochemistry orientation:

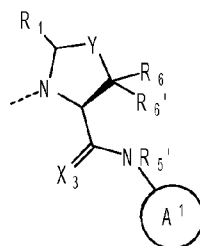


I'

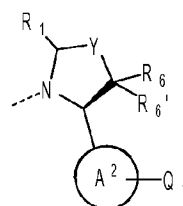
wherein X_1 , X_2 , Y , Z_1 , Z_2 , Z_3 , Q , R_1 , R_2 , R_3 , R_3' , R_4 , R_4' , R_5 , R_6 and R_6' are as described herein and G_1 and G_2 are independently IVa', IVb', IVc', IVd' or IVe':



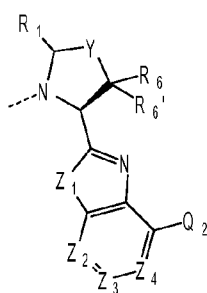
IVa'



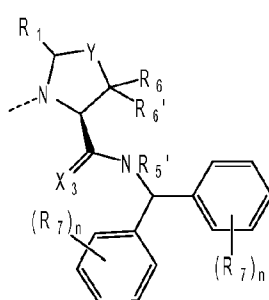
IVb'



IVc'



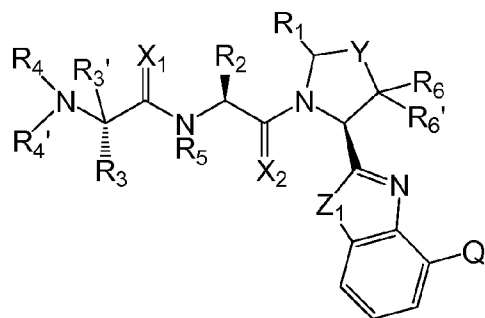
IVd'



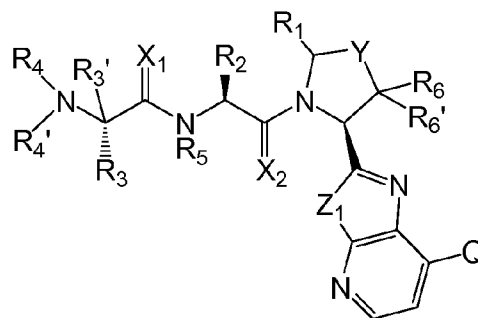
IVe'

wherein A^1 , A^2 , L , Q_1 , Q_2 , X_3 , Y , Z_1 , Z_2 , Z_3 , Z_4 , R_1 , R_5' , R_6 , R_6' , R_7 , R_9' and n are as described herein. In a particular embodiment G_1 and G_2 are IVa'. In a particular embodiment G_1 and G_2 are IVb'. In a particular embodiment G_1 and G_2 are IVc'. In a particular embodiment G_1 and G_2 are IVd'. In a particular embodiment G_1 and G_2 are IVe'.

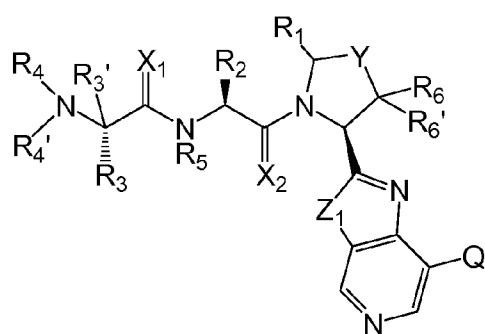
In particular embodiments, G_1 and G_2 are independently II'a -II'e



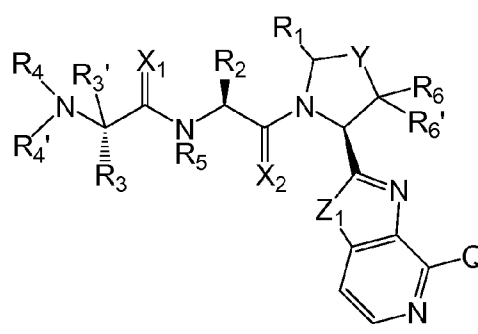
II'a



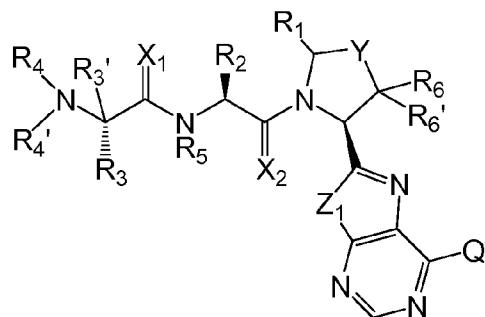
II'b



II'c



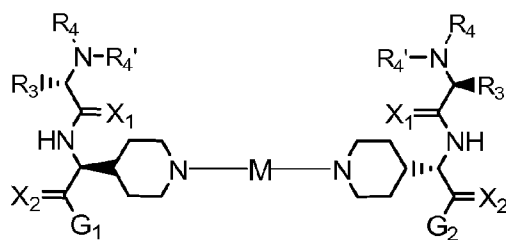
II'd



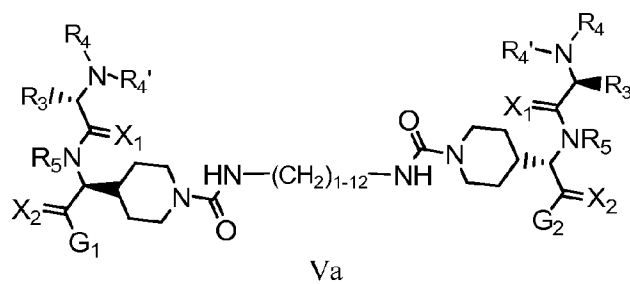
II'e

wherein X_1 , X_2 , Y , Z_1 , Q , R_1 , R_2 , R_3 , R_4 , R_4' , R_5 , R_6 and R_6' are as described herein.

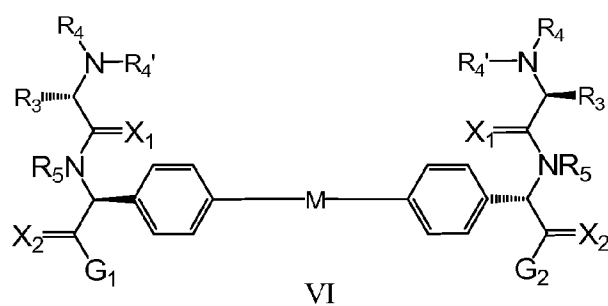
- 5 In a particular embodiment compounds of the invention have the formula V or Va



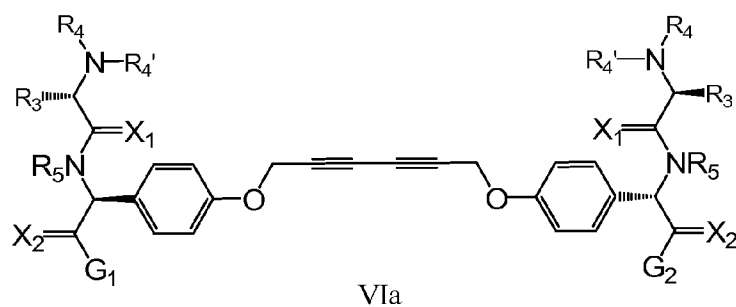
V



In a particular embodiment compounds of the invention have the formula VI or VIa

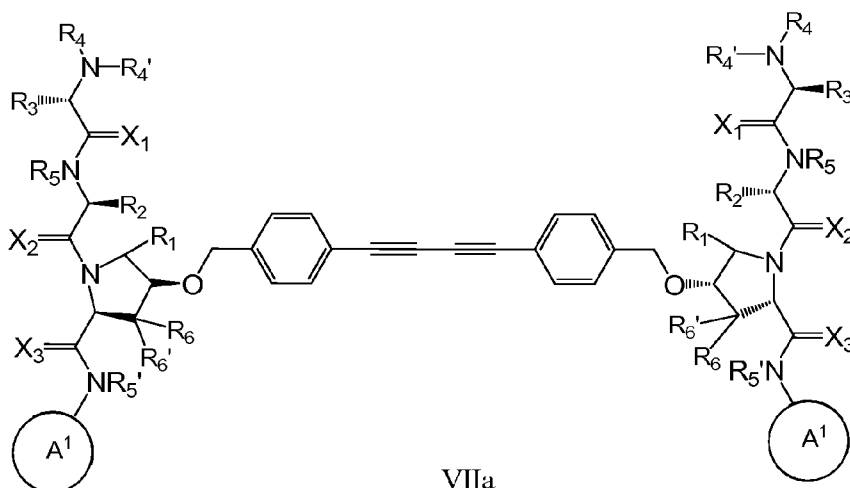
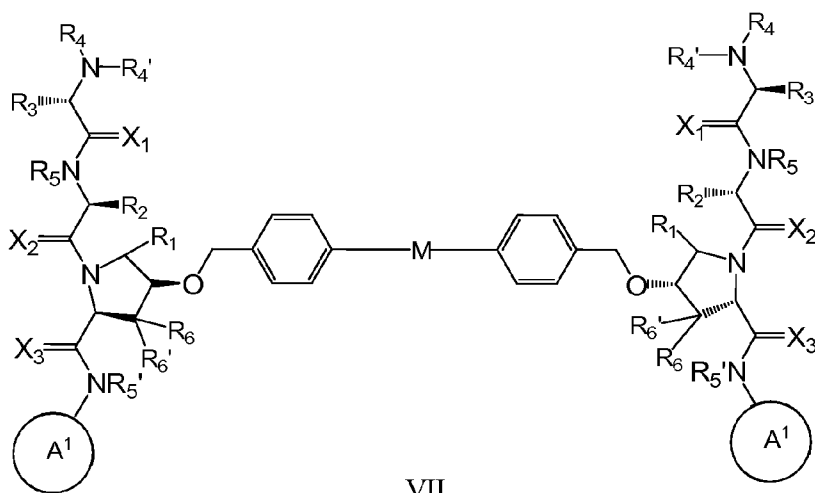


5



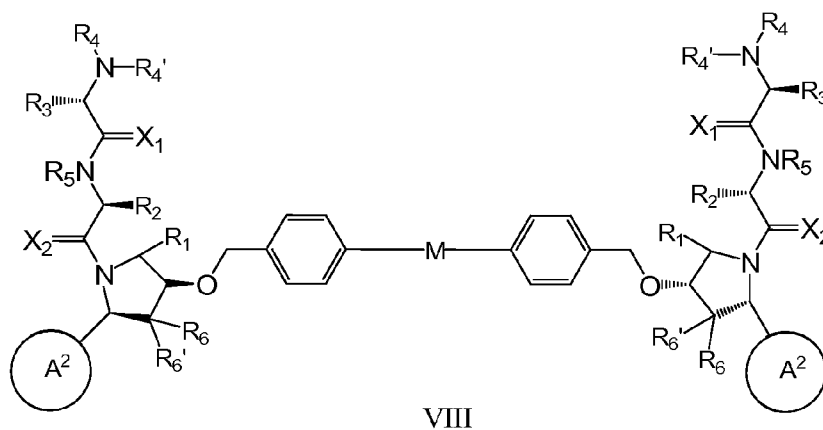
In a particular embodiment compounds of the invention have the formula VII or VIIa

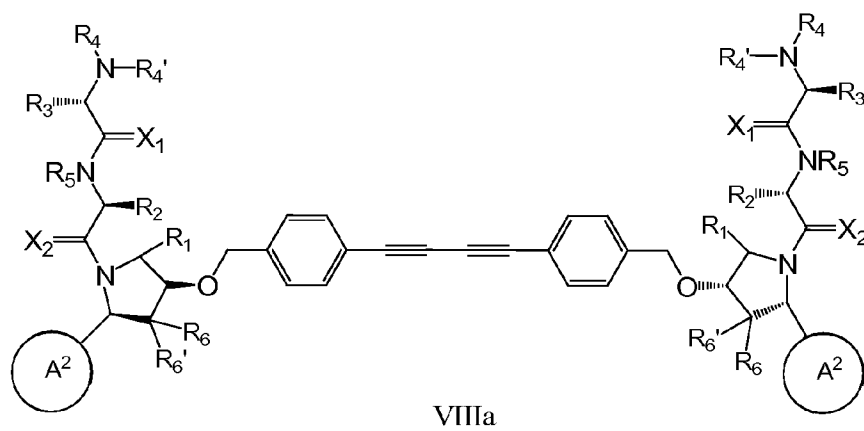
10



5

In a particular embodiment compounds of the invention have the formula VIII or VIIIa

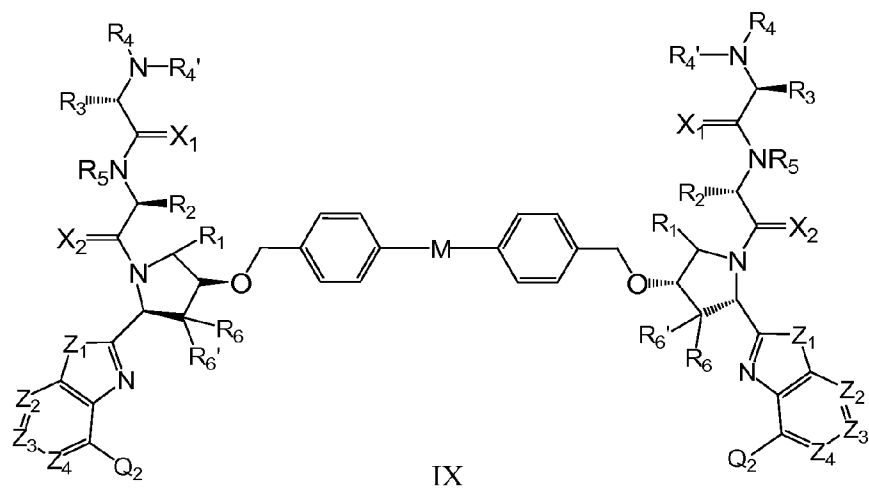




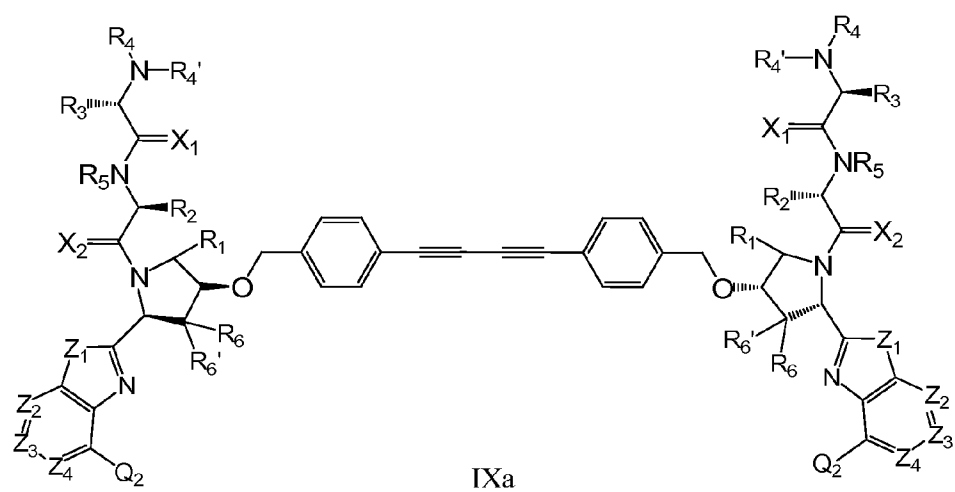
5

In a particular embodiment compounds of the invention have the formula IX or IXa

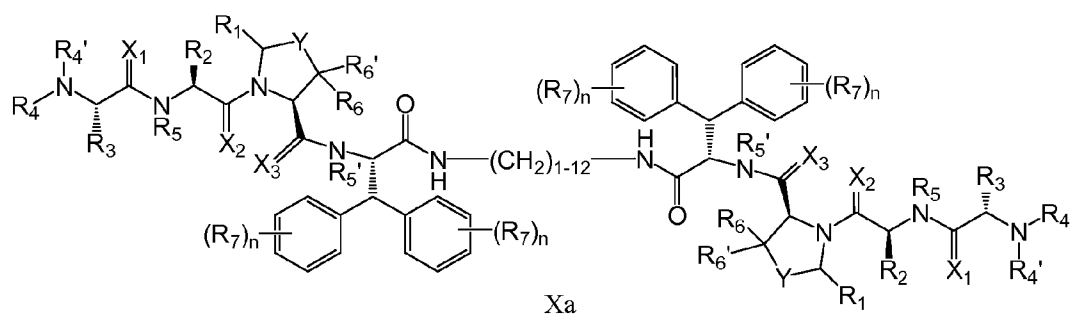
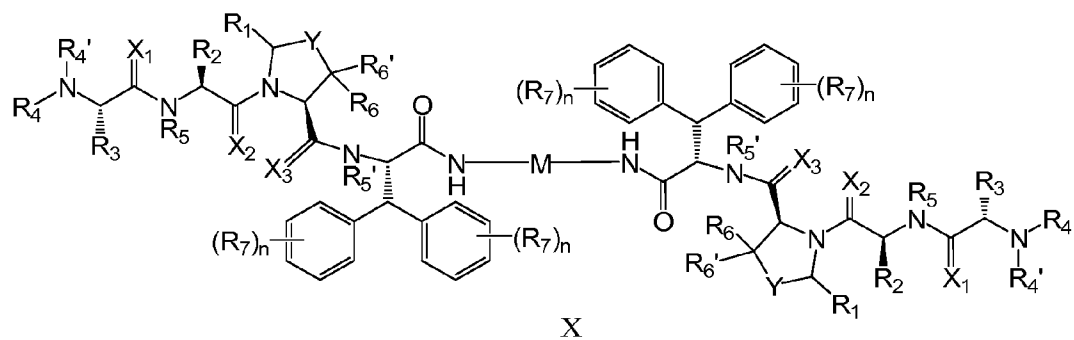
10

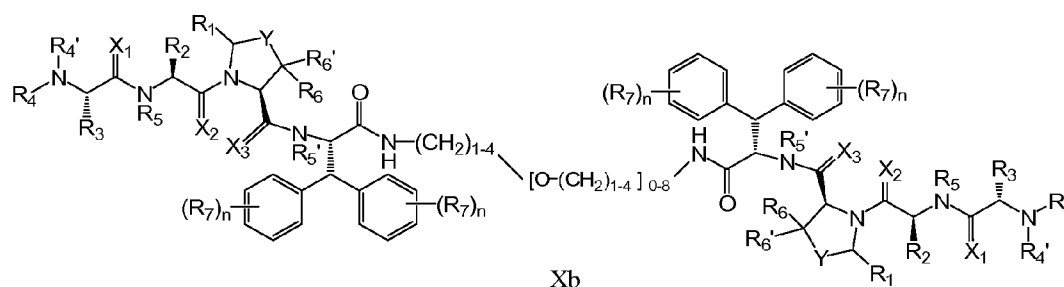


15



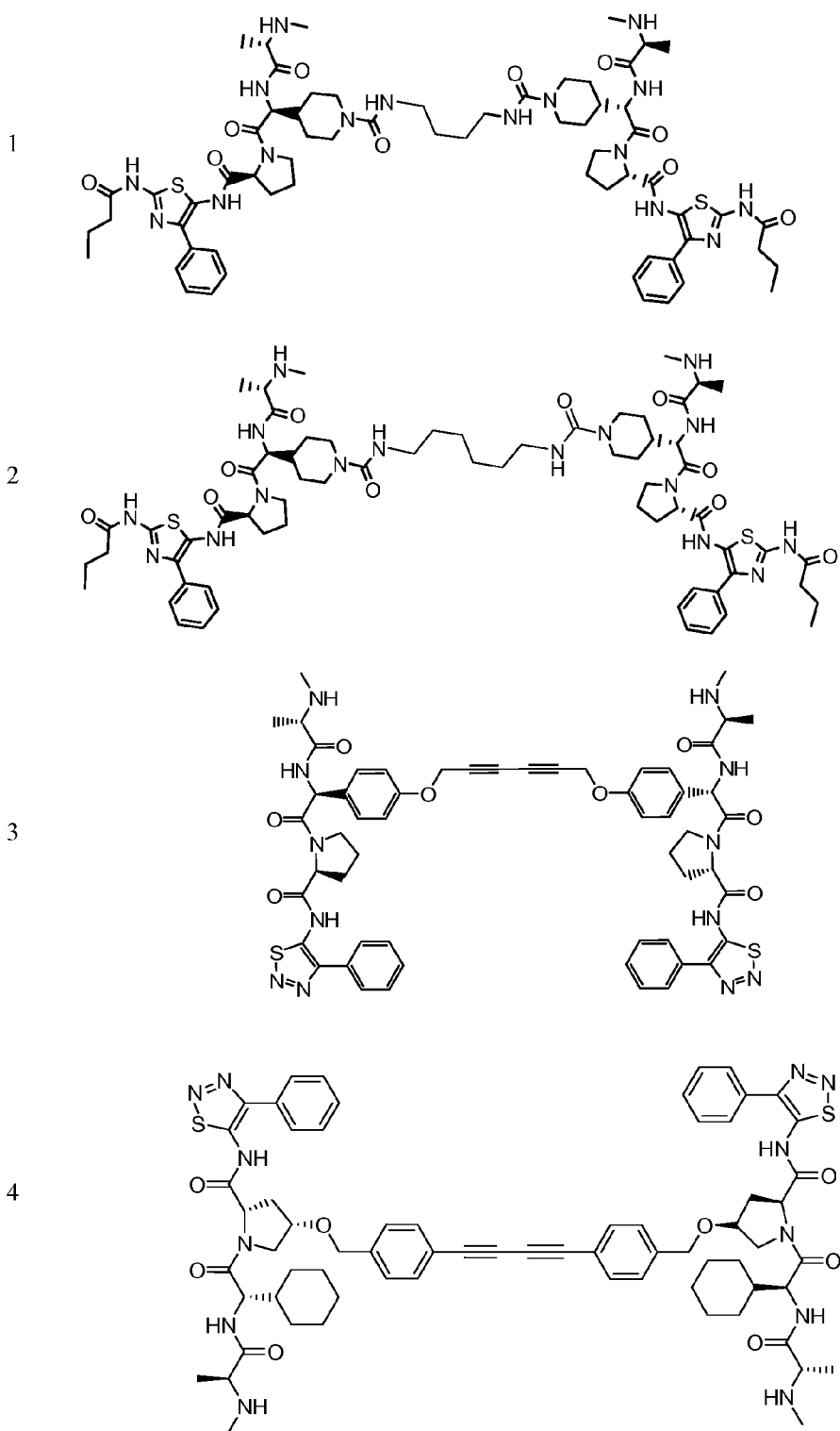
5 In a particular embodiment compounds of the invention have the formula X, Xa or Xb

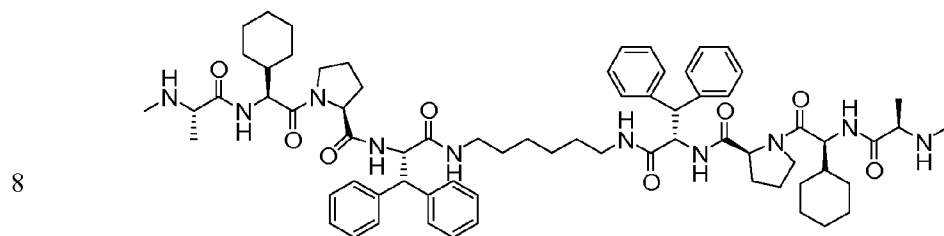
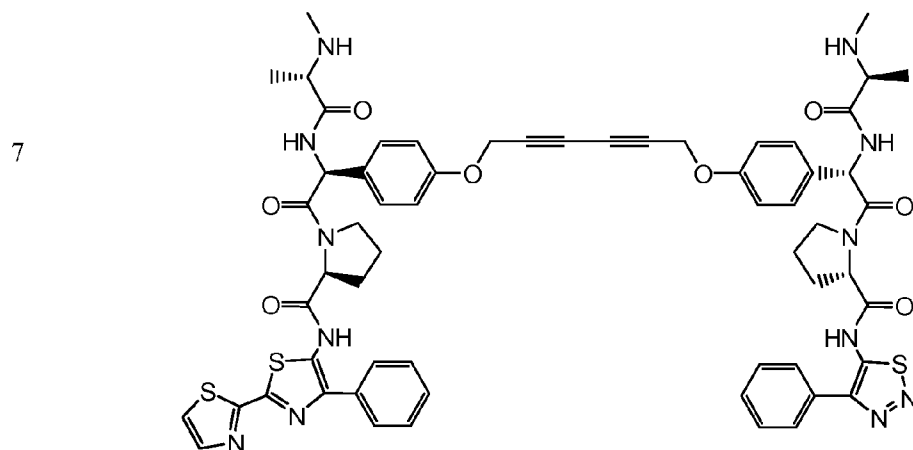
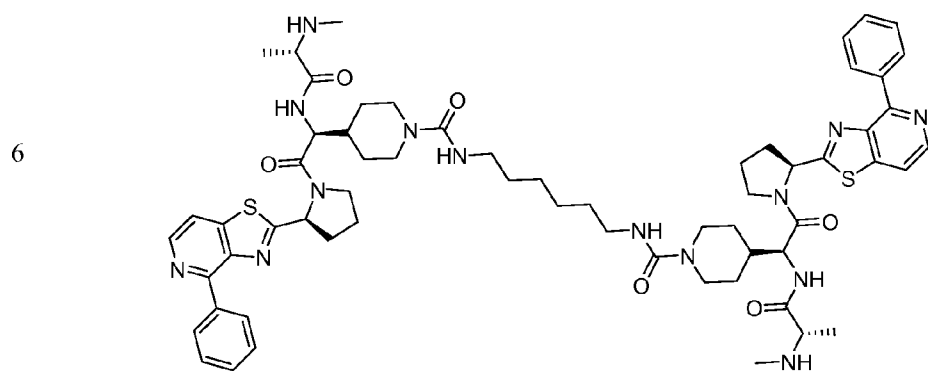
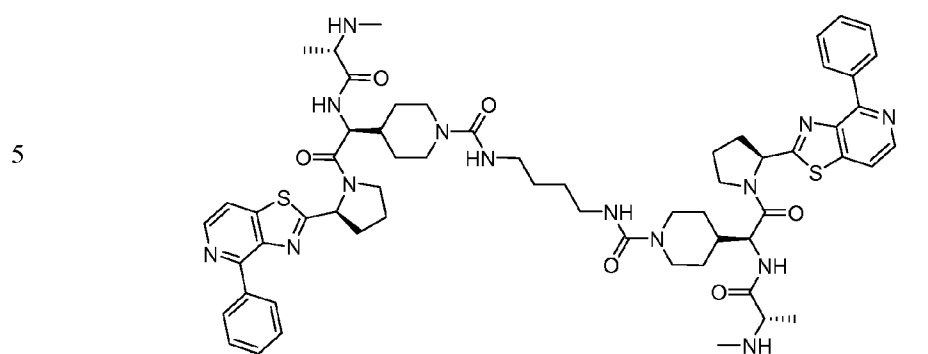


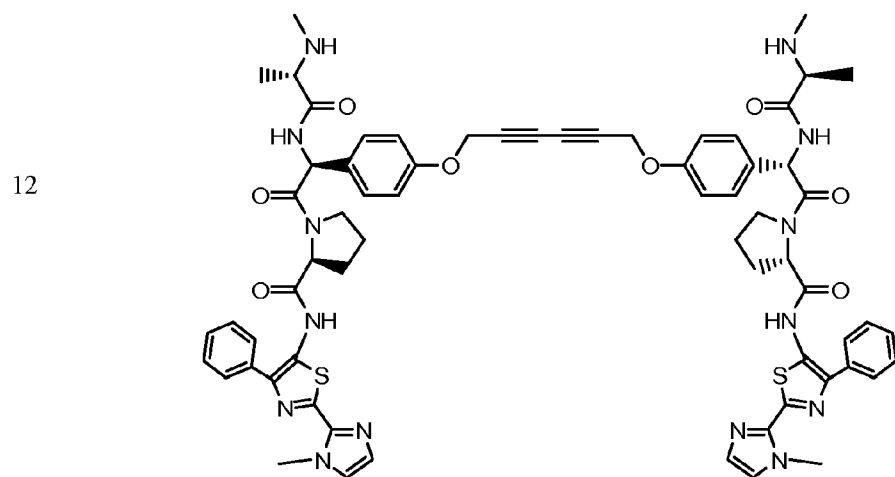
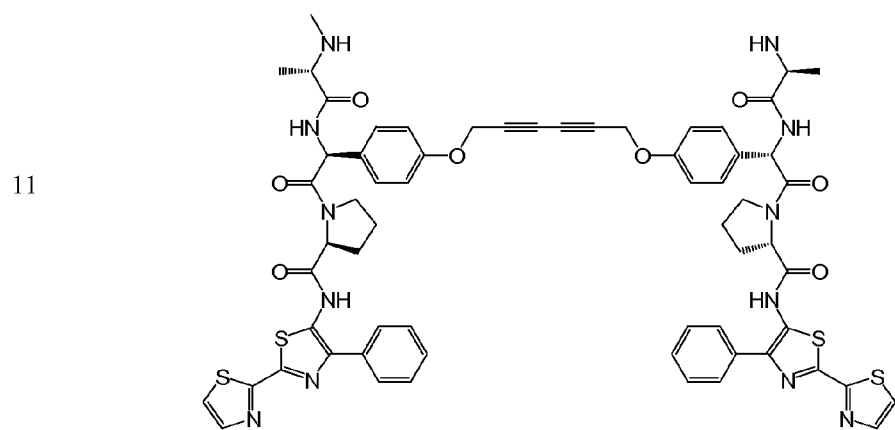
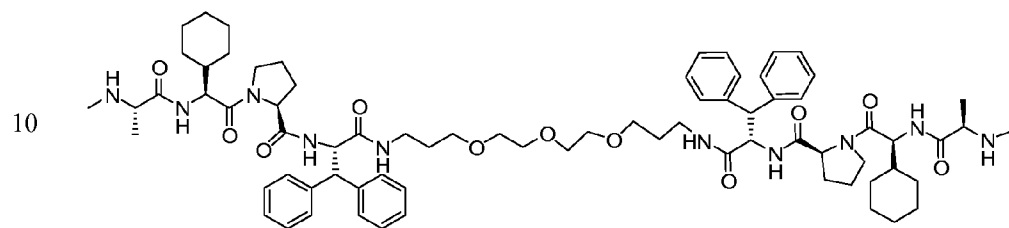
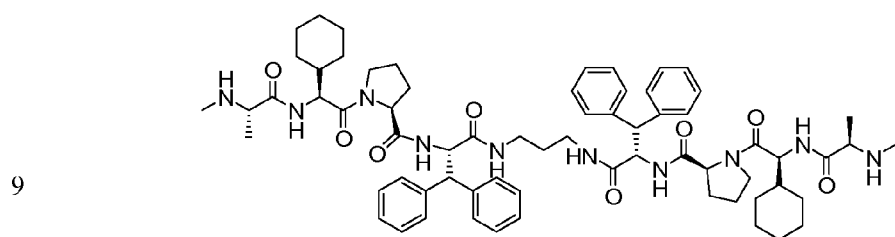


The invention also encompasses prodrugs of the compounds described above. Suitable prodrugs where applicable include known amino-protecting and carboxy-protecting groups which are released, for example hydrolyzed, to yield the parent compound under physiologic conditions. A particular class of prodrugs are compounds in which a nitrogen atom in an amino, amidino, aminoalkyleneamino, iminoalkyleneamino or guanidino group is substituted with a hydroxy (OH) group, an alkylcarbonyl (-CO-R) group, an alkoxy carbonyl (-CO-OR), an acyloxyalkyl-alkoxy carbonyl (-CO-O-R-O-CO-R) group where R is a monovalent or divalent group and as defined above or a group having the formula -C(O)-O-CP1P2-haloalkyl, where P1 and P2 are the same or different and are H, lower alkyl, lower alkoxy, cyano, halo lower alkyl or aryl. In a particular embodiment, the nitrogen atom is one of the nitrogen atoms of the amidino group of the compounds of the invention. These prodrug compounds are prepared reacting the compounds of the invention described above with an activated acyl compound to bond a nitrogen atom in the compound of the invention to the carbonyl of the activated acyl compound. Suitable activated carbonyl compounds contain a good leaving group bonded to the carbonyl carbon and include acyl halides, acyl amines, acyl pyridinium salts, acyl alkoxides, in particular acyl phenoxides such as p-nitrophenoxy acyl, dinitrophenoxy acyl, fluorophenoxy acyl, and difluorophenoxy acyl. The reactions are generally exothermic and are carried out in inert solvents at reduced temperatures such as -78 to about 50C. The reactions are usually also carried out in the presence of an inorganic base such as potassium carbonate or sodium bicarbonate, or an organic base such as an amine, including pyridine, triethylamine, etc. One manner of preparing prodrugs is described in USSN 08/843,369 filed April 15, 1997 (corresponding to PCT publication WO9846576) the contents of which are incorporated herein by reference in their entirety.

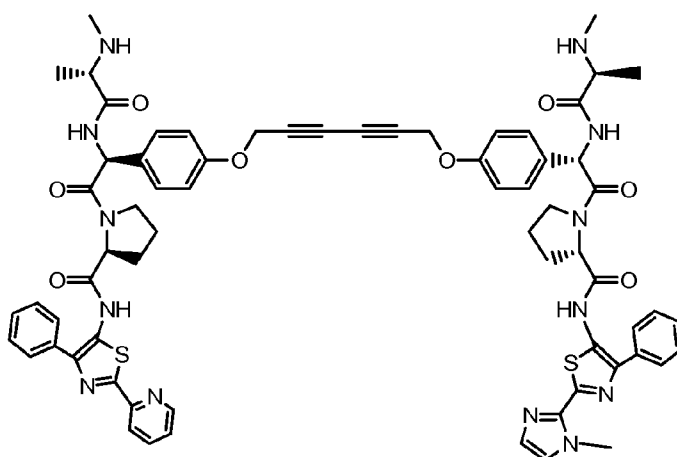
Particular compounds of formula I include the following:



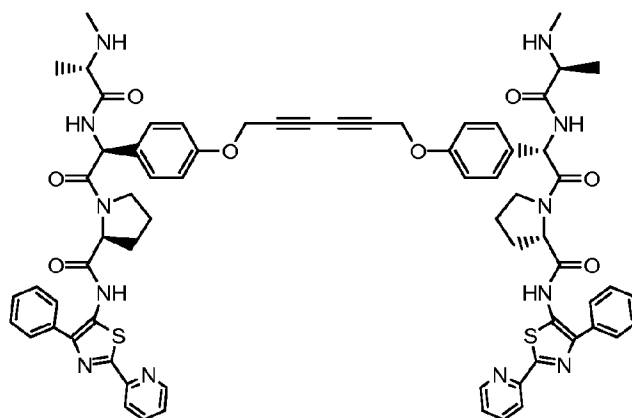




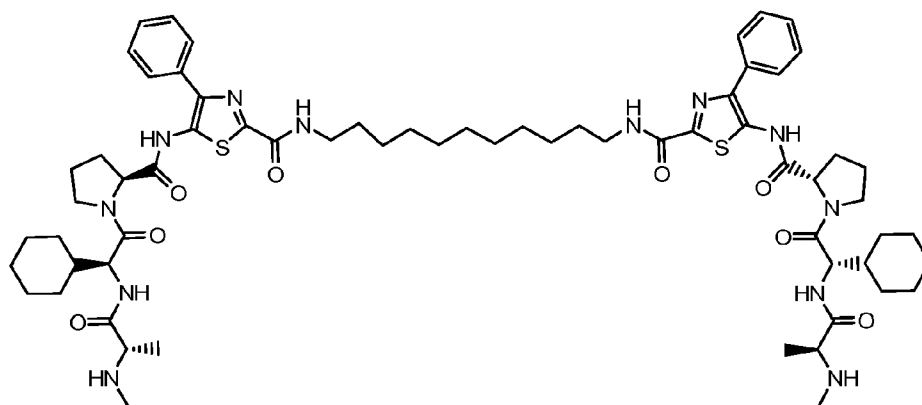
13

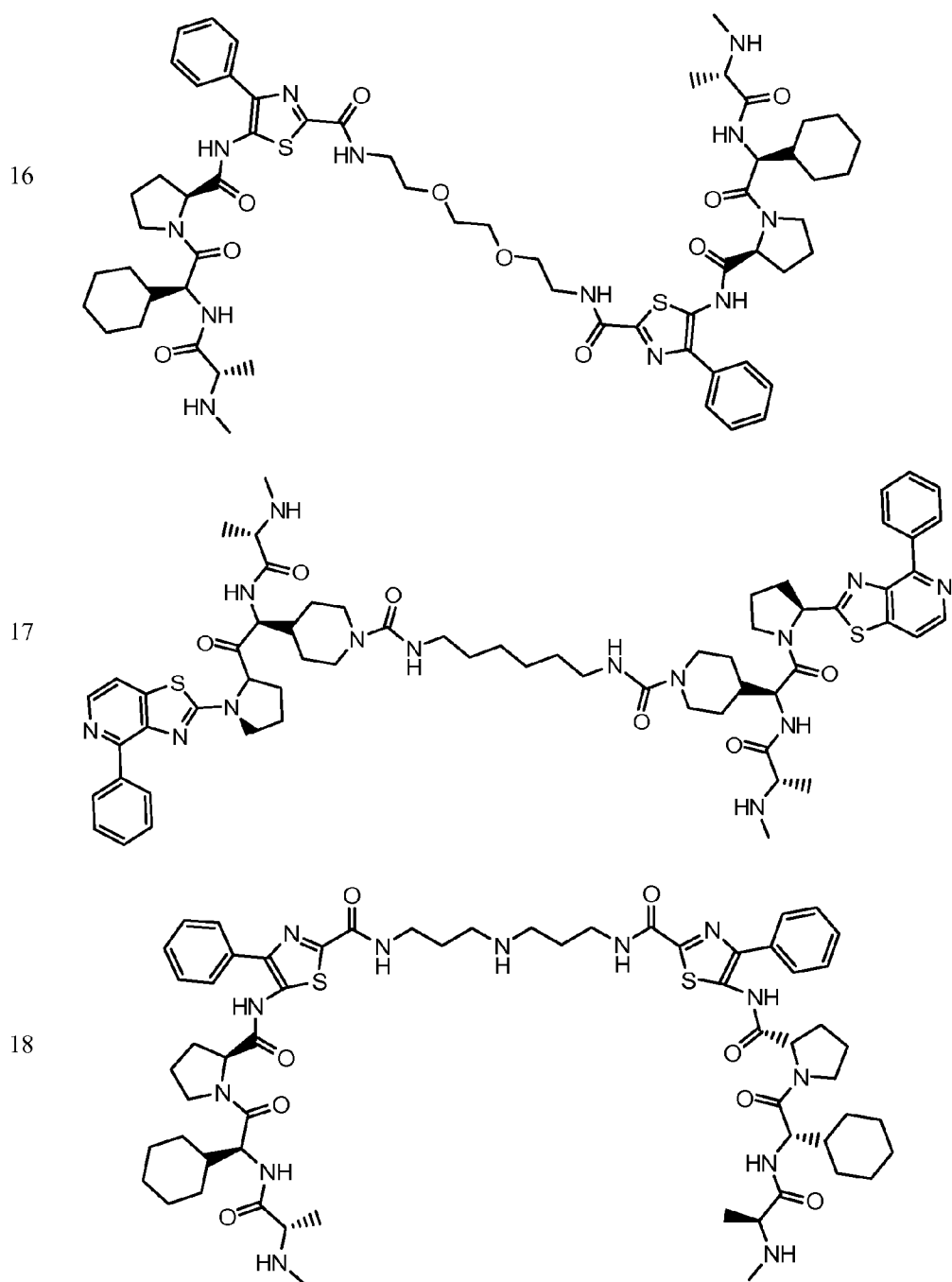


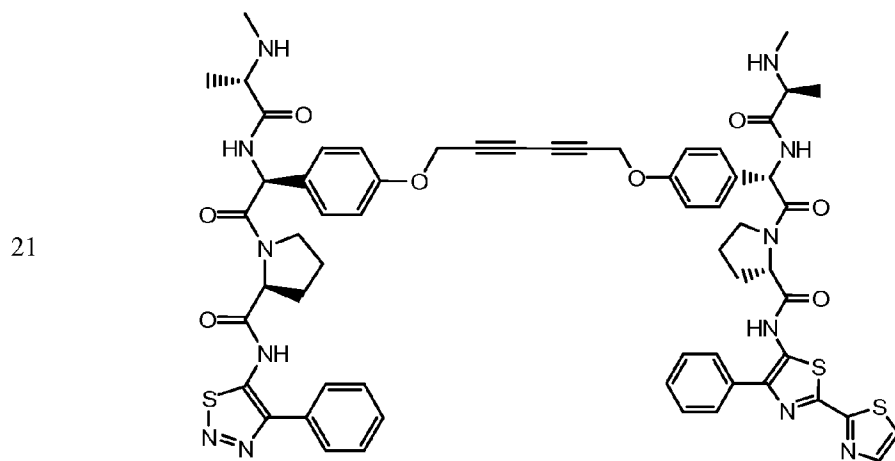
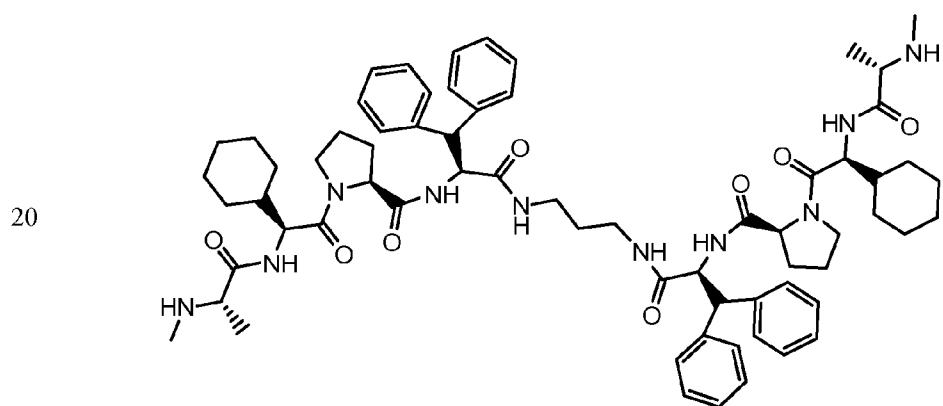
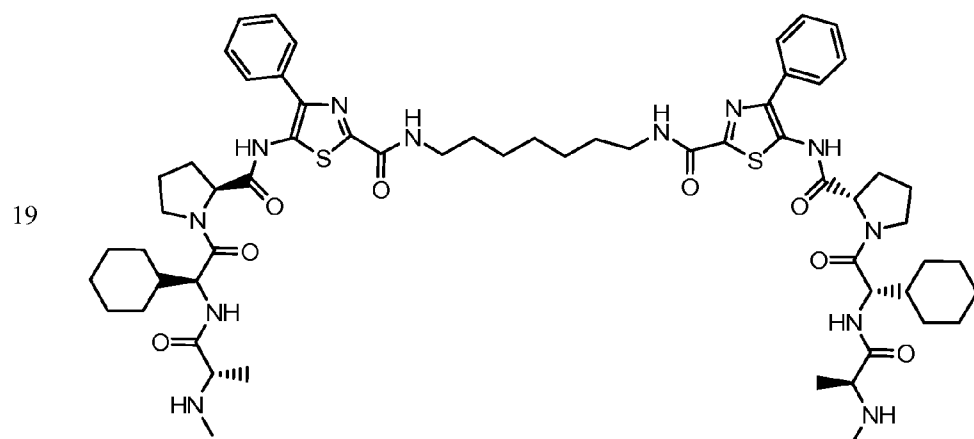
14



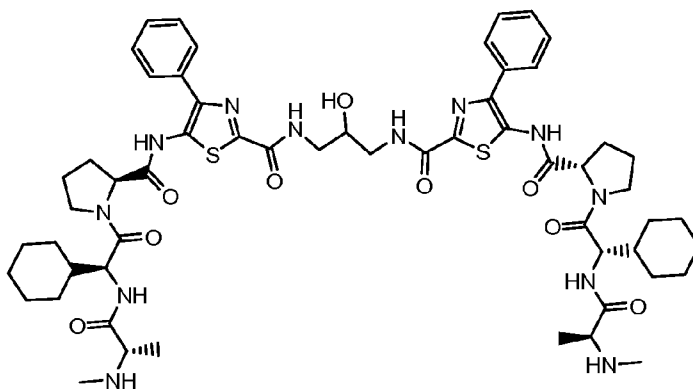
15



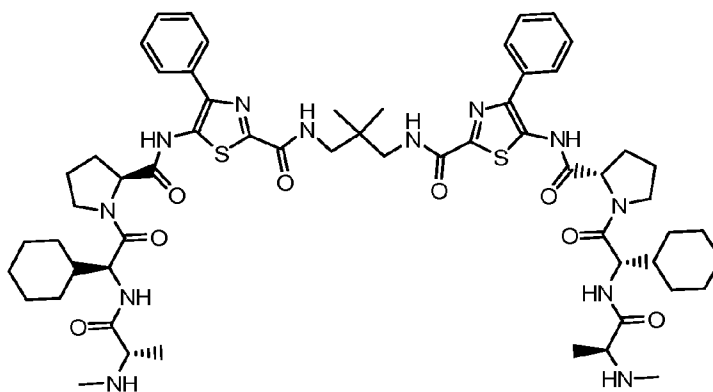




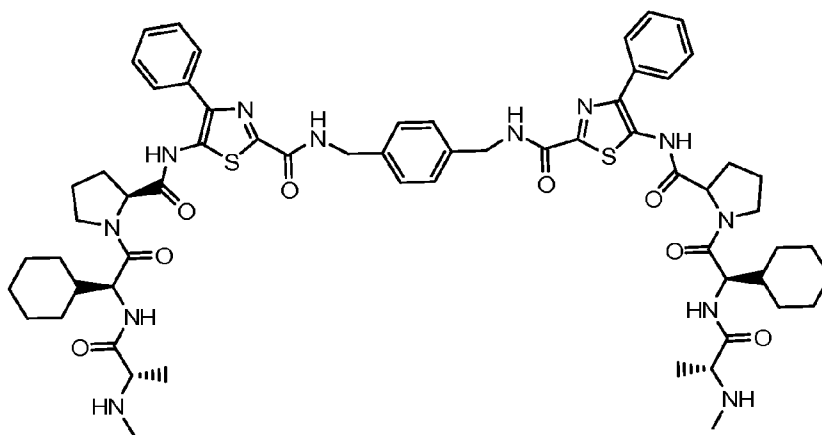
22

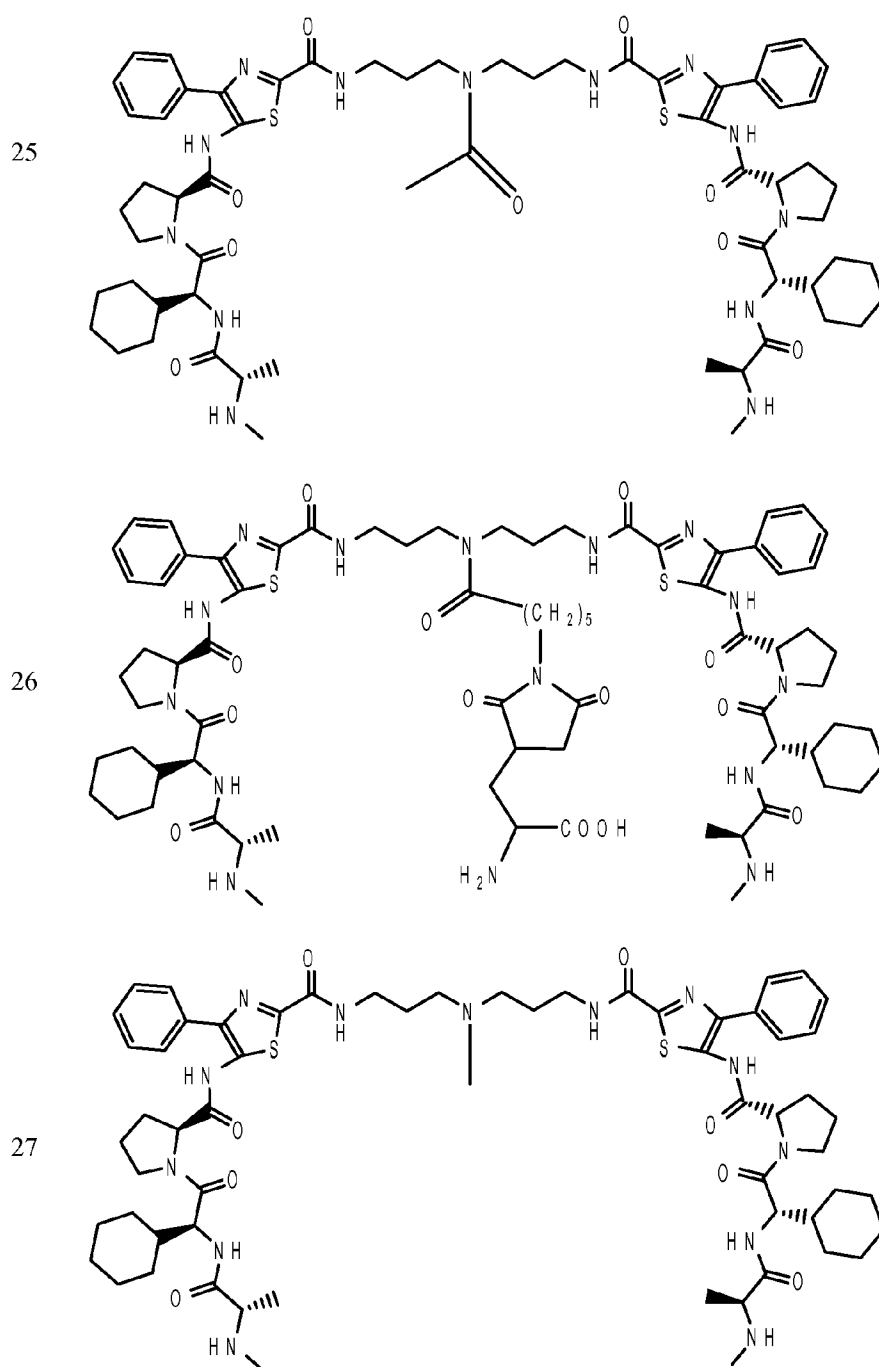


23



24





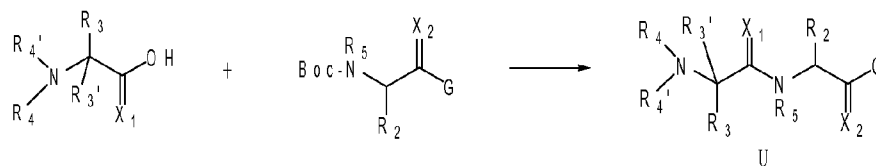
Compounds of the invention may exist in different resonance forms and that all such resonance forms are within the scope of the invention herein.

SYNTHESIS

Compounds of the invention are prepared using standard organic synthetic techniques from commercially available starting materials and reagents. It will be appreciated that synthetic procedures employed in the preparation of compounds of the invention will depend on the particular substituents present in a compound and that various protection and deprotection steps that are standard in organic synthesis may be required but may not be illustrated in the following schemes. In a general synthetic scheme monomer U_1 and U_2 are prepared first and then coupled with a linking group M to give compounds of the invention. Monomers may be prepared using typical peptide chemistry techniques by coupling the amino acid residue analogues with typical amide coupling procedures which are described in US2005/0261203, US2006/0014700, US2006/0167066 and PCT/US2006/062335 each of which is incorporated herein by reference.

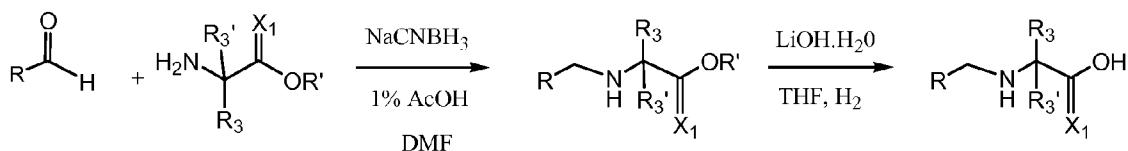
In scheme 1, amine-protected amino acid residue analogues are coupled and deprotected sequentially to give the final compounds

Scheme 1



Monomers in which R_4 or R_4' are other than H may be prepared according to standard organic chemistry techniques, for example by reductive amination in which a starting amino acid residue analog e.g. $NH_2-CH(R_3)-C(O)-OH$ is reacted with a suitable aldehyde or ketone to give the desired R_4 and R_4' substituents as illustrated in the following scheme. The resulting R_4/R_4' substituted amino acid intermediate can then be conjugated to the next amino acid intermediate or the remainder of the compound using standard peptide coupling procedures.

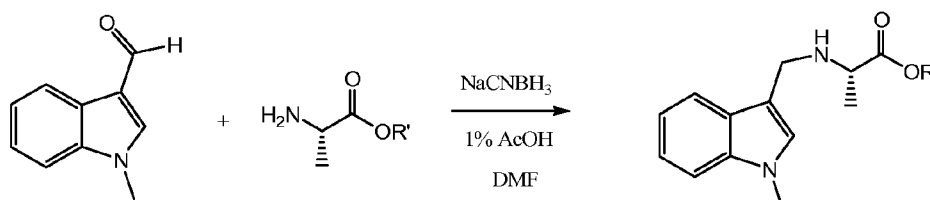
Scheme 2



In a particular embodiment, alanine is reacted with 1-methylindole-2-carboxaldehyde and reduced with sodium cyanoborohydride dissolved in 1% HOAc/DMF to give the N-substituted alanine residue which may be used in preparing compounds of the invention as shown in the following scheme.

5

Scheme 3



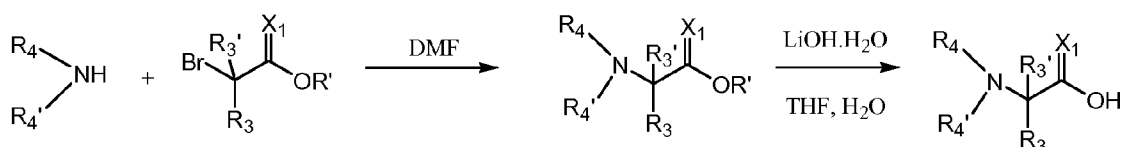
Alternatively, the reductive amination procedure to introduce R₄/R₄' substituents is the final step in the preparation of the compound.

10

When compounds of the invention incorporate R₄ or R₄' substituents other than H, they may also be prepared by substitution of a suitable acid intermediate which incorporates a leaving group with a desired amine. For example Br-CH(R₃)-C(O)-OH is substituted with an amine R₄-NH₂ or R₄-NH-R₄' according to the following scheme.

15

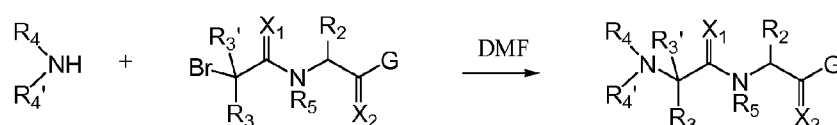
Scheme 4



Alternatively, the substitution reaction introducing R₄ or R₄' substituents may be performed as a final step in the preparation of the compound as illustrated in the following scheme.

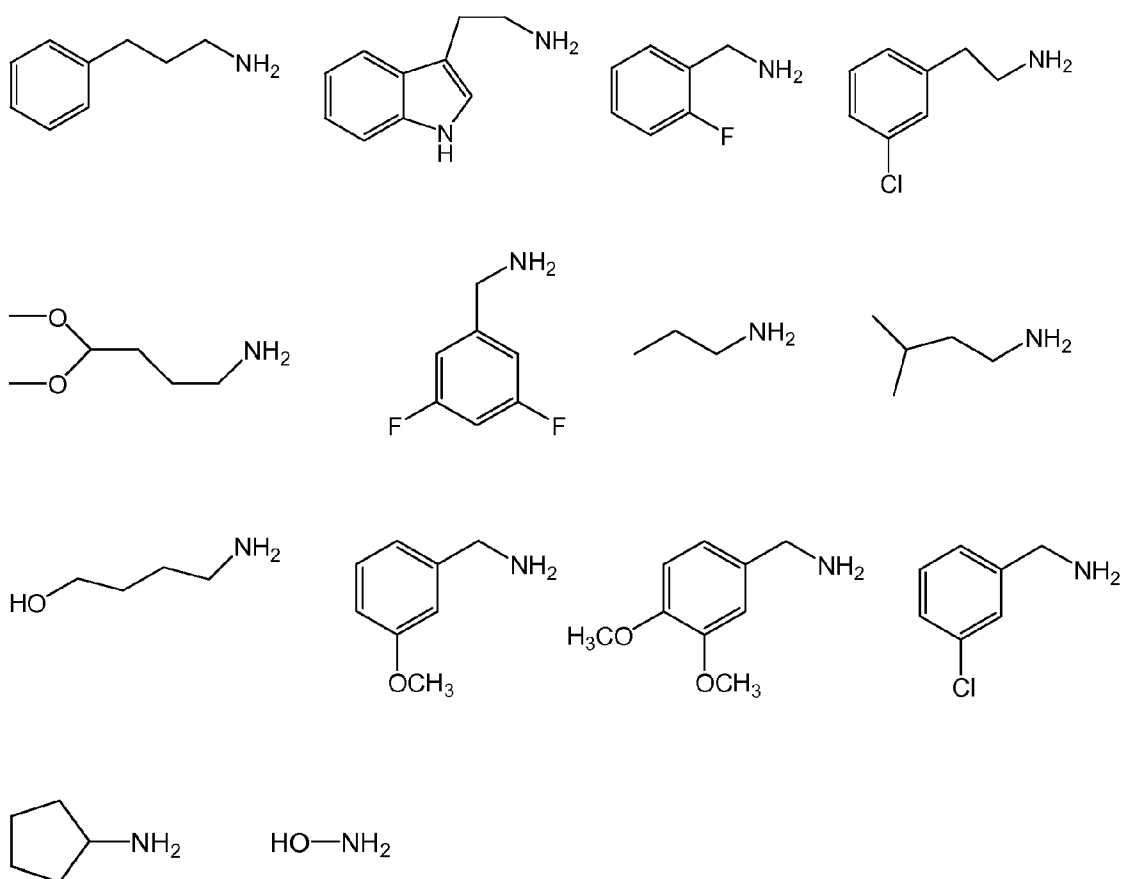
20

Scheme 5



25

In a particular embodiment, 2-bromopropionic acid is reacted with the following amines dissolved in DMF and bubbled for until substitution is complete to form N-substituted alanine residues:



10

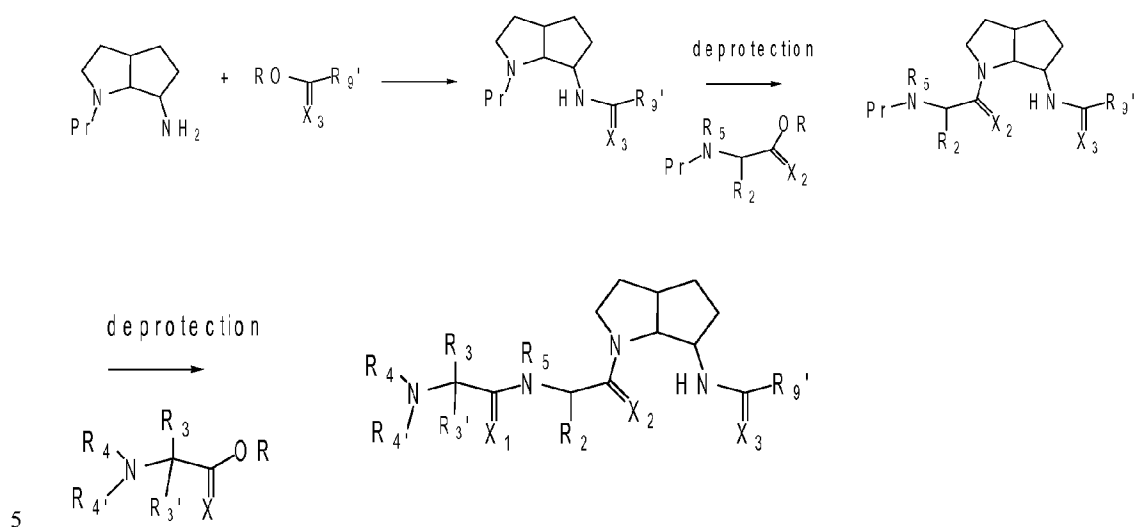
Compounds of the invention in which either X₁ or X₂ is sulfur, i.e. the compound incorporates a thioamide, may be prepared according to established organic chemistry techniques. For example, compounds in which X₂ is sulfur can be prepared starting with an Fmoc protected amino acid residue analog NH₂-CH(R₂)-COOH which is reacted with a thionating reagent such as Lawesson's Reagent or P₄S₁₀.

15

Monomers (U₁ or U₂) in which G has the formula IVa in which L is -C(X₃)-, a general synthetic scheme may involve an N-protected 6-amino-azabicyclo-octane group that is coupled to an activated ester of the desired acid (e.g. naphthalene-carboxylic acid) followed by deprotection of the ring amine and subsequent coupling of amino acid residues thereto using typical amide coupling procedures.

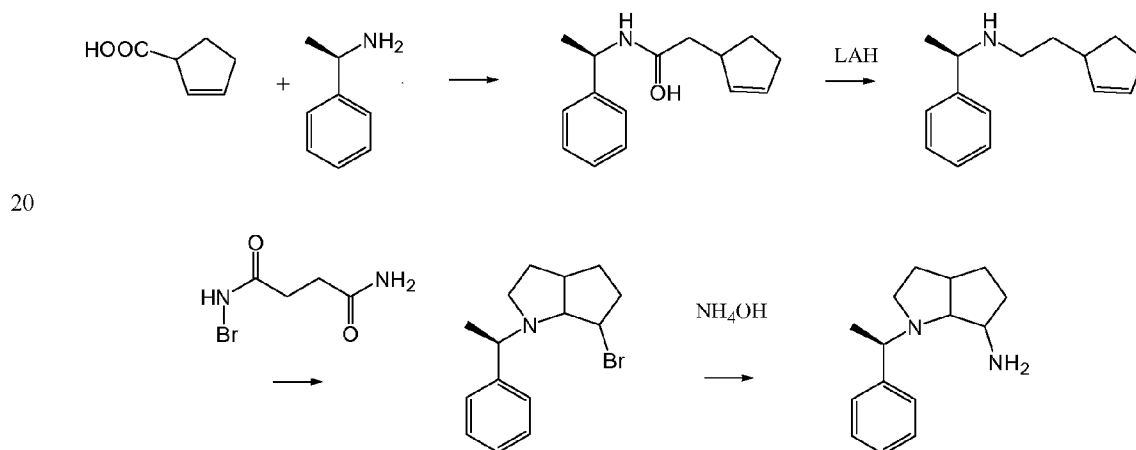
25

Scheme 6



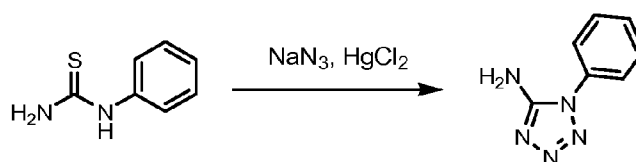
The N-protected 6-amino-azabicyclo-octane intermediate may be prepared according to the procedures described in Cary *et al*, Tetrahedron Letters, 1989, 30:5547 illustrated in the following scheme. In general, an activated ester of cyclopentene acetic acid is coupled to methylbenzyl amine. The methylbenzyl group serves as an amine protecting for the ring product prior to coupling to amino acid residues. The resulting amide is reduced with lithium aluminum hydride to form a secondary amine which is then reacted with N-bromosuccinamide. The resulting N-bromo amine is cyclized with a catalytic amount of cuprous bromide to generated the 6-bromo substituted azabicyclo-octane ring. The ring is then reacted with ammonium hydroxide to convert the 6-bromo group to the corresponding 6-amino ring intermediate which then may used in the synthesis of the compounds of the invention.

Scheme 6a



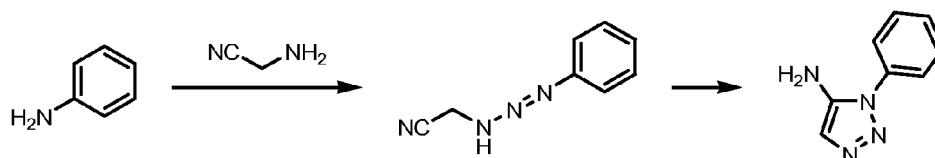
Monomers (U_1 or U_2) in which G has the formula IVb are prepared by coupling an amine-substituted ring A to a proline analog employing standard amide coupling techniques. The amine-substituted ring A is commercially available or else prepared from standard organic chemistry techniques. For example, 1-aryl-5-aminotetrazoles, such as. phenyl-5-aminotetrazole, may be prepared according to the following scheme from commercially available phenyl thiourea by reacting with sodium azide and mercuric chloride.

Scheme 7a



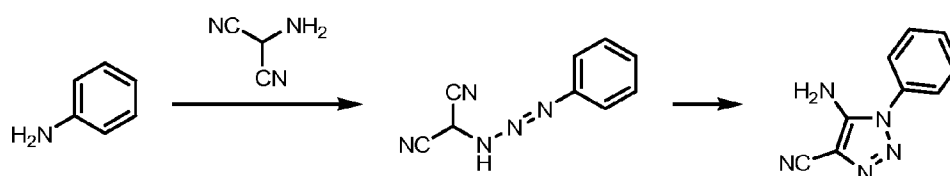
3-Aryl-5-amino-1,2,3-triazoles, such as 3-Phenyl-3H-[1,2,3]triazol-4-ylamine, may be prepared according to the procedures described in J. Org. Chem, 1981, 46:856-9 and illustrated in the following scheme by reacting phenylamine with aminoacetonitrile.

Scheme 7b



Similarly, 5-Amino-1-phenyl-1H-[1,2,3]triazole-4-carbonitrile may be prepared by reacting phenylamine with 2-amino-malononitrile as illustrated in the following scheme.

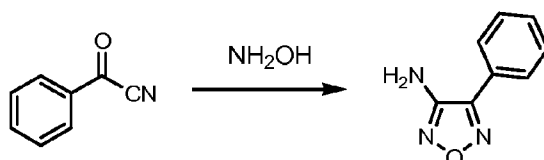
Scheme 7c



4-Aryl-5-amino-1,2,5-oxadiazoles, such as 4-phenyl-furazan-3-ylamine, may be prepared according to the procedures described in Lakhan et al, (Indian Journal of Chemistry, Section B: Organic Chemistry Including Medicinal Chemistry (1987) 26B(7):690-2) and illustrated in the following scheme by reacting benzoyl cyanide with hydroxylamine.

5

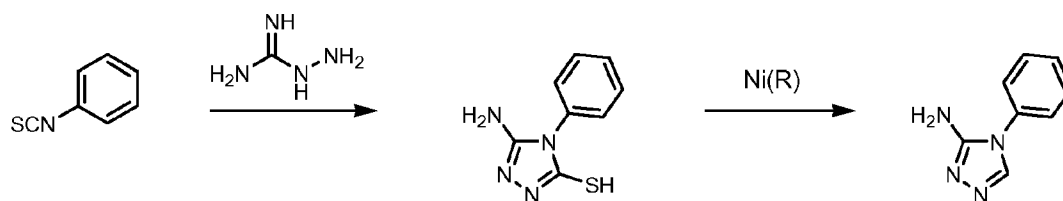
Scheme 7d



4-Aryl-3-amino-1,2,4-triazoles, such as 4-phenyl-4H-[1,2,4]triazol-3-ylamine, may be prepared by reacting phenylisothiocyanate with hydrazinecarboximidamide to give 5-amino-4-phenyl-4H-[1,2,4]triazole-3-thiol in which the thiol group may be removed with Raney nickel catalyst as illustrated in the following scheme.

15

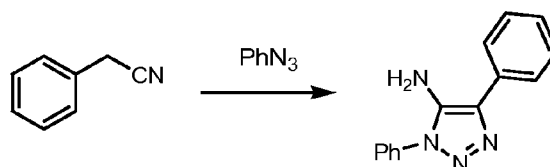
Scheme 7e



4-Aryl-5-amino-1,2,3-triazoles such as 3,5-diphenyl-3H-[1,2,3]triazol-4-ylamine according to the procedures described in J. Org. Chem., 1990, 55:3351-62 and illustrated in the following scheme, by reacting benzeneacetonitrile with azidobenzene (or alternatively trimethylsilylazide, TMS-N₃).

20

Scheme 7f

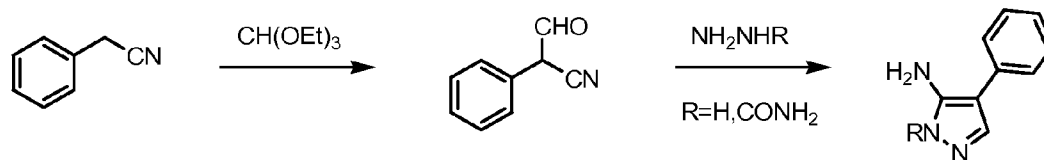


4-Aryl-3-aminopyrazoles such as 4-phenyl-2H-pyrazol-3-ylamine may be prepared according to the procedures described in patent EP269,859 and illustrated in the following scheme, by reacting

25

benzeneacetonitrile with orthoformic acid triethyl ester to give 3-oxo-2-phenyl-propionitrile which is reacted with hydrazine.

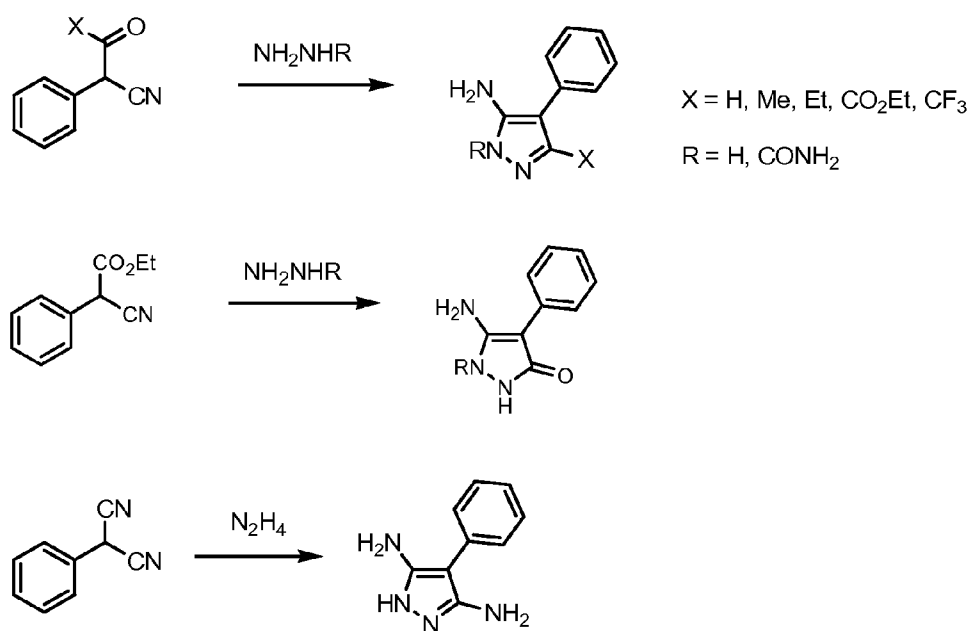
Scheme 7g



5

Various hydrazines and derivatives of benzeneacetonitrile can be used to prepare substituted-4-aryl-3-aminopyrazoles as illustrated in the following schemes.

Scheme 7h



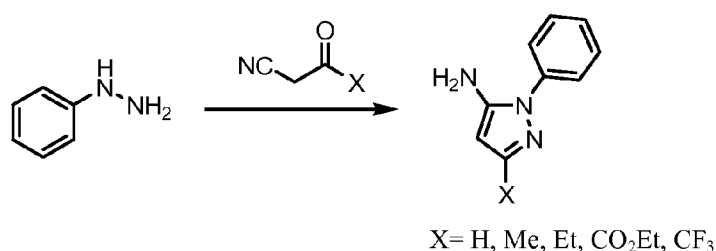
10

15

1-Aryl-5-aminopyrazoles such as 2-phenyl-2H-pyrazol-3-ylamine may be prepared by reacting phenylhydrazine with 3-oxo-propionitrile. Various nitriles can be used to introduce substitution at the 3-position of the pyrazole ring as illustrated in the following scheme.

20

Scheme 7i

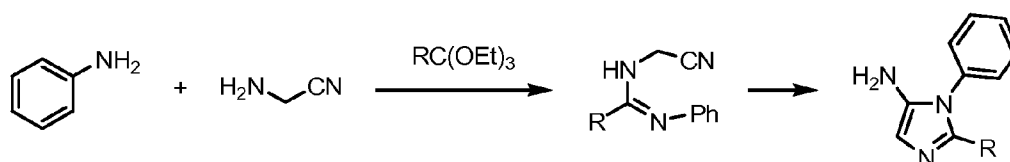


5

3-Aryl-4-aminoimidazoles such as 3-phenyl-3H-imidazol-4-ylamine may be prepared by reacting phenylamine with aminoacetonitrile and orthoformic acid triethyl ester as illustrated in the following scheme. Substitution at the 2-position of the imidazole can be introduced using analogs of the orthoformic acid triethylester as follows.

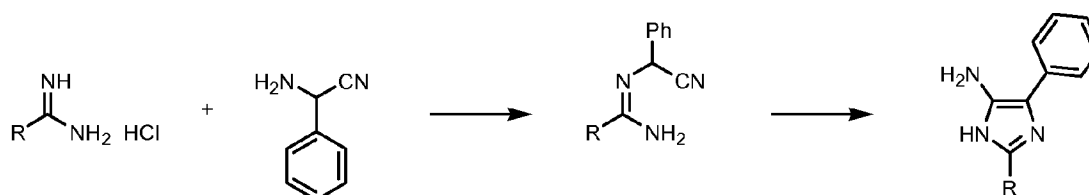
10

Scheme 7j



5-Aryl-4-aminoimidazoles such as 5-phenyl-3H-imidazol-4-ylamine may be prepared by reacting formamidine with aminophenylacetonitrile as illustrated in the following scheme. Substitution at the 2-position of the imidazole ring can be introduced using analogs of the formamidine.

Scheme 7k

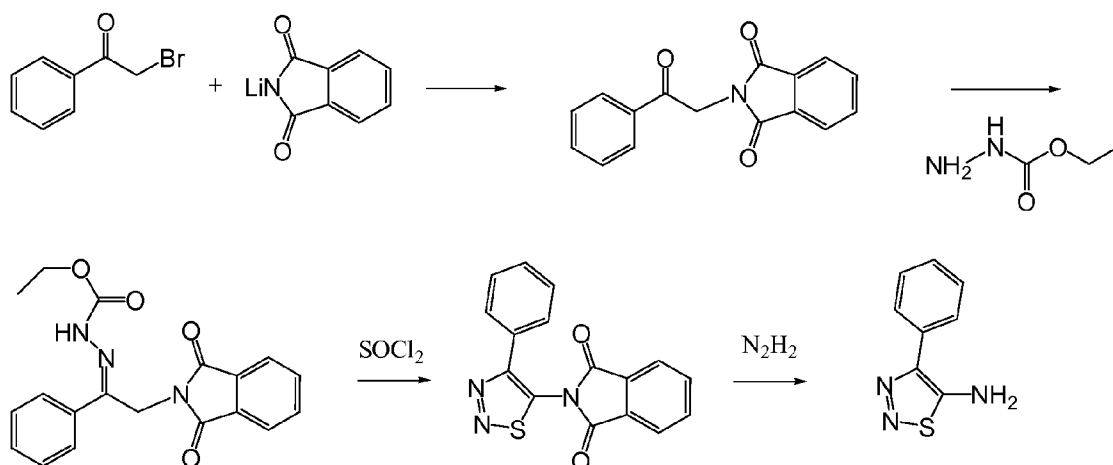


20

4-Aryl-[1,2,3]thiadiazol-5-ylamines such as 4-phenyl-[1,2,3]thiadiazol-5-ylamine may be prepared according to the following. 2-bromo-1-phenyl-ethanone is reacted with lithium phthalimide and the substitution product is reacted with hydrazinecarboxylate ethyl ester. The resulting hydrazinecarboxylate ethyl ester is cyclized to form a thiadiazole by reacting with thionyl chloride followed by removal of the phthalimide group with hydrazine.

25

Scheme 7I

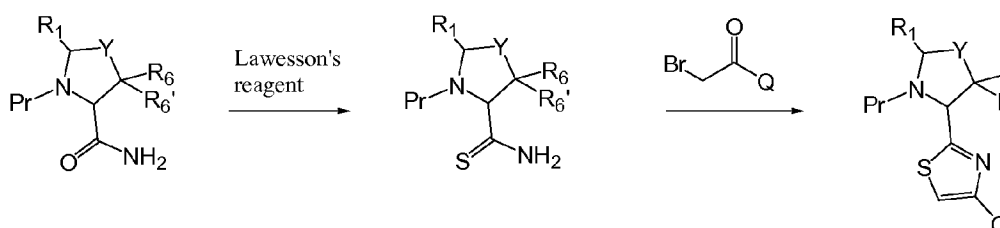


5

Monomers (U_1 or U_2) in which G has the formula IVc are from commercially available reagents employing standard organic chemistry techniques. For example, when ring A is thiazole, the intermediate may be prepared according to the following scheme:

10

Scheme 8a

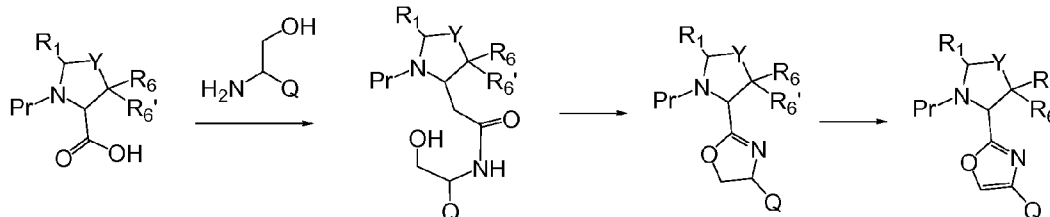


wherein Q, Y, R_1 , R_6 , and R_6' are as defined herein and Pr is an amine protecting group. A proline analog wherein the alpha nitrogen is protected (Pr), for example with Boc or Cbz, and amidated is converted to the corresponding thioamide, for example using Lawesson's reagent according to the procedures described in Williams et al (J. Org. Chem, 2001, 66:8463). The thiamide is then cyclized with an appropriate bromide to give the desired thiazole substituted with group Q, for example using the procedures described in Ciufolini et al, (J. Org. Chem. 1997, 62: 3804). Alternatively, the bromide in the present scheme may incorporate a functional group which may be used to couple a desired group Q to the thiazole formed from the cyclization step.

20

For monomers in which G has the formula IVc in which ring A is an oxazole, the intermediate may be prepared according to the following scheme.

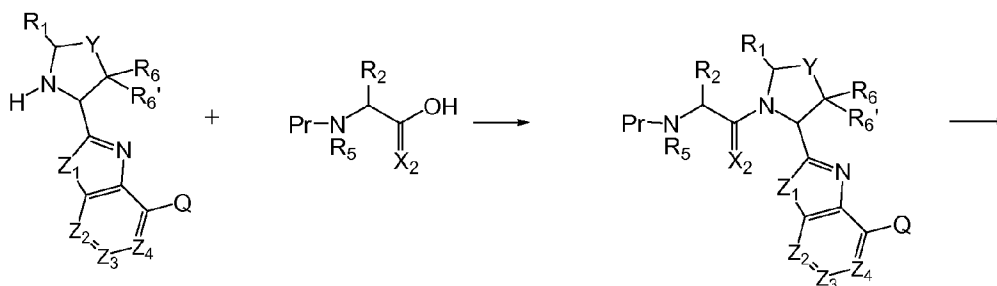
Scheme 8b



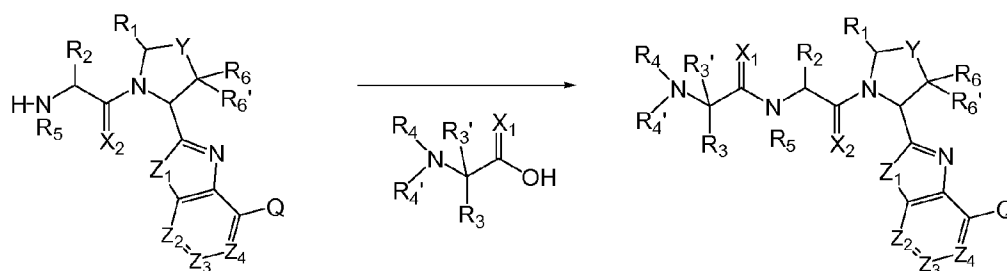
wherein Q, Y, R₁, R₆, and R₆' are as defined herein and Pr is an amine protecting group. The starting proline analog is reacted with an appropriate amine using standard amide forming procedures. The resulting amide is cyclized, for example using Burgess Reagent according to the procedures described in Pihko et al (J. Org. Chem., 1999, 64:652), to give the dihydro-oxazole. The dihydro-oxazole is then reduced to give the desired oxazole substituted with group Q. Alternatively, the amine of the first step in the scheme may incorporate a functional group in place of Q which may be used directly or indirectly to couple a desired group Q to the thiazole formed from the cyclization step.

Monomers (U₁ or U₂) in which G has the formula IVd may be prepared by coupling amino acid residue analogues employing typical amide coupling procedures. In the following scheme, wherein Q, Y, Z₁, Z₂, Z₃, Z₄, R₁, R₆ and R₆' are as defined herein and Pr is a suitable protecting group, amine-protected amino acid residue analogues are coupled and deprotected sequentially to give the final compounds.

Scheme 9

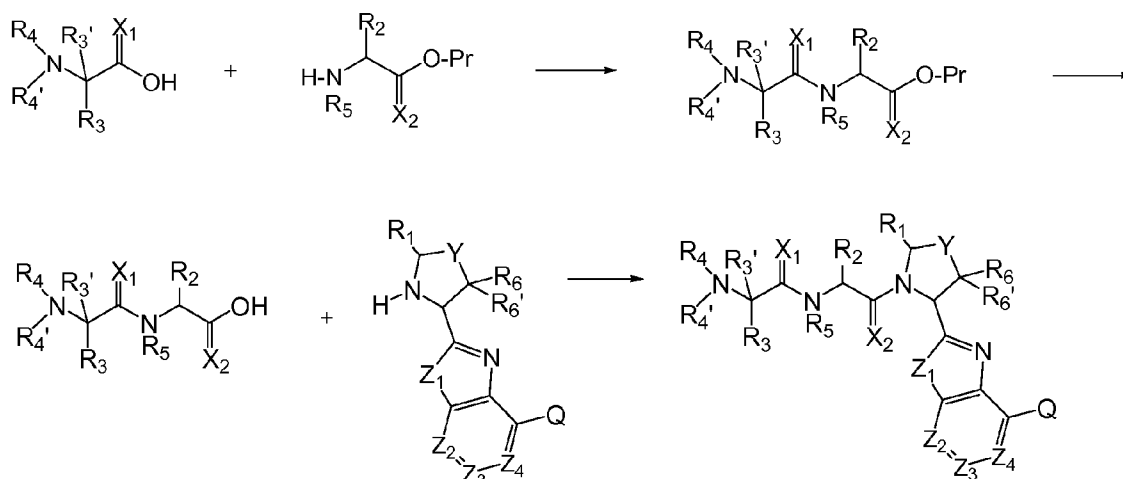


20



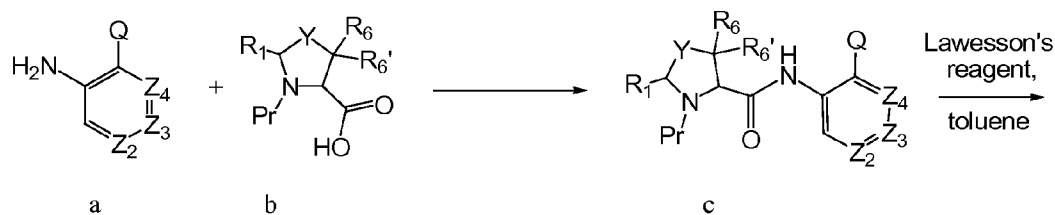
Alternatively monomers in which G has the formula IVd may be prepared by coupling amino acid analogs in any order and may be prepared using solid phase support which is routine in the art. For example, the following scheme illustrates an alternative amino acid residue analogue coupling route.

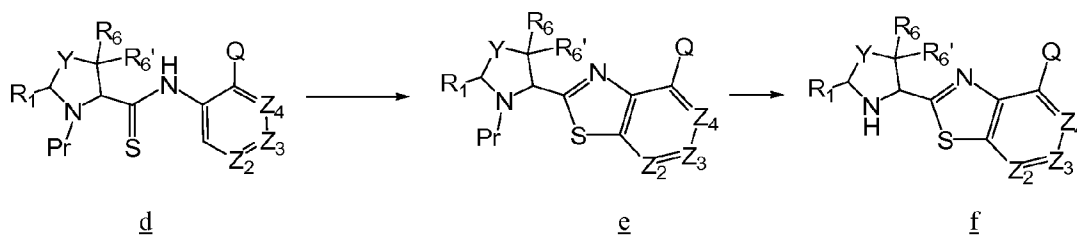
Scheme 9a



Thiazole amino acid analogs of formula IVd, in which Z_1 is S, may be prepared according to scheme 3 wherein $Q, Y, Z_1, Z_2, Z_3, Z_4, R_1, R_6$ and R_6' are as defined herein and Pr is a suitable protecting group.

Scheme 9b



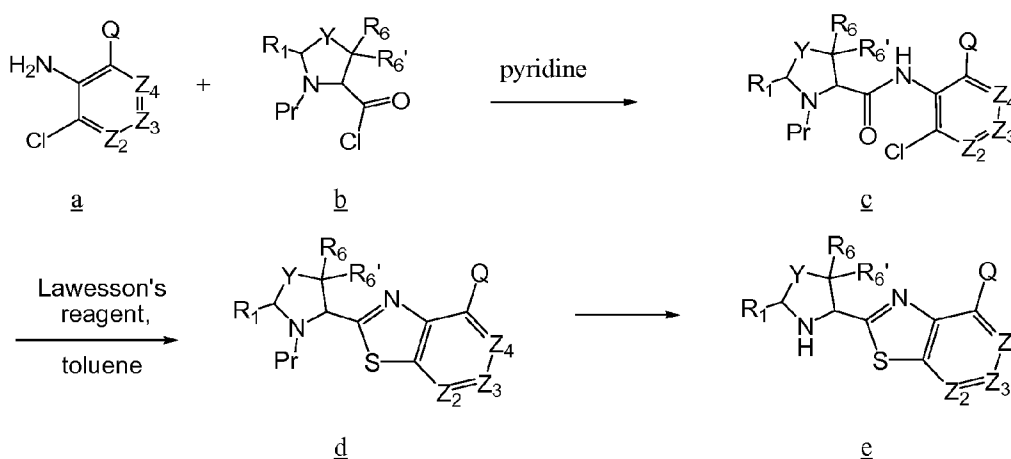


Amine **a** is coupled with **b** using standard amide formation procedures, to form amide **c** which is converted to the corresponding thiamide **d** by reacting with Lawesson's reagent. Thioamide **d** is cyclized, for example with $K_3Fe(CN)_6$ in EtOH to form **e** which is deprotected to give the desired thiazole amino acid analog **f**.

Alternatively, thiazole amino acid analogs in which Z_1 is S may be prepared according to the following scheme.

10

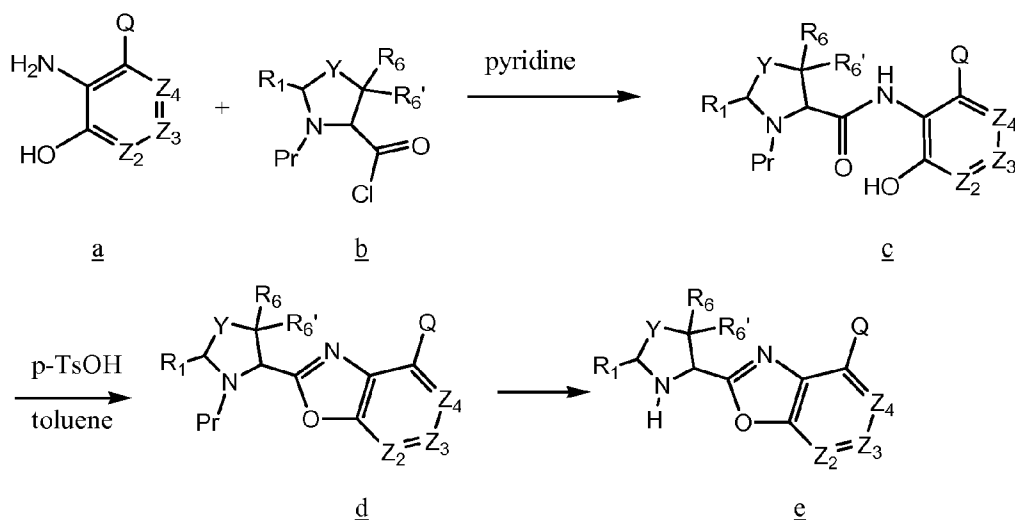
Scheme 9c



Chloro-substituted amine **a** is coupled with acid chloride **b** to give amide **c** which is reacted with Lawesson's reagent and heated to give cyclized compound **d**. Compound **d** is then deprotected to give the desired thiazole intermediate **e** to be used in preparation of compounds of the invention.

Oxazole amino acid analogs of formula IVd, in which Z_1 is O, may be prepared according to the procedures described by Wang et al. (Bioorganic & Medicinal Chemistry (2004), 12(1):17-21) as illustrated in the following scheme.

Scheme 9d



5

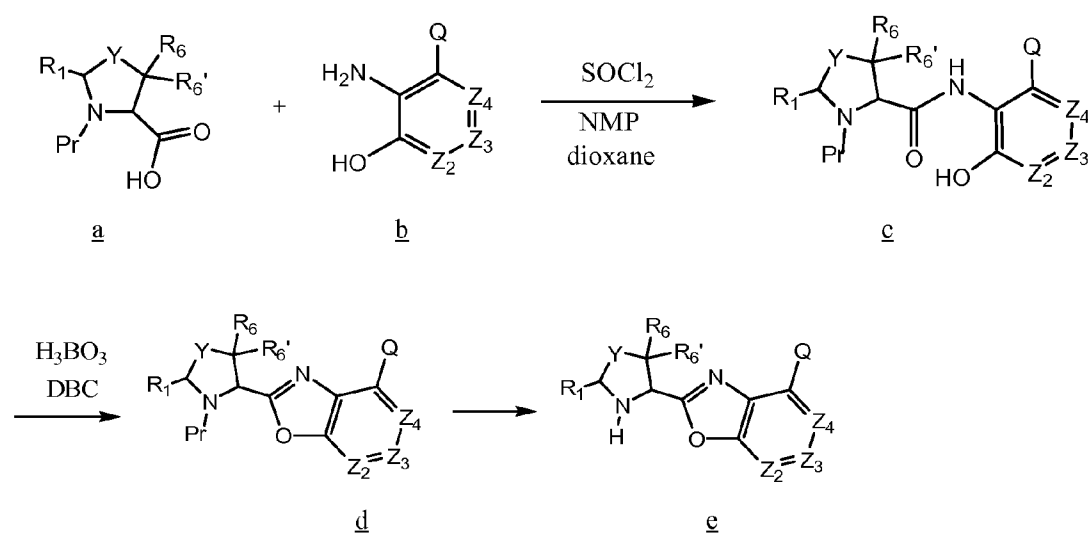
Similar to the previous schemes, an acid chloride b is coupled with amine a to give amide c. However, amide c is refluxed in a solution of p -toluenesulfonic acid in toluene to give d and the protecting group Pr is removed to give the desired oxazole e.

10

Alternatively, oxazole amino acid analogs of formula IVd may be prepared according to the procedures described by Kauffman et al. (Journal of Heterocyclic Chemistry (2002), 39(5), 981-988) illustrated in the following scheme.

15

Scheme 9e



20

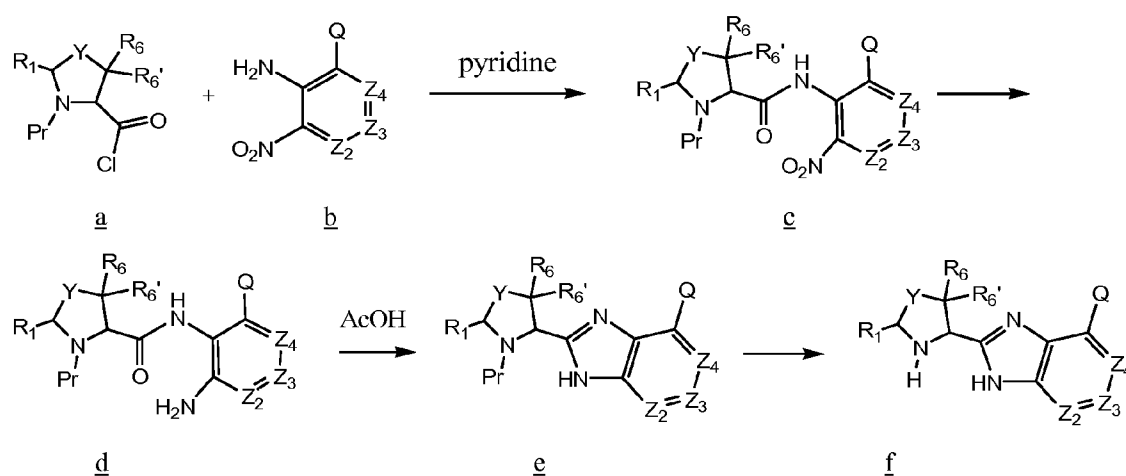
Acid a with dioxane, thionylchloride and N-methylpyrrolidinone are refluxed under inert gas and the resulting acid chloride is coupled with hydroxy/amine b to give amide c. This is then heated with boric acid in dibutylcarbitol to give e and the protecting group Pr is removed to give the desired oxazole intermediate e.

5

Imidazole amino acid analogs of formula IVd, in which Z₁ is NH, may be prepared according to the procedures described by Kumar et al. (Bioorganic & Medicinal Chemistry 2002, 10(12):3997-4004) as illustrated in the following scheme.

10

Scheme 9f



15

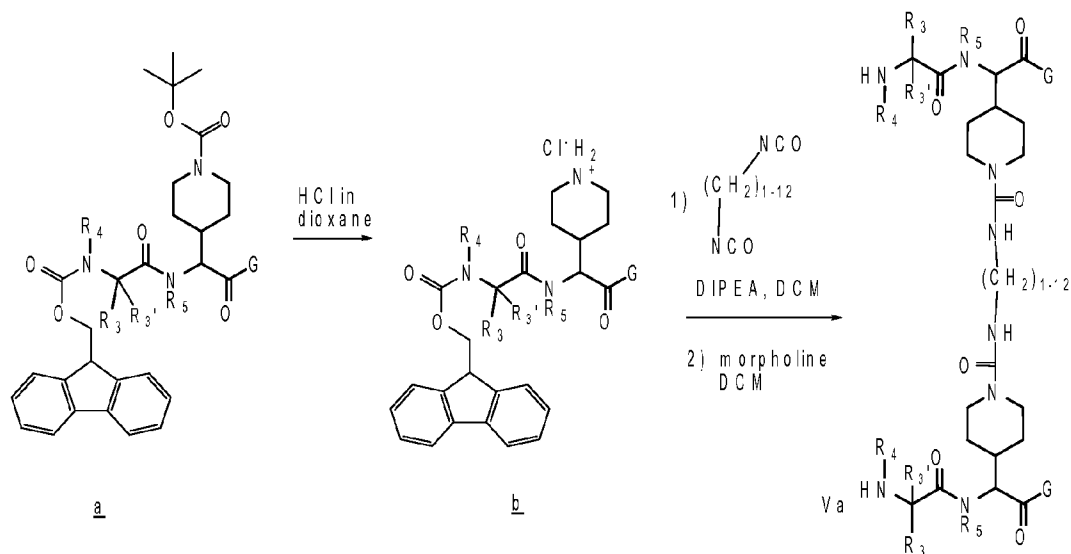
Acid chloride a is coupled with nitro/amine b to give amide c. The nitro group of amide c is reduced to the corresponding amine d, for example with iron, and is then cyclized by heating with acetic acid to give e. The protecting group Pr of e is removed to give the desired imidazole amino acid analog f.

20

Dimer compounds of the invention are prepared using standard organic chemistry techniques. They can be conveniently prepared starting with a monomer U₁ and coupling to a second monomer U₂. Dimer compounds of the invention having the general formula Va in which R₂ is a t-butyl protected piperidine may be prepared by dissolving an Fmoc protected monomer a in HCl in dioxane followed by reaction with a diisocyanate linker.

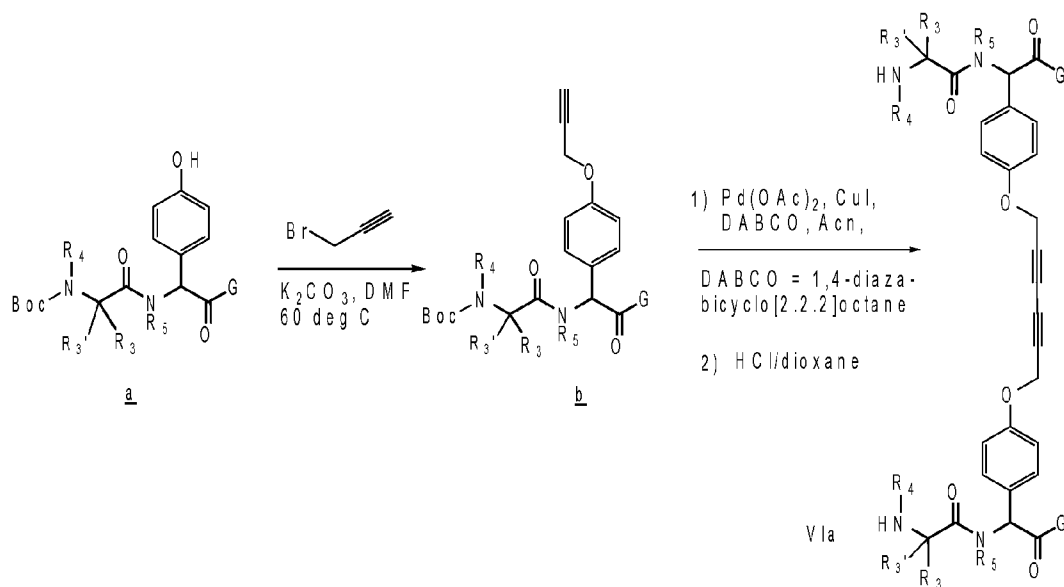
25

Scheme 10



Dimer compounds of the invention having the general formula **Vla** in which R_2 is a hydroxylphenyl may be prepared by reacting a Boc-protected monomer **a** with propargyl bromide to give propynyloxy monomer **b** which is dimerized by combining with $\text{Pd}(\text{OAc})_2$, CuI and DABCO in acetonitrile followed by Boc removal with HCl in dioxane.

Scheme 11



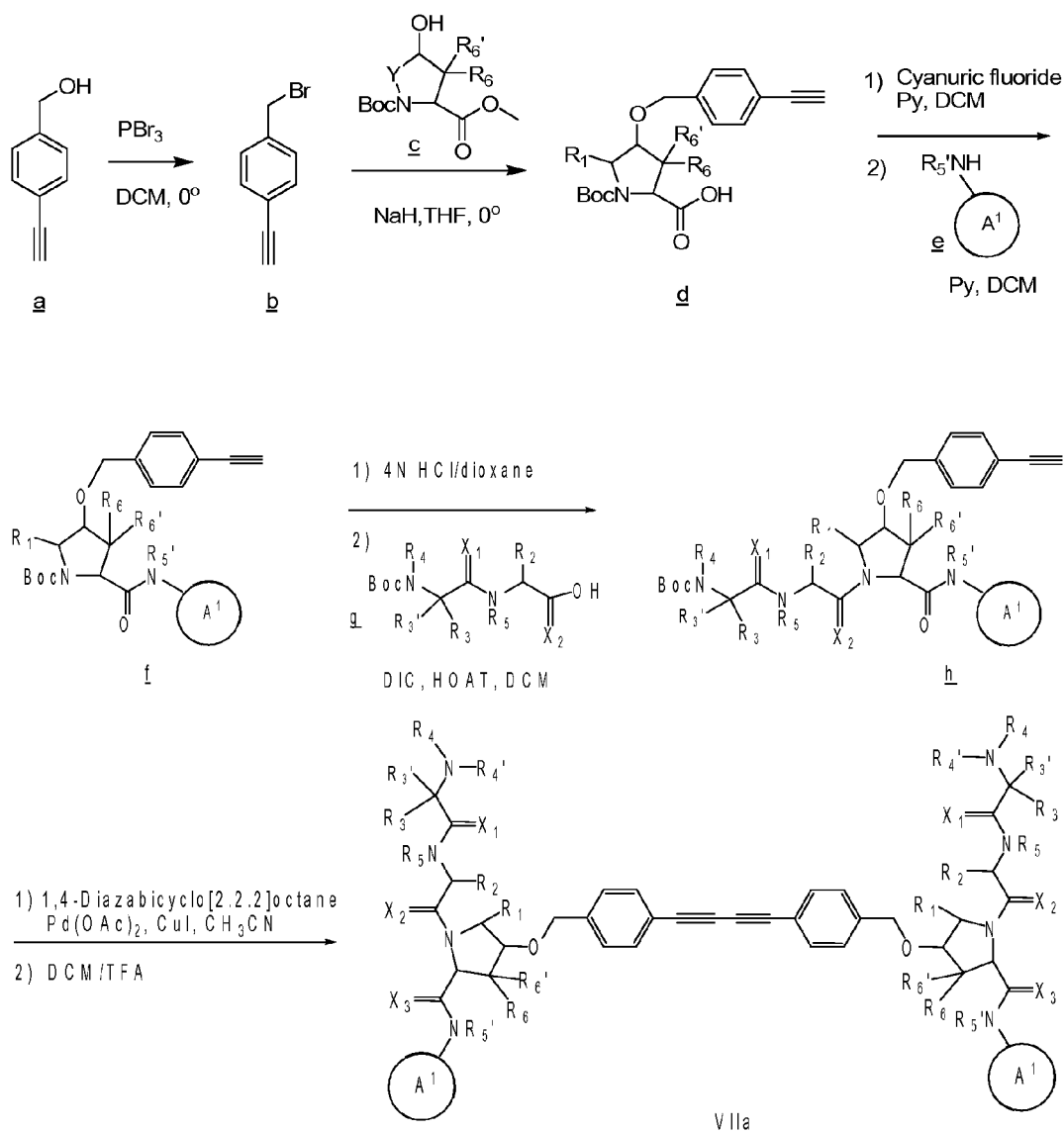
10

Dimer compounds of the invention having the general formula **VIIa** which are linked via proline residues may be prepared by reacting a hydroxy proline residue **c** with 4-ethynylbenzylbromide **b**

prepared from the corresponding alcohol **a**. The resulting ethynylbenzyloxy proline **d** is dimerized by combining with Pd(OAc)₂, DABCO and CuI in acetonitrile followed by Boc deprotection with HCl in dioxane.

5

Scheme 12

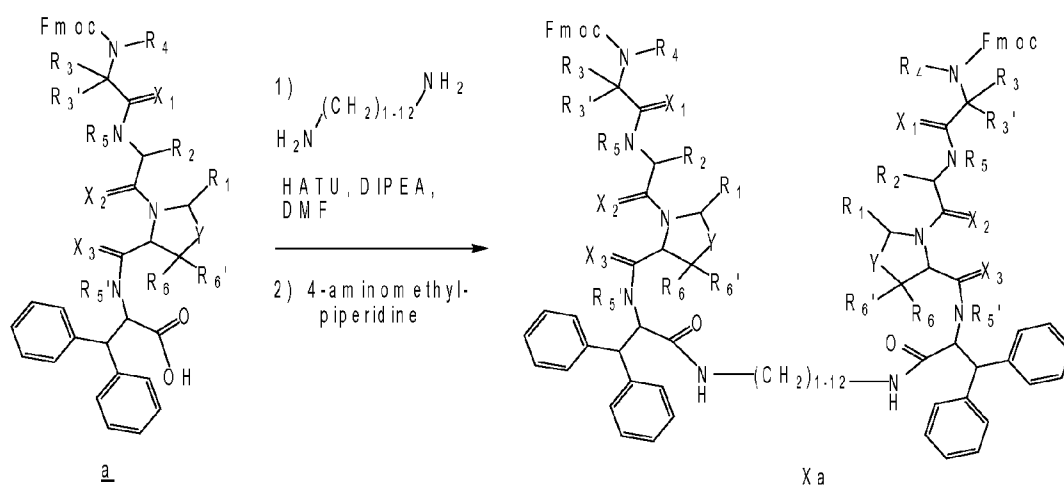


10

15

Dimer compounds of the invention having the general formula Xa may be prepared by reacting an Fmoc-protected carboxylic acid monomer **a** with the appropriate diamine using HATU and DIPEA in DMF followed by Fmoc deprotection with 4-aminomethylpiperidine.

Scheme 13



INDICATIONS

The compounds of the invention inhibit the binding of IAP proteins to caspases, in particular X-IAP binding interaction with caspases 3 and 7. The compounds also inhibit the binding of ML-IAP to Smac protein. Accordingly, the compounds of the invention are useful for inducing apoptosis in cells or sensitizing cells to apoptotic signals, in particular cancer cells. Compounds of the invention are useful for inducing apoptosis in cells that overexpress IAP proteins. Alternatively, compounds of the invention are useful for inducing apoptosis in cells in which the mitochondrial apoptotic pathway is disrupted such that release of Smac from ML-IAP proteins is inhibited, for example by up regulation of Bcl-2 or down regulation of Bax/Bak. More broadly, the compounds can be used for the treatment of all cancer types which fail to undergo apoptosis. Examples of such cancer types include neuroblastoma, intestine carcinoma such as rectum carcinoma, colon carcinoma, familial adenomatous polyposis carcinoma and hereditary non-polyposis colorectal cancer, esophageal carcinoma, labial carcinoma, larynx carcinoma, hypopharynx carcinoma, tongue carcinoma, salivary gland carcinoma, gastric carcinoma, adenocarcinoma, medullary thyroid carcinoma, papillary thyroid carcinoma, renal carcinoma, kidney parenchyma carcinoma, ovarian carcinoma, cervix carcinoma, uterine corpus carcinoma, endometrium carcinoma, chorion carcinoma, pancreatic carcinoma, prostate carcinoma, testis carcinoma, breast carcinoma, urinary carcinoma, melanoma, brain tumors such as glioblastoma, astrocytoma, meningioma, medulloblastoma and peripheral neuroectodermal tumors, Hodgkin lymphoma, non-Hodgkin lymphoma, Burkitt lymphoma, acute lymphatic leukemia (ALL), chronic lymphatic leukemia (CLL), acute myeloid leukemia (AML), chronic myeloid leukemia (CML), adult T-cell leukemia lymphoma, hepatocellular carcinoma, gall bladder carcinoma, bronchial carcinoma, small cell lung carcinoma, non-small cell lung carcinoma, multiple myeloma, basaloma, teratoma, retinoblastoma, chorioidea melanoma, seminoma, rhabdomyosarcoma, craniopharyngeoma, osteosarcoma, chondrosarcoma, myosarcoma, liposarcoma, fibrosarcoma, Ewing sarcoma and plasmocytoma.

Compounds of the invention are useful for sensitizing cells to apoptotic signals. Accordingly, the compounds may be administered prior to, concomitantly with, or following administration of radiation therapy or cytostatic or antineoplastic chemotherapy. Suitable cytostatic chemotherapy compounds include, but are not limited to (i) antimetabolites, such as cytarabine, fludarabine, 5-fluoro-2'-deoxyuridine, gemcitabine, hydroxyurea or methotrexate; (ii) DNA-fragmenting agents, such as bleomycin, (iii) DNA-crosslinking agents, such as chlorambucil, cisplatin, cyclophosphamide or nitrogen mustard; (iv) intercalating agents such as adriamycin (doxorubicin)

or mitoxantrone; (v) protein synthesis inhibitors, such as L-asparaginase, cycloheximide, puromycin or diphtheria toxin; (vi) topoisomerase I poisons, such as camptothecin or topotecan; (vii) topoisomerase II poisons, such as etoposide (VP-16) or teniposide; (viii) microtubule-directed agents, such as colcemid, colchicine, paclitaxel, vinblastine or vincristine; (ix) kinase inhibitors
5 such as flavopiridol, staurosporin, STI571 (CPG 57148B) or UCN-01 (7-hydroxystaurosporine); (x) miscellaneous investigational agents such as thioplatin, PS-341, phenylbutyrate, ET-18-OCH₃, or farnesyl transferase inhibitors (L-739749, L-744832); polyphenols such as quercetin, resveratrol, piceatannol, epigallocatechine gallate, theaflavins, flavanols, procyanidins, betulinic acid and derivatives thereof; (xi) hormones such as glucocorticoids or fenretinide; (xii) hormone
10 antagonists, such as tamoxifen, finasteride or LHRH antagonists. In a particular embodiment, compounds of the present invention are coadministered with a cytostatic compound selected from the group consisting of cisplatin, doxorubicin, taxol, taxotere and mitomycin C. In a particular embodiment, the cytostatic compound is doxorubicin.

15 Another class of active compounds which can be used in the present invention are those which are able to sensitize for or induce apoptosis by binding to death receptors ("death receptor agonists"). Such agonists of death receptors include death receptor ligands such as tumor necrosis factor α (TNF- α), tumor necrosis factor β (TNF- β , lymphotoxin- α), LT- β (lymphotoxin- β), TRAIL (Apo2L, DR4 ligand), CD95 (Fas, APO-1) ligand, TRAMP (DR3, Apo-3) ligand, DR6 ligand as
20 well as fragments and derivatives of any of said ligands. In an embodiment, the death receptor ligand is TNF- α . In a particular embodiment, the death receptor ligand is Apo2L/TRAIL. Furthermore, death receptors agonists comprise agonistic antibodies to death receptors such as anti-CD95 antibody, anti-TRAIL-R1 (DR4) antibody, anti-TRAIL-R2 (DR5) antibody, anti-TRAIL-R3 antibody, anti-TRAIL-R4 antibody, anti-DR6 antibody, anti-TNF-R1 antibody and anti-
25 TRAMP (DR3) antibody as well as fragments and derivatives of any of said antibodies.

For the purpose of sensitizing cells for apoptosis, the compounds of the present invention can be also used in combination with radiation therapy. The phrase "radiation therapy" refers to the use of electromagnetic or particulate radiation in the treatment of neoplasia. Radiation therapy is based on the principle that high-dose radiation delivered to a target area will result in the death of
30 reproducing cells in both tumor and normal tissues. The radiation dosage regimen is generally defined in terms of radiation absorbed dose (rad), time and fractionation, and must be carefully defined by the oncologist. The amount of radiation a patient receives will depend on various consideration but the two most important considerations are the location of the tumor in relation to other critical structures or organs of the body, and the extent to which the tumor has spread.

Examples of radiotherapeutic agents are provided in, but not limited to, radiation therapy and is known in the art (Hellman, Principles of Radiation Therapy, Cancer, in Principles I and Practice of Oncology, 24875 (Devita et al., 4th ed., vol 1, 1993). Recent advances in radiation therapy include three-dimensional conformal external beam radiation, intensity modulated radiation therapy (IMRT), stereotactic radiosurgery and brachytherapy (interstitial radiation therapy), the latter placing the source of radiation directly into the tumor as implanted "seeds". These newer treatment modalities deliver greater doses of radiation to the tumor, which accounts for their increased effectiveness when compared to standard external beam radiation therapy.

Ionizing radiation with beta-emitting radionuclides is considered the most useful for radiotherapeutic applications because of the moderate linear energy transfer (LET) of the ionizing particle (electron) and its intermediate range (typically several millimeters in tissue). Gamma rays deliver dosage at lower levels over much greater distances. Alpha particles represent the other extreme, they deliver very high LET dosage, but have an extremely limited range and must, therefore, be in intimate contact with the cells of the tissue to be treated. In addition, alpha emitters are generally heavy metals, which limits the possible chemistry and presents undue hazards from leakage of radionuclide from the area to be treated. Depending on the tumor to be treated all kinds of emitters are conceivable within the scope of the present invention.

Furthermore, the present invention encompasses types of non-ionizing radiation like e.g. ultraviolet (UV) radiation, high energy visible light, microwave radiation (hyperthermia therapy), infrared (IR) radiation and lasers. In a particular embodiment of the present invention UV radiation is applied.

The invention also includes pharmaceutical compositions or medicaments containing the compounds of the invention and a therapeutically inert carrier, diluent or excipient, as well as methods of using the compounds of the invention to prepare such compositions and medicaments. Typically, the compounds of formula I used in the methods of the invention are formulated by mixing at ambient temperature at the appropriate pH, and at the desired degree of purity, with physiologically acceptable carriers, i.e., carriers that are non-toxic to recipients at the dosages and concentrations employed into a galenical administration form. The pH of the formulation depends mainly on the particular use and the concentration of compound, but may range anywhere from about 3 to about 8. Formulation in an acetate buffer at pH 5 is a suitable embodiment. In an embodiment, the inhibitory compound for use herein is sterile. The compound ordinarily will be stored as a solid composition, although lyophilized formulations or aqueous solutions are acceptable.

The composition of the invention will be formulated, dosed, and administered in a fashion consistent with good medical practice. Factors for consideration in this context include the particular disorder being treated, the particular mammal being treated, the clinical condition of the individual patient, the cause of the disorder, the site of delivery of the agent, the method of administration, the scheduling of administration, and other factors known to medical practitioners. The "effective amount" of the compound to be administered will be governed by such considerations, and is the minimum amount necessary to inhibit IAP interaction with caspases, induce apoptosis or sensitize a malignant cell to an apoptotic signal. Such amount is may be below the amount that is toxic to normal cells, or the mammal as a whole.

Generally, the initial pharmaceutically effective amount of the compound of the invention administered parenterally per dose will be in the range of about 0.01-100 mg/kg, for example about 0.1 to 20 mg/kg of patient body weight per day, with the typical initial range of compound used being 0.3 to 15 mg/kg/day. Oral unit dosage forms, such as tablets and capsules, may contain from about 25 to about 1000 mg of the compound of the invention.

The compound of the invention may be administered by any suitable means, including oral, topical, transdermal, parenteral, subcutaneous, intraperitoneal, intrapulmonary, and intranasal, and, if desired for local treatment, intralesional administration. Parenteral infusions include intramuscular, intravenous, intraarterial, intraperitoneal, or subcutaneous administration. An example of a suitable oral dosage form is a tablet containing about 25mg, 50mg, 100mg, 250mg, or 500mg of the compound of the invention compounded with about 90-30 mg anhydrous lactose, about 5-40 mg sodium croscarmellose, about 5-30mg polyvinylpyrrolidone (PVP) K30, and about 1-10 mg magnesium stearate. The powdered ingredients are first mixed together and then mixed with a solution of the PVP. The resulting composition can be dried, granulated, mixed with the magnesium stearate and compressed to tablet form using conventional equipment. An aerosol formulation can be prepared by dissolving the compound, for example 5-400 mg, of the invention in a suitable buffer solution, e.g. a phosphate buffer, adding a tonicifier, e.g. a salt such sodium chloride, if desired. The solution is typically filtered, e.g. using a 0.2 micron filter, to remove impurities and contaminants.

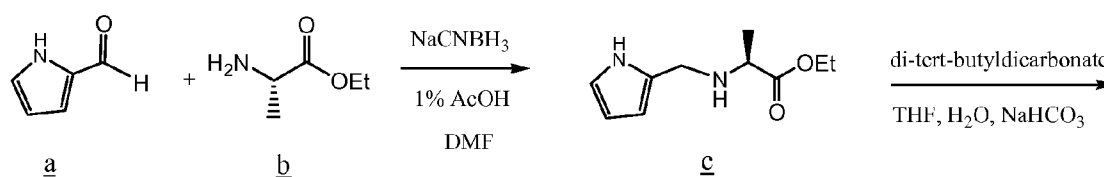
EXAMPLES

The invention will be more fully understood by reference to the following examples. They should not, however, be construed as limiting the scope of the invention. Reagents and solvents were
5 obtained from commercial sources and used as received.

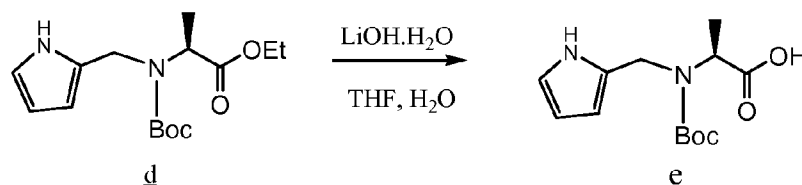
Abbreviations used herein are as follows:

- AcOH: acetic acid;
ACN: acetonitrile;
10 Chg: cyclohexylglycine;
DCM: dichloromethane
DIPEA: diisopropylethylamine;
DMAP: 4- dimethylaminopyridine;
DME: 1,2-dimethoxyethane;
15 DMF: dimethylformamide;
DMSO: dimethylsulfoxide
EDC: 1-ethyl-3-(3-dimethylaminopropyl)carbodiimide;
EEDQ: 2-ethoxy-1-ethoxycarbonyl-1,2-dihydroquinoline;
EtOAc: ethylacetate
20 EtOH: ethanol;
LCMS: liquid chromatography mass spectrometry;
HATU: O-(7-Azobenzotriazol-1-yl)-1,1,3,3-tetramethyluronium hexafluorophosphate;
HOBt: N-Hydroxybenzotriazole
HBTU: 2-(1H-Benzotriazol-1-yl)-1,1,3,3-Tetramethyl-uronium Hexafluorophosphate;
25 HPLC: high performance liquid chromatography;
MeOH: methanol;
NBS: N-bromosuccinamide;
TASF: tris(dimethylamino)sulfonium difluorotrimethylsilicate;
TEA: triethylamine;
30 TFA: trifluoroacetic acid;
THF: tetrahydrofuran;

Example 1 2-[tert-Butoxycarbonyl-(1H-pyrrol-2-ylmethyl)-amino]-propionic acid



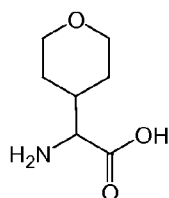
5



Alanine ethyl ester **b** (5g, 32.5mmol), pyrrole-2-carboxaldehyde **a** (3.1g, 32.5mmol), sodium cyanoborohydride (2.04g, 32.5mmol) and AcOH (1%) were mixed in DMF and stirred overnight. The reaction was quenched with H₂O, and DMF was evaporated. The mixture was diluted with EtOAc, washed by 0.1N NaOH, dried and concentrated to yield product **c** 2.5g. The resulting ester **c** (2.5g, 12.8mmol), di-tert-butyl dicarbonate (3.06g, 14mmol) were mixed in THF, H₂O with NaHCO₃ and stirred overnight. THF was evaporated, and the mixture was diluted with EtOAc, washed by 1N NaOH, sat. NH₄Cl and brine. After dried, the mixture was concentrated to yield the Boc-protected ester **d** 3.3g. The Boc-protected ester **d** (1.67g, 5.6mol), lithium hydroxide mono hydrate (284mg, 6.77mmol) were mixed in THF and H₂O at 0°C. THF was vacuumed off, and the solution was acidified by dilute H₂SO₄, extracted by EtOAc twice. Organic layers were combined, dried and evaporated giving product 2-[tert-butoxycarbonyl-(1H-pyrrol-2-ylmethyl)-amino]-propionic acid **e**.

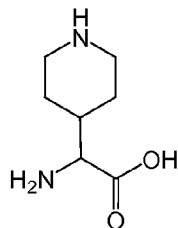
20

Example 2 tetrahydropyranylglycine



Tetrahydropyranylglycine was purchased from NovaBiochem, or synthesized according to the literature: Ghosh, A. K.; Thompson, W. J.; holloway, M. K.; McKee, S. P.; Duong, T. T.; Lee, H. Y.; Munson, P. M.; Smith, A. M.; Wai, J. M; Darke, P. L.; Zugay, J. A.; Emini, E. A.; Schleife, W. A.; Huff, J. R.; Anderson, P. S. *J. Med. Chem.*, 1993, 36, 2300-2310.

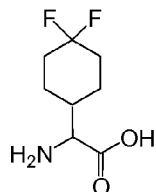
Example 3 piperidinylglycine



Piperidinylglycine was synthesized according to the procedures described by Shieh et al. (*Tetrahedron: Asymmetry*, 2001, 12, 2421-2425).

5

Example 4 4,4-difluorocyclohexylglycine

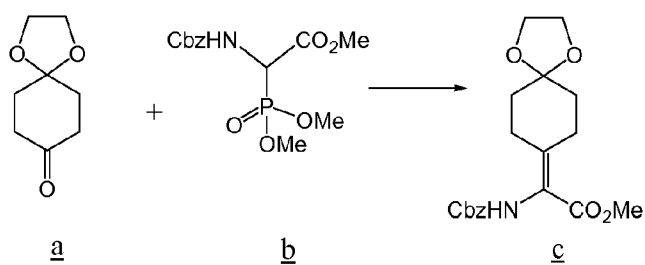


4,4-difluorocyclohexylglycine was made according to the procedures described in patent application US 20030216325.

10

15

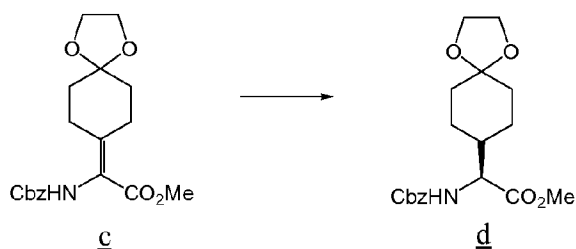
Example 5 Boc (S)-2-amino-2-(4-hydroxycyclohexyl)acetic acid



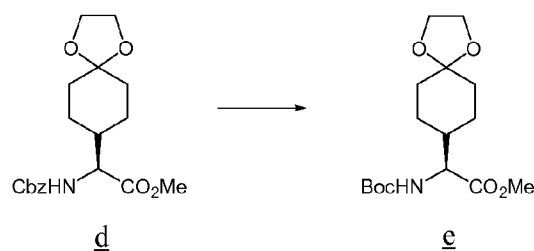
Following the procedure described by Sheih et al. (*Tetrahedron: Asymmetry*, 2001, 12, 2421-2425), a solution of ketone a (8.4 g) and EtOAc (30 mL) was added to a solution of *N*-Cbz-phosphonoglycine methyl ester b, TMG (4.5 mL) and EtOAc (30 mL). The solution was maintained at rt for 48h, then washed with 1N HCl (3x50 mL), brine (1x50 mL) dried (Na₂SO₄),

20

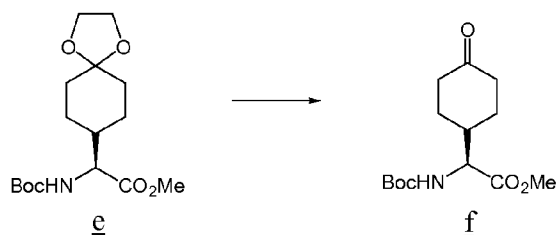
filtered, and concentrated. The residue was adsorbed onto Celite, and purified by chromatography, then further purified by re-crystallization from EtOAc/hexanes to afford 5.2 g of product c.



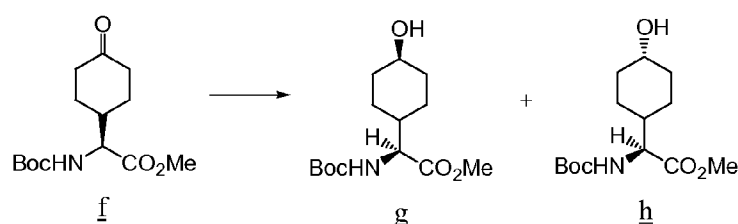
Following the procedure described by Sheih, (*Tetrahedron: Asymmetry*, 2001, 12, 2421-2425), a solution of enamide c (5.0 g), (S,S)-Me-BPE-Rh(I) (1.5g, Strem Chemicals, Newburyport, MA), and MeOH (100 mL) was shaken vigorously under 70psi of H₂ for 48h. The solvent was removed under reduced pressure. The residue was taken up in EtOAc, and filtered through SiO₂ with more EtOAc. The solvent was removed under reduced pressure to afford 4.0g of product d as a colorless solid.



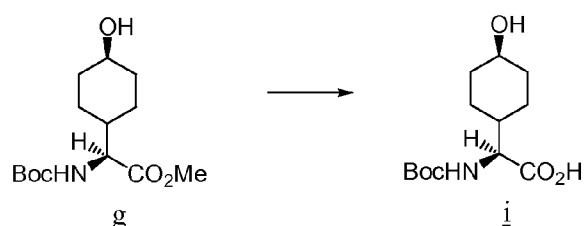
A mixture of Cbz-carbamate d, (4.0g) Boc₂O, (2.9g), 20% Pd(OH)₂•C (1.0g) and MeOH (30 mL) was maintained under an atmosphere of H₂ for 6h. The mixture was filtered through Celite with MeOH. The solvent was removed under reduced pressure to afford 4.5 g of residue e, which was taken on directly.



The residue e from above was dissolved in H₂O (10 mL), AcOH (30 mL), THF (5 mL), and dichloroacetic acid (3 mL) and maintained at rt overnight. Water (5 mL) was added and the solution was maintained until hydrolysis was complete, as monitored by HPLC-MS. Solid Na₂CO₃ was added cautiously until gas evolution ceased, the mixture was diluted with aq NaHCO₃, and extracted with 10% EtOAc/DCM. The combined organic phases were washed once with brine, dried (Na₂SO₄), filtered, and concentrated. The residue was purified by chromatography to afford 2.9g of product f.



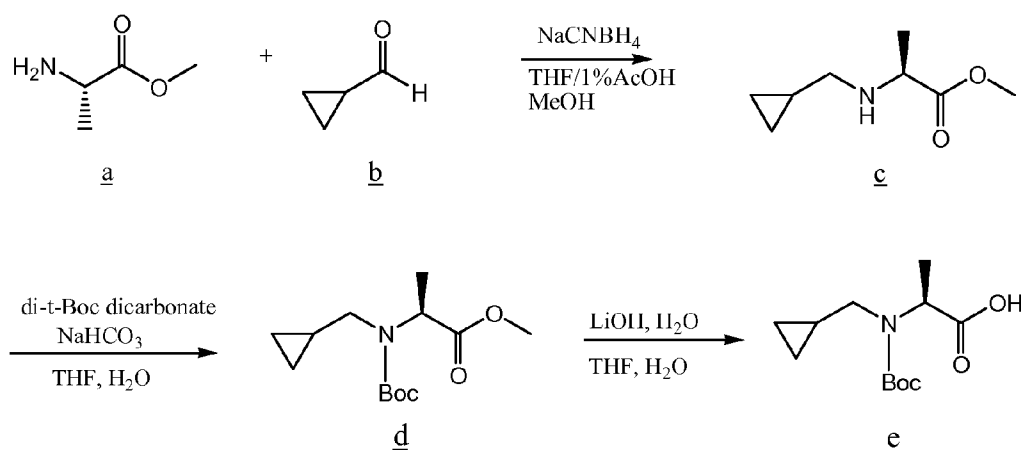
A mixture of ketone **f** (1.5g) MeOH (50 ml) was treated with NaBH₄ (290 mg) at 0 °C for 20 min. The mixture was acidified to ~pH1 with 10%aq citric acid and the MeOH was removed under reduced pressure. The residue was diluted with water and extracted with 20%EtOAc/DCM. The combined organic phases were washed once with brine, dried (Na₂SO₄), filtered, and concentrated. The residue was purified by chromatography to afford 1.17g of product **g** and 0.23g of product **h**.



A mixture of ester **g** (1.17g) LiOH·H₂O (160mg), THF (3 mL) and water (4.5 mL) was stirred vigorously at rt overnight. The mixture was diluted with brine and exhaustively extracted with EtOAc. The combined organic phases were washed once with brine, dried (Na₂SO₄), filtered, and concentrated to afford acid **i** (525mg).

Example 6 N-Boc-N-cyclopropylmethyl-L-alanine

15

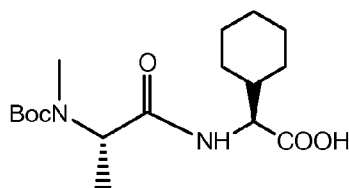


L-alanine methyl ester hydrochloride **a** (5g, 35.8mmol) and cyclopropanecarboxaldehyde **b** (2.67ml, 35.8mmol) were suspended in 50ml THF w/1% AcOH. Addition of 5ml of CH₃OH made the cloudy solution turned to clear. NaCNBH₄ (2.25g, 35.8mmol) was added and the

reaction mixture stirred overnight. The reaction was quenched by addition of 1N aq. NaOH, extracted by EtOAc twice, organic layers were dried over Na₂SO₄ and concentrated to dryness. The crude material was purified by chromatography using 30% EtOAc/hexane (stained by ninhydrin) to obtain the compound c (1g, 18%). The compound c (1g, 6.37mmol) and di-*t*-bocdicarbonate (2.1g, 9.55mmol) were diluted in THF (20ml) and H₂O (20ml), NaHCO₃ (1.3g, 15.9mmol) was added. The reaction mixture stirred overnight for completion. THF was removed under reduced pressure, and the aqueous layer was extracted by EtOAc 3 times. Combined organic layers were washed by 1N NaOH, sat, NH₄Cl followed by brine, the concentrated to dryness. The Boc-protected compound d (1.39g, 5.40mmol) was stirred with LiOH.H₂O (1.14g, 27mmol) in THF (20ml) and H₂O (20ml) overnight at room temperature. THF was stripped off, and the aqueous layer was adjusted to pH=4 by adding 10% citric acid, then extracted by EtOAc 3 times. Combined organic layers were washed by brine and concentrated. The crude was purified by reverse phase C-18 column eluted by 0%-50% acetonitrile/H₂O to give pure compound e as a white solid (794mg).

15

Example 7 N-Boc-N-methyl-L-alanine-L-cyclohexylglycine

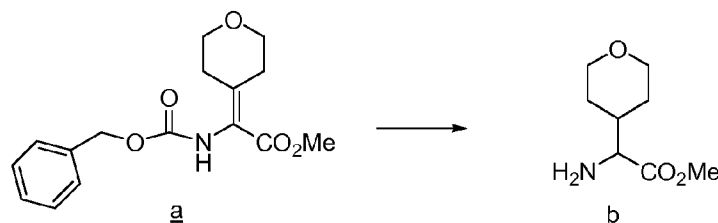


A solution of Fmoc-L-cyclohexylglycine (3.6 g, 9.6 mmol) dissolved in DCM (50 mL) and DIPEA (5.6 mL, 32 mmol) was added to 2-chlorotrityl chloride resin (5 g, 8 mmol) and gently agitated for 3 hours at room temperature. The resin was washed with DCM 4 times, DCM/MeOH/DIPEA (17:2:1) 3 times, DCM 3 times, and 2 times dimethylacetamide (DMA). The Fmoc group was removed by treating the resin with 20% piperidine/DMA (50 mL) for 15 minutes. The resin was washed with DMA 6 times. A solution of Boc-N-methylalanine (3.3 g, 16 mmol), HBTU (6.1 g, 16 mmol), and DIPEA (5.6 mL, 32 mmol) and DMA/DCM (1:1, 50 mL) was added to the resin and gently agitated for 2 hours at room temperature. The resin was washed with DMA 5 times, DCM 2 times, and dried under reduced pressure. The dipeptide was cleaved from the resin by gentle agitation with HOAc/TFE/DCM (1:1:3, 100 mL) for 2 hours at room temperature. The resin was removed by filtration and the solution concentrated. Residual AcOH was removed by azeotroping with hexanes (15 times volume). The solid residue was purified by reverse-phase

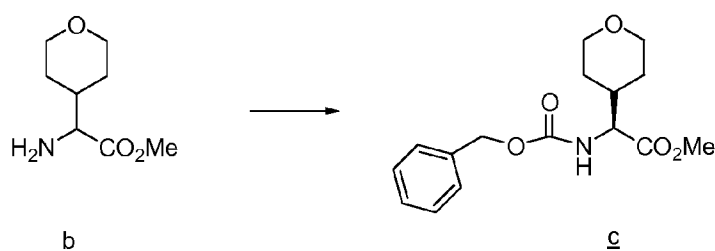
30

HPLC (C₁₈, MeCN-H₂O, 0.1%TFA) and the solvents removed by lyophilization to provide 1.2 g (43%) of dipeptide N-Boc-N-methyl-L-alanine-L-cyclohexylglycine as a white powder.

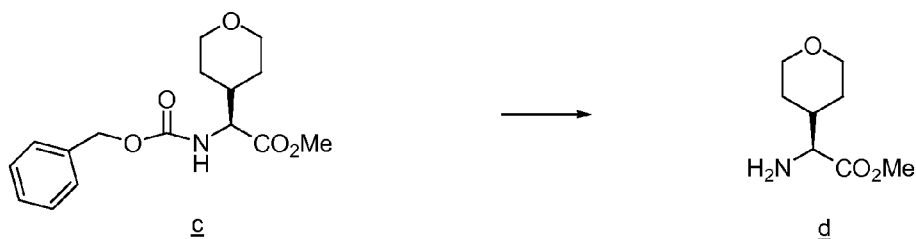
5 Example 8 N-Boc-N-methyl-L-alanine-L-dehydropyranylglycine



A mixture of N-Cbz-dehydropyranylglycine methyl ester **a** (Burk, M. J.; Gross, M. F.; Martinez, J. *P. J. Am Chem. Soc.* 1995, 117, 9375, and references therein) (5.2 g, 17 mmol), 5% Pd·C (500 mg), MeOH (75 mL) and THF (25 mL) was maintained under an atmosphere of H₂ for 24 h. The mixture was filtered through Celite and the Celite washed with MeOH, and concentrated under reduced pressure to afford a quantitative yield of amine **b** as a colorless oil, which was carried on directly.

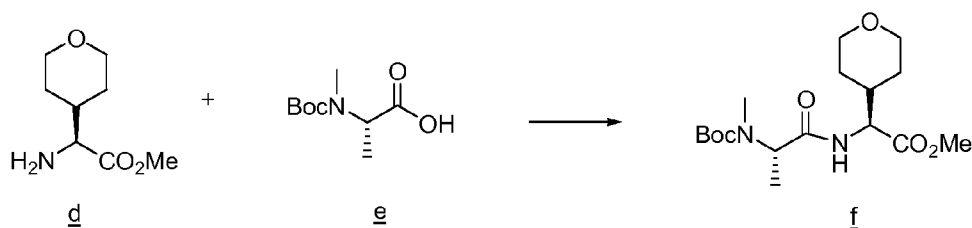


The amine **b** prepared above was combined with CH₂Cl₂ (40 mL), saturated aqueous NaHCO₃ (40 mL) and cooled to 0 °C. Benzyloxy carbonyl chloride (3.0 mL) was then added dropwise and the mixture stirred vigorously overnight. The phases were separated and the aqueous phase extracted with CH₂Cl₂ (3 × 20 mL). The combined organic phases were washed with brine (1 × 50 mL), dried (Na₂SO₄), filtered, adsorbed onto Celite and chromatographed (ISCO, 120 g silica column, gradient elution 5-55% EtOAc-hexanes) to afford 4.15 g (80%) of racemic Cbz-pyranylglycine methyl ester. The enantiomers were separated on a Chiracel OD column eluting with 10% EtOH-hexanes. The desired *S*-enantiomer **c** elutes first under these conditions.



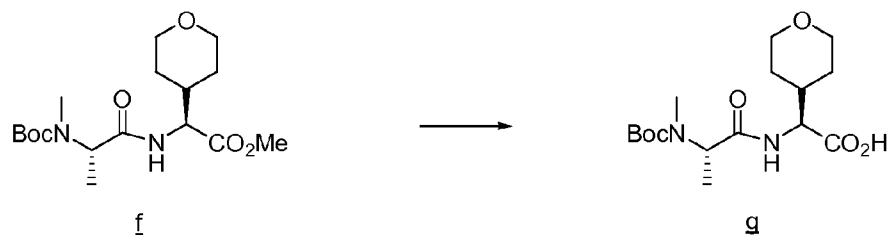
A mixture of (*S*)-*N*-Cbz-pyranyl glycine **c** methyl ester (2.4 g, 7.82 mmol) 10% Pd·C (700 mg), MeOH (80 mL) was maintained under 1 atmosphere of H₂ for 24 h. The mixture was filtered through Celite with MeOH, and concentrated under reduced pressure to afford 1.35 g (100%) of amine **d** as a colorless oil. Alternatively, pyranyl glycine can be synthesized in enantiopure form

5 following the procedure of Ghosh (Ghosh, A. K.; Thompson, W. J.; Holloway, M. K.; McKee, S. P.; Duong, T. T.; Lee, H. Y.; Munson, P. M.; Smith, A. M.; Wai, J. M.; Darke, P. L.; Zugay, J. A.; Imini, E. A.; Schleif, W. A.; Huff, J. R.; Anderson, P. S. *J. Med. Chem.*, 1993, 36, 2300).



A mixture of amine **d** (1.35 g, 7.8 mmol), *N*-Boc-*N*-methyl alanine **e** (1.74 g, 8.6 mmol), EDC (1.65 g 8.8 mmol) and MeCN (50 mL) was maintained at rt overnight. The MeCN was removed under reduced pressure, and the residue diluted with EtOAc, washed with 0.5 N HCl (3 × 10 mL), 0.5 N NaOH (3 × 10 mL), dried (MgSO₄), filtered, and concentrated to provide 2.1 g (75%) of protected dipeptide **f**, as a clear oil.

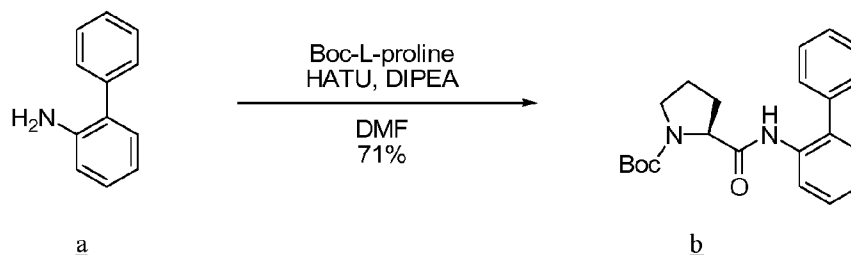
15



To a 0 °C solution of ester **f** (2.10 g, 5.86 mmol) and THF (50 mL) were added LiOH·H₂O (1.23 g, 29.3 mmol) and water (2 mL). The mixture was maintained at 0 °C for 2 h, then the cooling bath was removed and the mixture was stirred overnight. Most of the THF was then removed under reduced pressure and the residue was diluted with CH₂Cl₂, washed with 0.5 N HCl, dried (MgSO₄), filtered, and concentrated to provide 1.53 g (78%) of dipeptide *N*-Boc-*N*-methyl-L-alanine-L-dehydropyranylglycine **g**, as a colorless solid.

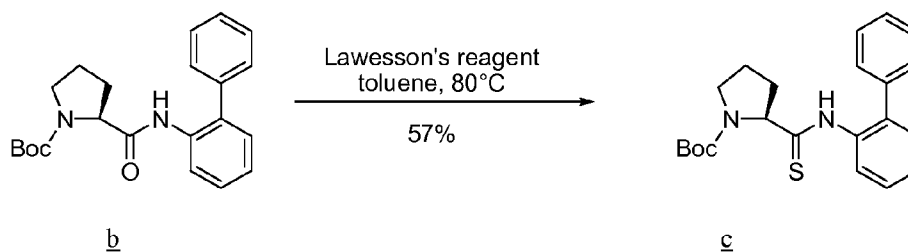
20

Example 9 (S)-tert-butyl 2-(4-phenylbenzo[d]thiazol-2-yl)pyrrolidine-1-carboxylate

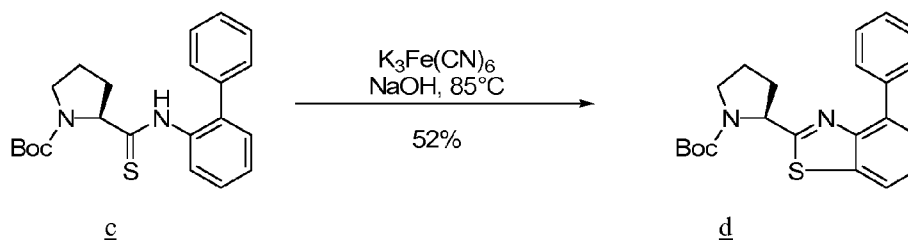


5 To a stirred solution of Boc-L-proline (1.0 g, 4.6 mmol) in 50 ml of dry DMF was added DIPEA (2.4 ml, 13.8 mmol), followed by HATU (1.75g, 4.6 mmol). The resulting solution was stirred for 5 minutes at room temperature. 2-amino-biphenyl a (0.89g, 5.3 mmol) was then added in a single portion, and stirring was continued at room temperature for 2h. The solution was then heated to 45°C for 5h and cooled to room temperature over 16h. The reaction was then poured into 250 ml
 10 of water, to which was added 50 ml of brine. The aqueous phase was extracted 3 times with 50 ml EtOAc, and the organics combined. The organic phases were then washed with 100 ml 1 M HCl and 100 ml brine before being dried with MgSO₄, filtered and concentrated to an oil. This oil was adsorbed onto silica gel and purified by flash chromatography (40g SiO₂, 0% to 40% EtOAc in hexanes) to afford the desired amide b as a clear oil (1.2 g, 3.3 mmol, 71%).

15



To a stirred solution of b (1.06g, 2.9 mmol) in 30 ml toluene was added Lawesson's reagent (0.69g, 1.7 mmol) in a single portion. The reaction was warmed to 80°C on an oil bath for 3h, then
 20 cooled to room temperature over 16h. The solution was adsorbed onto silica gel and purified by flash chromatography (40g SiO₂, 0% to 40% EtOAc in hexanes) to afford the desired thioamide c as a clear oil (0.63g, 1.6 mmol, 57%).

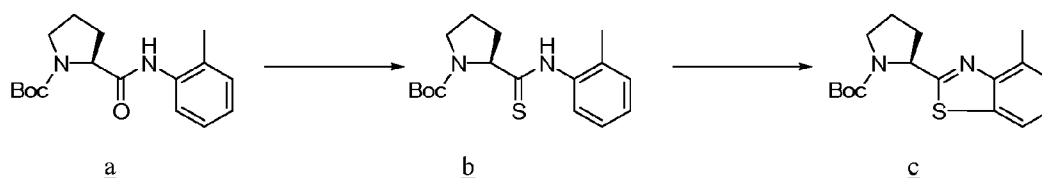


25

To a stirred solution of $K_3Fe(CN)_6$ (1.51g, 4.6 mmol) in 4 ml water at 85°C was slowly added a suspension of c obtained by initially wetting c (0.42g, 1.1 mmol) with a few drops of EtOH, then adding a 30% solution of NaOH (1.2 ml, 9.0 mmol) and pipetting vigorously for a several minutes. After addition was complete, the reaction was stirred for 2 ½ hours at 85°C, after which the reaction was diluted with 25 ml water and filtered. The filtrate was dissolved in dichloromethane and adsorbed onto silica gel and purified by flash chromatography (12g SiO_2 , 0% to 25% EtOAc in hexanes) to give (S)-tert-butyl 2-(4-phenylbenzo[d]thiazol-2-yl)pyrrolidine-1-carboxylate d (0.22g, 0.58 mmol, 52%).

10

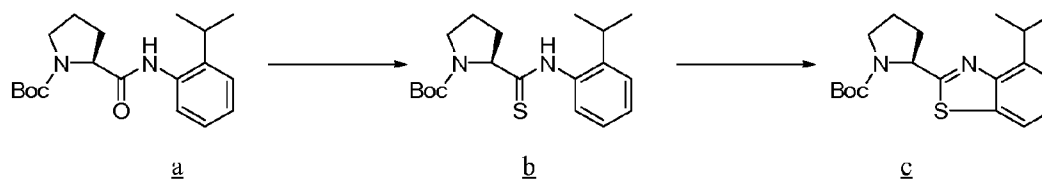
Example 10 (S)-tert-butyl 2-(4-methylbenzo[d]thiazol-2-yl)pyrrolidine-1-carboxylate



Compound c was prepared according to procedures in example 9, above. Ortho-toluidine (0.72 ml, 6.7 mmol) was converted to compound a (1.49g, 4.9 mmol, 87%). Compound a (1.14g, 3.7 mmol) was then converted to compound b (0.27g, 0.84 mmol, 23%). Compound b (0.27g, 0.84 mmol), was converted to compound c.

20

Example 11 (S)-tert-butyl 2-(4-isopropylbenzo[d]thiazol-2-yl)pyrrolidine-1-carboxylate

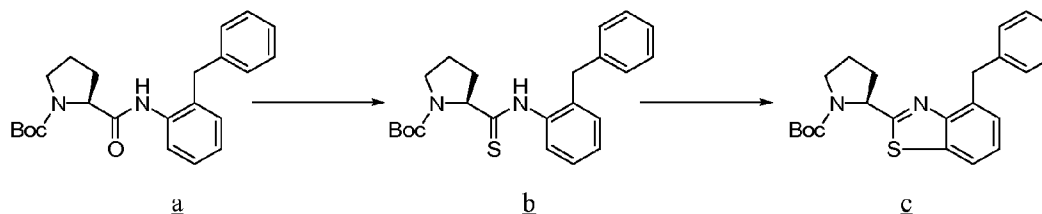


25

Compound c was prepared according to procedures in example 9. 2-isopropylaniline (0.9 ml, 5.2 mmol) was converted to compound a (1.53g, 4.9 mmol, 87%). Compound a (1.53g, 4.9 mmol) was then converted to compound b (1.14g, 3.3 mmol, 67%). Compound b (1.14g, 3.3 mmol), was converted to (S)-tert-butyl 2-(4-isopropylbenzo[d]thiazol-2-yl)pyrrolidine-1-carboxylate c (0.35g, 1.0 mmol, 31%).

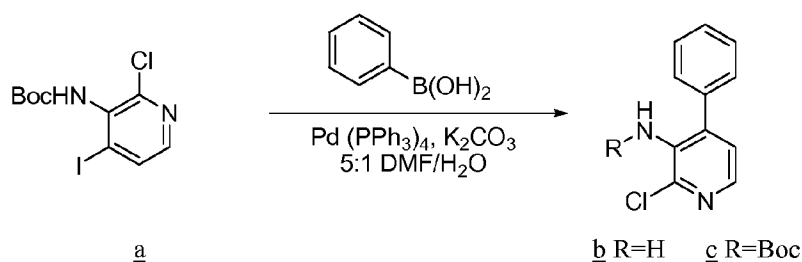
30

Example 12 (S)-tert-butyl 2-(4-benzylbenzo[d]thiazol-2-yl)pyrrolidine-1-carboxylate

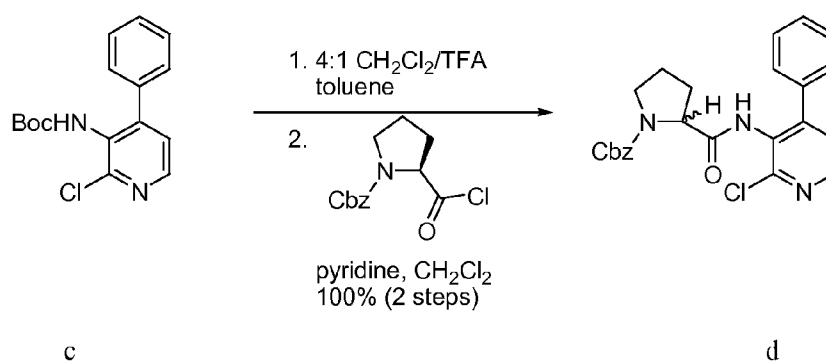


Compound **c** was prepared according to procedures in example 9. 2-benzyl aniline (1.18g, 6.4 mmol) was converted to compound **a** (1.43g, 3.8 mmol, 59%). Compound **a** (1.18g, 3.1 mmol) was then converted to compound **b** (0.85g, 2.1 mmol, 69%). Compound **b** (0.85g, 2.1 mmol), was converted to (S)-tert-butyl 2-(4-benzylbenzo[d]thiazol-2-yl)pyrrolidine-1-carboxylate **c** (0.18g, 0.46 mmol, 22%).

Example 13 7-phenyl-2-(pyrrolidin-2-yl)thiazolo[5,4-b]pyridine

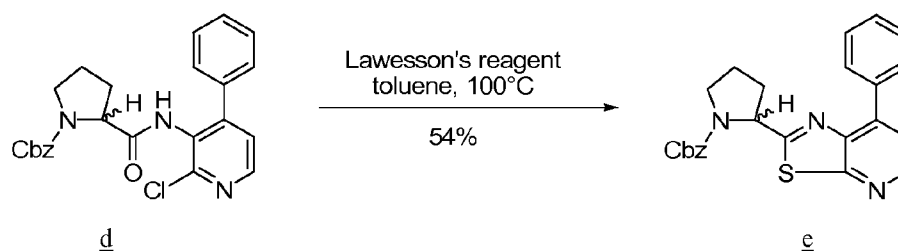


(2-chloro-4-iodo-pyridin-3-yl)-carbamic acid tert-butyl ester **a** (4.20g, 11.8 mmol), phenyl boronic acid (1.90g, 15.6 mmol), potassium carbonate (2.42g, 17.5 mmol) and tetrakis(triphenylphosphine)palladium(0) (0.68g, 0.59 mmol) were weighed into a 20 ml microwave vial. The vial was evacuated, then purged with nitrogen gas 3 times. 16.7 ml dry DMF was added, then 3.3 ml of water, which had been degassed by bubbling nitrogen through it overnight. The vial was then capped and microwaved at 130°C for 40 minutes. The resulting solution was poured into 250 ml water and extracted with EtOAc (3x50 ml). The combined organics were dried with MgSO₄, filtered and concentrated. The resulting oil was adsorbed onto silica gel and purified by flash chromatography (150g SiO₂, 0% to 40% EtOAc in hexanes) to give 2-chloro-3-amino-4-phenyl pyridine **b** (0.84g, 4.1 mmol, 35%) and the Boc-protected 2-chloro-3-amino-4-phenyl pyridine **c** (1.74g, 5.7 mmol, 48%) as yellow and white solids, respectively.

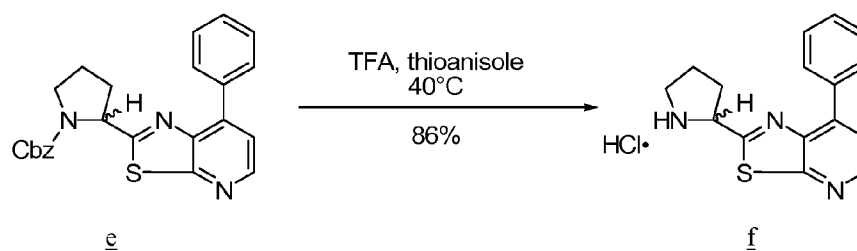


Compound c (1.74g, 5.7 mmol) was dissolved in 50 ml of 4:1 methylene chloride/TFA and 1 ml of toluene was added. The resulting solution was heated to 40°C for 2h, after which the reaction mixture was concentrated to a yellowish solid. This solid was dissolved in 50 ml methylene chloride and washed with 100 ml aqueous 1N NaOH. After the layers were separated, the aqueous phase was extracted a further two times with 50 ml methylene chloride. The organic extracts were combined, dried with MgSO_4 , filtered and concentrated to a yellow solid, which was carried on without further purification.

To a stirred solution of 2-chloro-3-amino-4-phenyl pyridine in dry methylene chloride was added pyridine (2.5 ml, 30.9 mmol) and then (S)-benzyl 2-(chlorocarbonyl)pyrrolidine-1-carboxylate (1.83g, 6.8 mmol) prepared in example 14, dropwise. The reaction mixture was stirred 16h under a nitrogen atmosphere, then poured into 200 ml of 1N HCl. The layers were separated, and the aqueous phase extracted with methylene chloride (3x50 ml). The combined organics were dried with MgSO_4 , filtered and concentrated. The resulting oil was adsorbed onto silica gel and purified by flash chromatography (40g SiO_2 , 0% to 60% EtOAc in hexanes) to give the desired amide d as a foam (2.51g, 5.8 mmol, 100%).

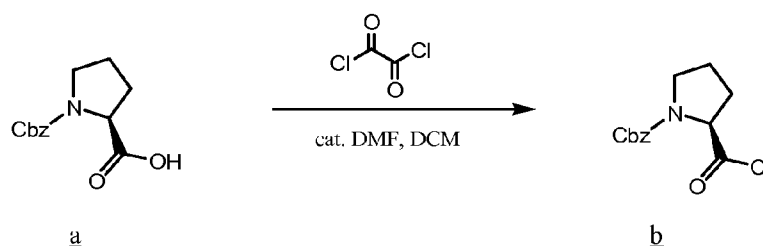


Compound d (2.51g, 5.76 mmol) and Lawesson's reagent (1.37g, 3.4 mmol) were dissolved in 50 mL of dry toluene and heated to 100°C for 16 hours. The solution was cooled, then adsorbed onto silica gel and purified by flash chromatography (120g SiO_2 , 0% to 40% EtOAc in hexanes) to give the desired 7-aza benzothiazole e as a white foam (1.30 g, 3.1 mmol, 54%).



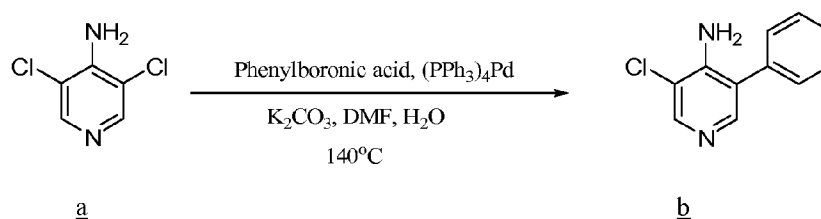
Compound e (1.30g, 3.1 mmol) was dissolved in 30 ml TFA. Thioanisole (2.9 ml, 24.7 mmol) was added, and the solution was warmed to 40°C for 16 hours. The volatiles were then removed under vacuum, and the resulting oil dissolved in diethyl ether (50 mL). The solution was poured into 1 N NaOH (200 ml) and the layers separated. The aqueous phase was extracted with diethyl ether (2 x 50 ml) and the organics combined. The organic phases were dried with MgSO₄, and filtered. 4 N HCl in dioxane (0.8 ml, 3.2 mmol) was added, and a white solid precipitated. The material was cooled to 4°C for 4 hours, then filtered, washing with cold diethyl ether (3 x 50 ml) to give 7-phenyl-2-((S)-pyrrolidin-2-yl)thiazolo[5,4-b]pyridine hydrochloride salt f (0.852g, 2.7 mmol, 86%) as fine white crystals.

Example 14 (S)-benzyl 2-(chlorocarbonyl)pyrrolidine-1-carboxylate



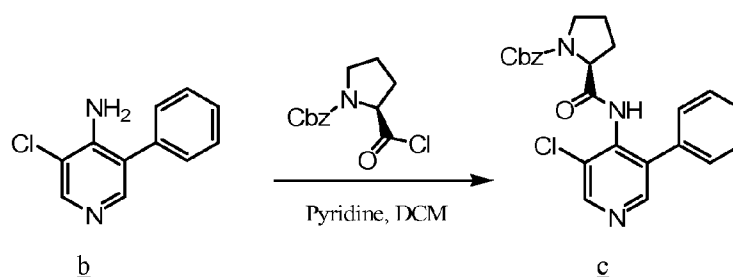
Cbz-Pro-OH a (2.0 g, 8.0 mmol) was dissolved in DCM (10 mL) and oxalyl chloride (6 mL of a 2M solution, 12.0 mmol) was added. DMF (2 drops) was added and the mixture was stirred at room temperature for 30min. The solution was concentrated to afford 2.1 g (100%) of acid chloride (S)-benzyl 2-(chlorocarbonyl)pyrrolidine-1-carboxylate b as a pale yellow oil.

Example 15 7-phenyl-2-((S)-pyrrolidin-2-yl)thiazolo[5,4-c]pyridine



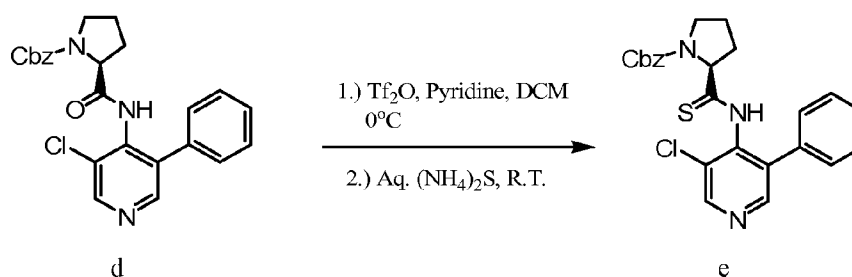
4-amino-3,5-dichloropyridine a (2.0 g, 12.3 mmol), tetrakis(triphenylphosphine)palladium (696 mg, 0.6 mmol), phenylboronic acid (1.9 g, 15.9 mmol) and potassium carbonate (2.2 g, 15.9 mmol) were mixed in a 10 mL microwave vial under N₂ atmosphere. DMF (6 mL) and deoxygenated H₂O (1.2 mL) were added. N₂ was bubbled through the mixture for 5min and the mixture was heated for 20min at 140°C in the microwave. The mixture was diluted with water (30 mL) and extracted with EtOAc (3x20 mL). The combined organic phases were washed with water (50 mL) and brine (50 mL), dried with MgSO₄, filtered and concentrated. The resulting brown oil was adsorbed on silica gel and purified by flash chromatography (SiO₂, 0% to 70% ethyl acetate/hexanes) to afford 970 mg (37%) of b as a colorless oil. MS: m/z = 205 (M+H).

10



4-amino-3-chloro-5-phenylpyridine b (650 mg, 3.16 mmol) was dissolved in DCM (10 mL). Cbz-Pro-Cl (1.6 g, 6.3 mmol), dissolved in DCM (5 mL) was added, followed by pyridine (467 mg, 6.3 mmol) and the mixture was stirred overnight at room temperature. The reaction was quenched with 0.5N HCl, the phases were separated and the aqueous phase was extracted with DCM (2x20 mL). The combined organic phases were dried with MgSO₄, filtered and concentrated. The resulting oil was adsorbed on silica gel and purified by flash chromatography (SiO₂, 0% to 100% EtOAc/hexanes) to afford 1.12 g (80%) of c as a colorless oil. MS: m/z = 436 (M+H).

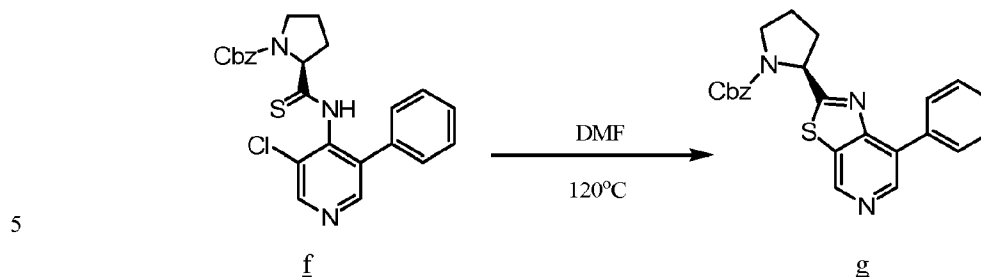
20



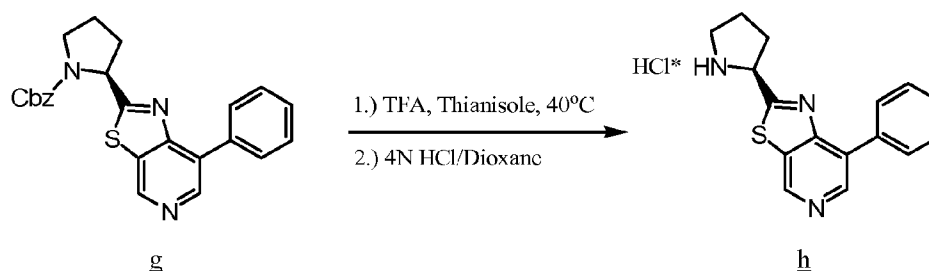
Following the general procedure of Charette (Charette, A.B. et al, *J. Org. Chem.*, 2003, 68, 5792-5794), compound d (1.7 g, 3.9 mmol) and pyridine (0.89 mL, 4.7 mmol) were mixed together in DCM (20 mL) at 0°C and the solution was stirred for 5min. Trifluoromethanesulfonic anhydride (1.3 g, 4.7 mmol) was slowly added. The solution was stirred for 3h and allowed to warm up to room temperature. The reaction was quenched by rapid addition of 20% aqueous ammonium sulfide (2.0 mL, 5.8 mmol) and stirred overnight at room temperature. The mixture was filtered

25

through a pad of silica gel and washed with DCM (50 mL). The filtrate was concentrated and the resulting oil was adsorbed on silica gel and purified by flash chromatography (SiO₂, 0% to 70% ethyl acetate/hexanes) to afford 500 mg (28%) of **e** as a yellow solid. MS: m/z = 452 (M+H).

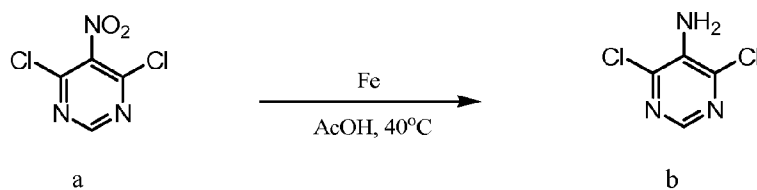


Compound **f** was dissolved in DMF (5 mL) and the solution was stirred at 120°C for 3 days. The mixture was cooled to room temperature, diluted with 20 mL of H₂O and extracted with EtOAc (3x25 mL). The combined organic phases were washed with water (50 mL) and brine (50 mL),
 10 dried with MgSO₄, filtered and concentrated. The resulting oil was adsorbed on silica gel and purified by flash chromatography (SiO₂, hexanes to ethyl acetate) to afford 423 mg (98%) of **g** as a yellow oil. MS: m/z = 415 (M+H).

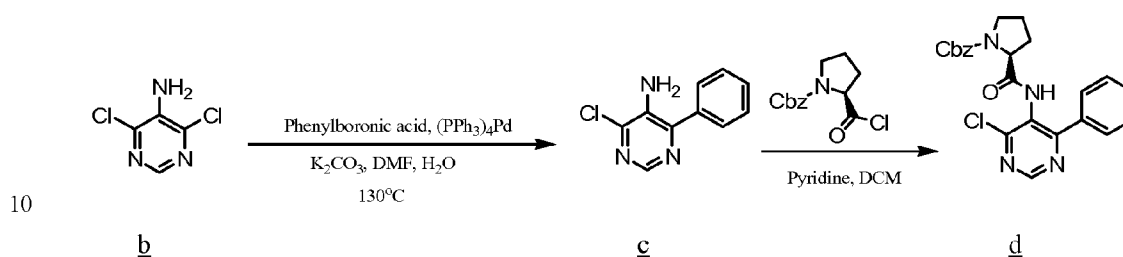


15 Compound **g** (423 mg, 1.0 mmol) and thioanisole (993 mg, 8.0 mmol) were dissolved in TFA (40 mL). The mixture was stirred at 40°C overnight. The mixture was cooled to room temperature and concentrated. The residual oil was dissolved in ether (20 mL) and washed with 1N NaOH (30 mL). The aqueous phase was extracted with ether (2x20 mL). The combined organic phases were dried with MgSO₄ and filtered. 4N HCl in dioxane was added until a solid precipitated. The solid
 20 was collected by filtration, washed with ether and air dried to afford 240 mg (76%) of 7-phenyl-2-((S)-pyrrolidin-2-yl)thiazolo[5,4-c]pyridine **h** as a pale yellow solid. MS: m/z = 282 (M+H).

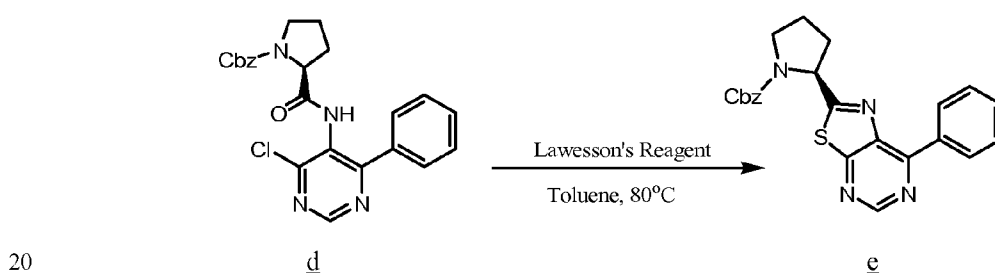
Example 16 7-phenyl-2-((S)-pyrrolidin-2-yl)thiazolo[5,4-d]pyrimidine



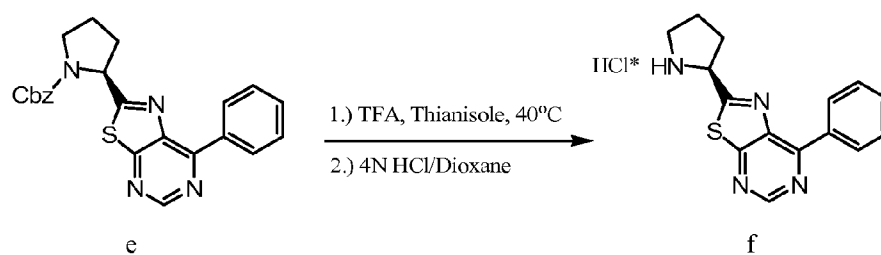
Iron powder (12.5 g, 112 mmol) was added to a suspension of 4,6-dichloro-5-nitropyrimidine a (7.0 g, 36.1 mmol) in acetic acid (70 mL). The mixture was stirred at 40°C for 45min. The mixture was poured onto ice and neutralized by addition of solid sodium bicarbonate. The aqueous phase was extracted with EtOAc (3x200 mL). The combined organic phases were dried with MgSO₄, filtered and concentrated to afford a pale yellow solid. Recrystallization in hot ethyl acetate afforded 3.6 g (61%) of compound b as off-white needles. MS: m/z = 165 (M+H).



Compound c was prepared from compound b (1.0 g, 6.1 mmol) using the general procedure for preparing compound b in example 15. The procedure afforded 410 mg (28%) of c as a yellow solid. MS: m/z = 206 (M+H). Compound d was prepared from compound c (270 mg, 1.3 mmol) using the general procedure for preparing compound c in example 15. The procedure afforded 565 mg (99%) of d as a colorless oil. MS: m/z = 437 (M+H).

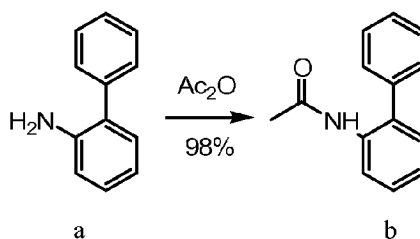


A mixture of compound d (550 mg, 1.26 mmol) and Lawesson's reagent (341 mg, 0.84 mmol) in toluene (10 mL) was heated at 80°C overnight. The solution was concentrated, adsorbed on silica gel and purified by flash chromatography (SiO₂, 0% to 60% ethyl acetate/hexanes) to afford 514 mg (98%) of e as a pale yellow solid. MS: m/z = 417 (M+H).

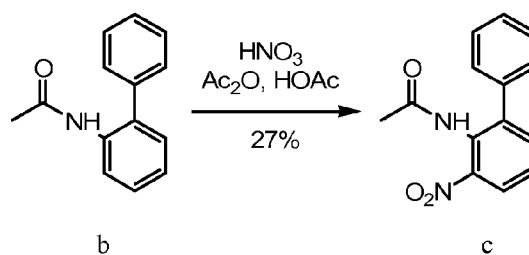


Compound f was prepared from compound e (510 mg, 1.2 mmol) using procedure for preparing compound h in example 15. The procedure afforded 378 mg (98%) of 7-phenyl-2-((S)-pyrrolidin-2-yl)thiazolo[5,4-d]pyrimidine f as an off-white solid. MS: $m/z = 283$ (M+H).

Example 17 2,3-diaminobiphenyl



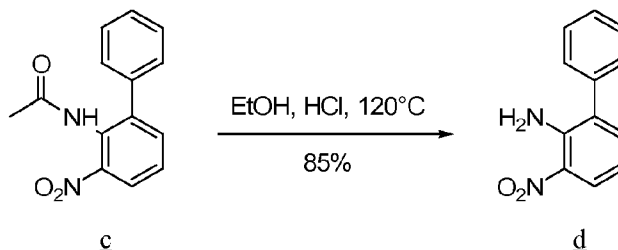
2-Aminobiphenyl a (21.9289g, 130mmol) was dissolved in Ac_2O (30mL, 318mmol) and stirred 10 minutes. An additional portion of Ac_2O (10mL, 106mmol) was added then stirred for 10 more minutes. The sample was poured onto ice. The resulting solid was vacuum filtered and washed with H_2O to give N-acetyl-2-aminobiphenyl b (26.955g, 128mmol, 98%).



Following the general procedure of Stepan (Stepan, A. H., et al, *J. Am. Chem. Soc.*, 1949, 71, 2438), N-acetyl-2-aminobiphenyl b (7.198g, 34.1mmol), $HOAc$ (6mL), and Ac_2O (5mL) were mixed and heated at $120^{\circ}C$ for a few minutes until N-acetyl-2-aminobiphenyl b was dissolved. The sample was cooled to room temperature. $HOAc$ (1.5mL) was added slowly to 2.3mL of fuming HNO_3 (2.3mL, 54.5mmol) in an ice bath. While maintaining a temperature of less than $26.5^{\circ}C$, 1.5mL of the HNO_3 mixture was added quickly then the remaining HNO_3 mixture was added drop wise to N-acetyl-2-aminobiphenyl b. The sample was stirred at room temperature for 4 hours then

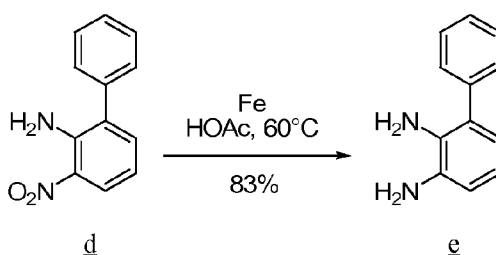
stored at 4°C overnight. The reaction mixture was poured into ice and extracted once with benzene. The benzene layer was stored at 4°C for 1 hour. The resulting solid was vacuum filtered and washed with cold benzene to give N-acetyl-2-amino-3-nitrobiphenyl c (2.346g, 9.15mmol, 27%).

5



N-Acetyl-2-amino-3-nitrobiphenyl c (1.008g, 3.93mmol), EtOH (19mL, 325mmol), and concentrated HCl (5mL, 50mmol) were mixed and refluxed at 120°C overnight. The sample was adsorbed onto silica gel and purified by flash chromatography (12g SiO₂, 0-33% EtOAc in hexanes) to give 2-amino-3-nitrobiphenyl d (0.720g, 3.36mmol, 85%)

10

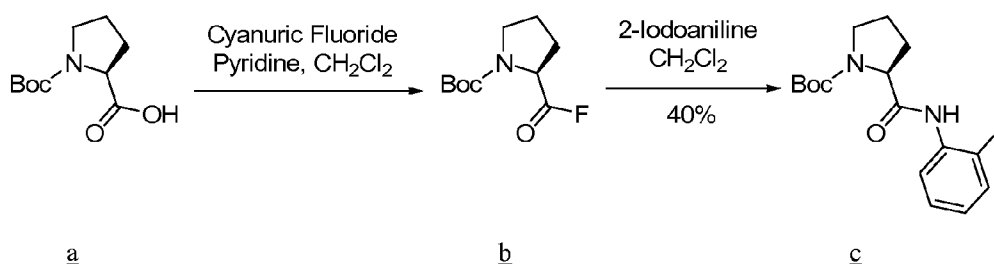


2-Amino-3-nitrobiphenyl d (0.613g, 2.86mmol) was purged under nitrogen for 30 minutes then HOAc (5mL) was added followed by iron powder (0.4895g, 8.76mmol). The sample was heated at 60°C for 30 minutes then HOAc (5mL) was added. The sample was stirred at 60°C for 1 hour then poured into ice. The sample was extracted with EtOAc (3 X 100 mL). The EtOAc extracts were washed with saturated NaHCO₃ (3 X 100 mL). The EtOAc layer was dried over MgSO₄, filtered, and concentrated to give 2,3-diaminobiphenyl e (0.439g, 2.38mmol, 83%).

20

Example 18 2(S)-[[[(2-Iodophenyl)amino]carbonyl]-1-(1,1-dimethylethylester)-1-pyrrolidinecarboxylic acid

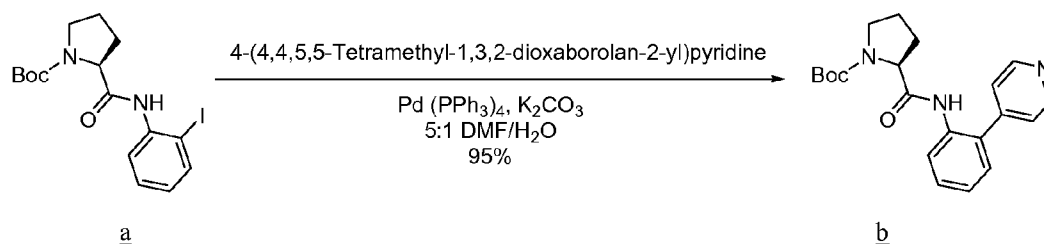
25



Boc-Pro-OH **a** (5.0030g, 23.2mmol) was dissolved in dry CH_2Cl_2 (50mL) then cooled to 0°C . Dry pyridine (3.8mL, 46.4mmol) was added. Cyanuric fluoride (2.2mL, 25.5mmol) was added drop wise. The sample was warmed to room temperature and stirred for 30 minutes. H_2O (5mL) was added to quench the reaction. The reaction mixture was diluted with H_2O and extracted three times with CH_2Cl_2 . The CH_2Cl_2 extracts were washed with saturated NaCl. The CH_2Cl_2 layer was dried over MgSO_4 , filtered, and concentrated to give the acid fluoride **b** which was used without further purification. The acid fluoride **b** was dissolved in dry CH_2Cl_2 (50mL). 2-Iodoaniline (4.9932g, 22.8mmol) was added, and the sample was stirred overnight. The reaction mixture was adsorbed onto silica gel and purified by flash chromatography (80g SiO_2 , 0-50% EtOAc in hexanes) to give 2(S)-[[(2-iodophenyl)amino]carbonyl]-1-(1,1-dimethylethylester)-1-pyrrolidinecarboxylic acid **c** (3.845g, 9.24mmol, 40%).

15

Example 19 2(S)-[[(2-(4-pyridyl)phenyl)amino]carbonyl]-1-(1,1-dimethylethylester)-1-pyrrolidinecarboxylic acid



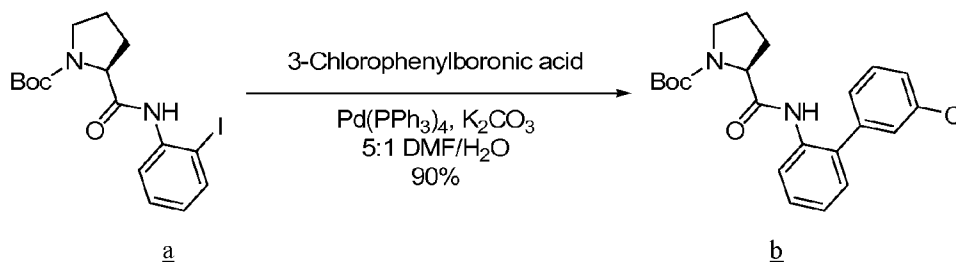
20

2(S)-[[(2-Iodophenyl)amino]carbonyl]-1-(1,1-dimethylethylester)-1-pyrrolidinecarboxylic acid **a** (0.4810g, 1.16mmol), 4-(4,4,5,5-Tetramethyl-1,3,2-dioxaborolan-2-yl)pyridine (0.3240g, 1.58mmol), K_2CO_3 (0.2190g, 1.58mmol), and $\text{Pd(PPh}_3)_4$ (0.0702g, 0.0607mmol) were combined in a 5 mL microwave vial. The sample was evacuated and purged with nitrogen three times, Dry DMF (2mL) and deoxygenated H_2O (0.4mL) were added. The sample was microwaved at 130°C for 10 minutes. The reaction mixture was diluted with H_2O and extracted three times with EtOAc. The EtOAc extracts were dried over MgSO_4 , and filtered. The crude material was adsorbed onto silica gel and purified by flash chromatography (4g SiO_2 , 0-100%EtOAc in hexanes) to give the

25

2(S)-[[2-(4-pyridyl)phenyl]amino]carbonyl]-1-(1,1-dimethylethylester)-1-pyrrolidinecarboxylic acid b (0.404g, 1.10mmol, 95%).

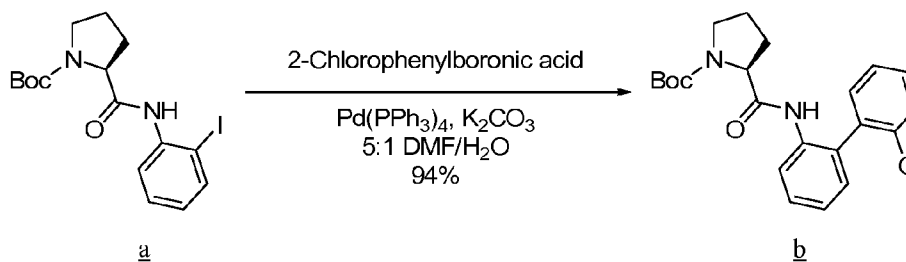
- 5 Example 20 2(S)-[[2-(3'-Chloro(1,1'-biphenyl))amino]carbonyl]-1-(1,1-dimethylethylester)-1-pyrrolidinecarboxylic acid



- 10 Following the procedure of example 19, 2(S)-[[2-Iodophenyl]amino]carbonyl]-1-(1,1-dimethylethylester)-1-pyrrolidinecarboxylic acid a (0.4576g, 1.10mmol), 3-chlorophenylboronic acid (0.2520g, 1.61mmol), K₂CO₃ (0.2431g, 1.76mmol), and Pd(PPh₃)₄ (0.0725g, 0.0627mmol) gave the 2(S)-[[2-(3'-chloro(1,1'-biphenyl))amino]carbonyl]-1-(1,1-dimethylethylester)-1-pyrrolidinecarboxylic acid b (0.399g, 0.995mmol, 90%).

15

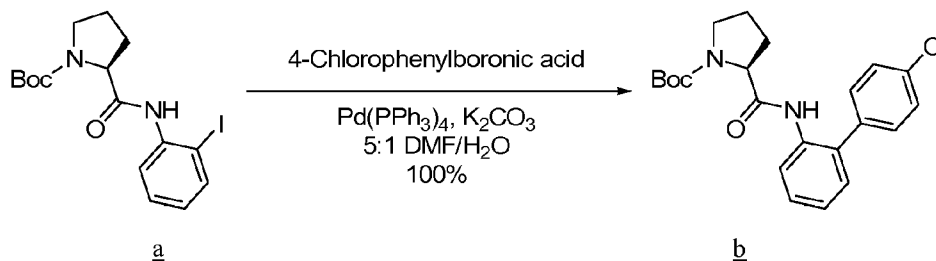
- Example 21 2(S)-[[2-(2'-Chloro(1,1'-biphenyl))amino]carbonyl]-1-(1,1-dimethylethylester)-1-pyrrolidinecarboxylic acid



20

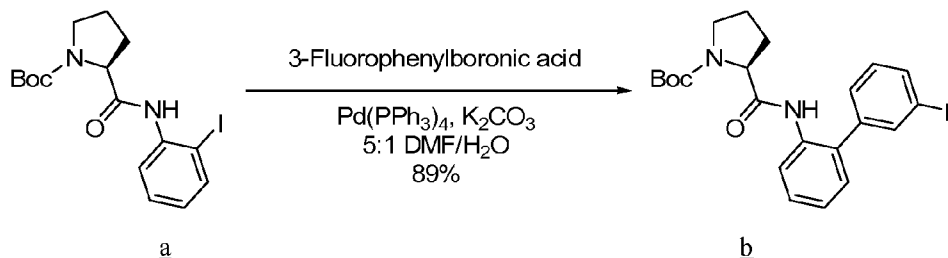
- Following the procedure of example 19, 2(S)-[[2-Iodophenyl]amino]carbonyl]-1-(1,1-dimethylethylester)-1-pyrrolidinecarboxylic acid a (0.4554g, 1.09mmol), 2-chlorophenylboronic acid (0.2518g, 1.59mmol), K₂CO₃ (0.2592g, 1.88mmol), and Pd(PPh₃)₄ (0.0752g, 0.0651mmol) gave the 2(S)-[[2-(2'-chloro(1,1'-biphenyl))amino]carbonyl]-1-(1,1-dimethylethylester)-1-pyrrolidinecarboxylic acid b (0.414g, 1.03mmol, 94%).
- 25

Example 22 2(S)-[[2-(4'-Chloro(1,1'-biphenyl))amino]carbonyl]-1-(1,1-dimethylethylester)-1-pyrrolidinecarboxylic acid



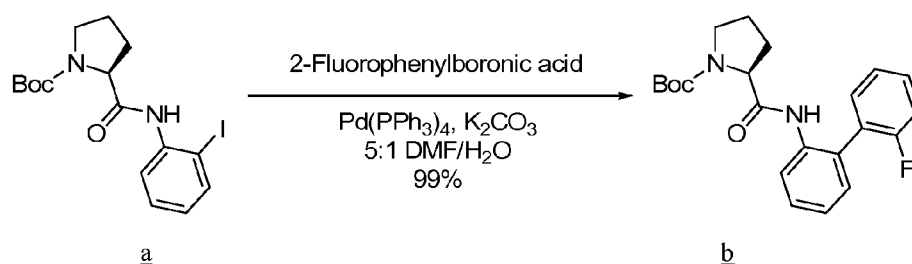
5
Following the procedure of example 19, 2(S)-[[2-(2-Iodophenyl)amino]carbonyl]-1-(1,1-dimethylethylester)-1-pyrrolidinecarboxylic acid **a** (0.4494g, 1.08mmol), 4-chlorophenylboronic acid (0.2561g, 1.62mmol), K₂CO₃ (0.2639g, 1.91mmol), and Pd(PPh₃)₄ (0.0732g, 0.0633mmol) gave the 2(S)-[[2-(4'-chloro(1,1'-biphenyl))amino]carbonyl]-1-(1,1-dimethylethylester)-1-pyrrolidinecarboxylic acid **b** (0.411g, 1.08mmol, 100%).
10

Example 23 2(S)-[[2-(3'-Fluoro(1,1'-biphenyl))amino]carbonyl]-1-(1,1-dimethylethylester)-1-pyrrolidinecarboxylic acid



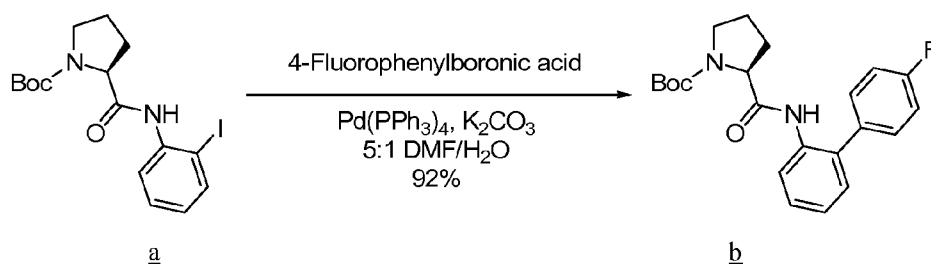
15
Following the procedure of example 19, 2(S)-[[2-(2-Iodophenyl)amino]carbonyl]-1-(1,1-dimethylethylester)-1-pyrrolidinecarboxylic acid **a** (0.4507g, 1.08mmol), 3-fluorophenylboronic acid (0.2158g, 1.54mmol), K₂CO₃ (0.2343g, 1.69mmol), and Pd(PPh₃)₄ (0.0756g, 0.0654mmol) gave the 2(S)-[[2-(3'-fluoro(1,1'-biphenyl))amino]carbonyl]-1-(1,1-dimethylethylester)-1-pyrrolidinecarboxylic acid **b** (0.387g, 1.01mmol, 89%).
20

25 Example 24 2(S)-[[2-(2'-Fluoro(1,1'-biphenyl))amino]carbonyl]-1-(1,1-dimethylethylester)-1-pyrrolidinecarboxylic acid



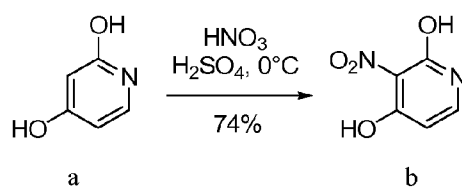
Following the procedure of example 19, 2(S)-[[2-iodophenyl]amino]carbonyl-1-(1,1-dimethylethylester)-1-pyrrolidinecarboxylic acid a (0.4487g, 1.08mmol), 2-fluorophenylboronic acid (0.2154g, 1.54mmol), K₂CO₃ (0.2305g, 1.67mmol), and Pd(PPh₃)₄ (0.0663g, 0.0574mmol) gave the 2(S)-[[2-(2'-fluoro(1,1'-biphenyl))amino]carbonyl]-1-(1,1-dimethylethylester)-1-pyrrolidinecarboxylic acid b (0.410g, 1.07mmol, 99%).

Example 25 2(S)-[[2-(4'-Fluoro(1,1'-biphenyl))amino]carbonyl]-1-(1,1-dimethylethylester)-1-pyrrolidinecarboxylic acid



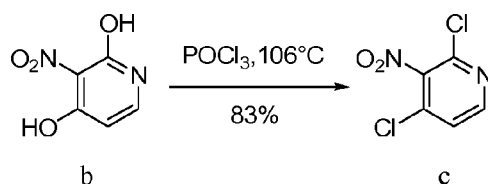
Following the procedure of example 19, 2(S)-[[2-iodophenyl]amino]carbonyl-1-(1,1-dimethylethylester)-1-pyrrolidinecarboxylic acid a (0.4467g, 1.07mmol), 4-fluorophenylboronic acid (0.2230g, 1.59mmol), K₂CO₃ (0.2434g, 1.76mmol), and Pd(PPh₃)₄ (0.0686g, 0.0594mmol) gave the 2(S)-[[2-(4'-fluoro(1,1'-biphenyl))amino]carbonyl]-1-(1,1-dimethylethylester)-1-pyrrolidinecarboxylic acid a (0.382g, 0.994mmol, 92%).

Example 26 3-Amino-4-chloro-2-phenylpyridine

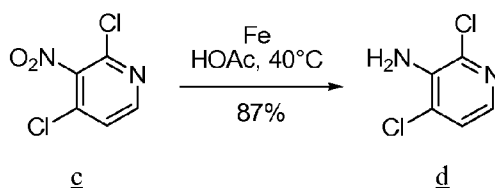


5 Following the general procedure of Norman (Norman, M. H., et al, *J. Med. Chem.*, 2000, 43, 4288), 2,4-dihydroxypyridine (4.931g, 44.4mmol) and H₂SO₄ (20mL) were combined and cooled to 0°C. HNO₃ (20mL, 444mmol) was added dropwise. The sample was stirred for 30 minutes then poured onto ice. The resulting solid was stored at 4°C for 1 hour then vacuum filtered to give 2,4-dihydroxy-3-nitropyridine (5.143g, 32.9mmol, 74%).

10

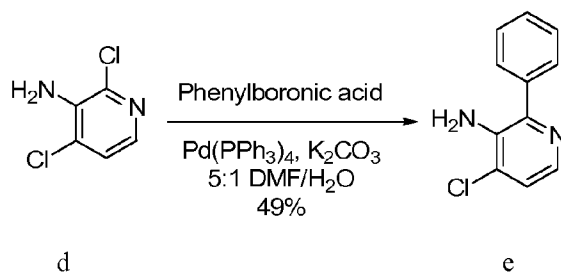


Following the general procedure of Norman (Norman, M. H., et al, *J. Med. Chem.*, 2000, 43, 4288), 2,4-dihydroxy-3-nitropyridine b (2.0013g, 12.9mmol) and POCl₃ (25mL, 268mmol) were
 15 combined under nitrogen. The mixture was heated to 106°C and stirred overnight. The sample was concentrated and poured onto ice. The reaction mixture was extracted with EtOAc (3 X 100 mL). The EtOAc extracts were washed with saturated NaCl (1 X 100 mL). The EtOAc layer was dried over MgSO₄ and filtered. The crude material was adsorbed onto silica gel, filtered through a plug of silica gel (50%EtOAc in hexanes), and concentrated to give 2,4-dichloro-3-nitropyridine c
 20 (2.058g, 10.7mmol, 83%).



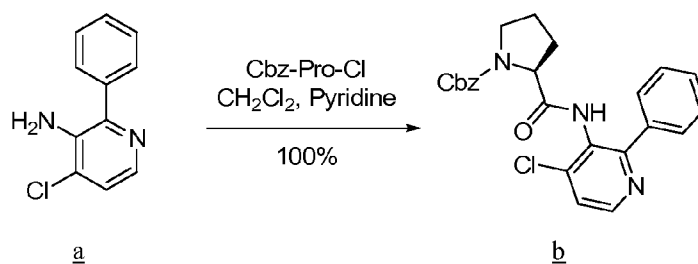
2,4-Dichloro-3-nitropyridine c (2.058g, 10.7mmol) was dissolved in HOAc (10mL) under nitrogen.
 25 Iron powder (1.9191g, 34.4mmol) was added. The sample was heated at 40°C for two hours. The reaction mixture was poured onto ice and then NaHCO₃ was added to give a neutral solution. The sample was extracted with EtOAc (3 X 100 mL). The EtOAc extracts were washed with saturated NaHCO₃ (1 X 100 mL). The combined aqueous layers were back extracted once with 100 mL

EtOAc. The combined EtOAc extracts were dried over MgSO_4 , filtered, and concentrated to give 3-amino-2,4-dichloropyridine **d** (1.510g, 9.26mmol, 87%).

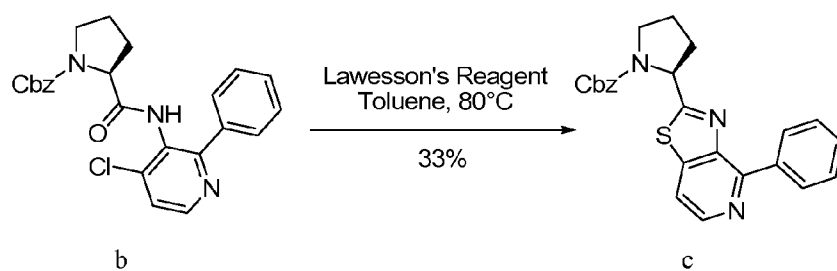


- 5 3-Amino-2,4-dichloropyridine **d** (0.7047g, 4.32mmol), phenylboronic acid (0.5177g, 4.24mmol), K_2CO_3 (0.8023g, 5.80mmol), and $\text{Pd(PPh}_3)_4$ (0.0702g, 0.0607mmol) were combined. The sample was evacuated and purged with nitrogen three times. Dry DMF (2mL) and deoxygenated H_2O (0.4mL) were added. The sample was microwaved at 130°C for 40 minutes. The reaction mixture was diluted with H_2O (50 mL) and extracted with EtOAc (3 X 50 mL). The EtOAc extracts was
- 10 dried over MgSO_4 and filtered. The crude material was adsorbed onto silica gel and purified by flash chromatography (40g SiO_2 , 0-30%EtOAc in hexanes) to give 3-amino-4-chloro-2-phenylpyridine **e** (0.435g, 2.12mmol, 49%).

- 15 Example 27 2(S)-[[4-phenyl-2-thiazolo[4,5-c]pyridinyl]-1-(9H-fluoren-9-ylmethyl)ester]-1-pyrrolidinecarboxylic acid



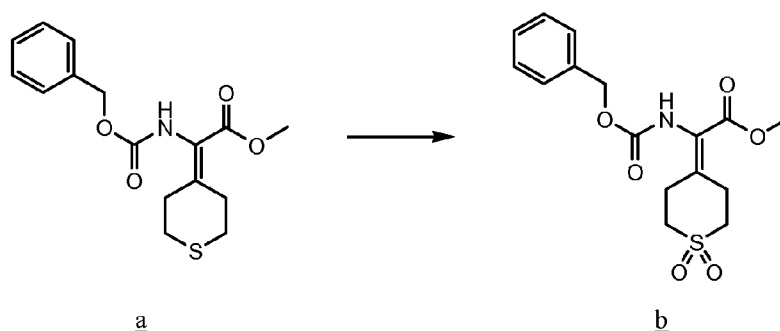
- 20 3-Amino-4-chloro-2-phenylpyridine **a** (0.435g, 2.12mmol) was dissolved in dry CH_2Cl_2 (10mL). Dry pyridine (0.86mL, 10.6mmol) was added. Cbz-Pro-Cl (1.0804g, 4.04mmol), prepared according to example 14, in CH_2Cl_2 (5mL) was added dropwise. The sample was stirred for one hour. The reaction mixture adsorbed onto silica gel and purified by flash chromatography (40g SiO_2 , 0-100%EtOAc in hexanes) to give 2(S)-[[4-chloro-2-phenyl-3-pyridinyl]amino]carbonyl]-1-
- 25 (9H-fluoren-9-ylmethyl)ester-1-pyrrolidinecarboxylic acid **b** (0.986g, 2.12mmol, 100%).



2(S)-[[4-Chloro-2-phenyl-3-pyridinyl]amino]carbonyl-1-(9H-fluoren-9-ylmethyl)ester-1-pyrrolidinecarboxylic acid **b** (0.986g, 2.12mmol) was dissolved in dry toluene (20mL). Lawesson's reagent (0.6315g, 1.56mmol) was added. The sample was heated to 80°C and stirred overnight. The reaction mixture was adsorbed onto silica gel and purified by flash chromatography (40g SiO₂, 0-100%EtOAc in hexanes) to give 2(S)-[[4-phenyl-2-thiazolo[4,5-c]pyridinyl]-1-(9H-fluoren-9-ylmethyl)ester-1-pyrrolidinecarboxylic acid **c** (0.294, 0.71mmol, 33%).

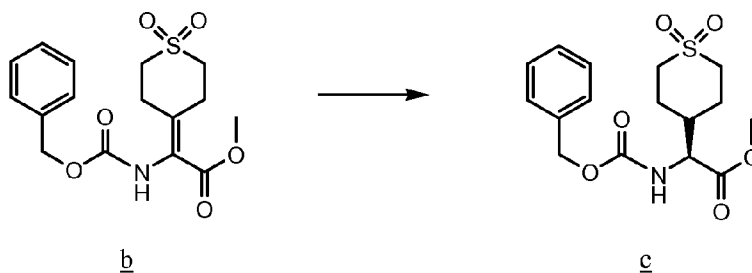
10

Example 28 N-Boc-protected cyclic sulfonyl amino acid

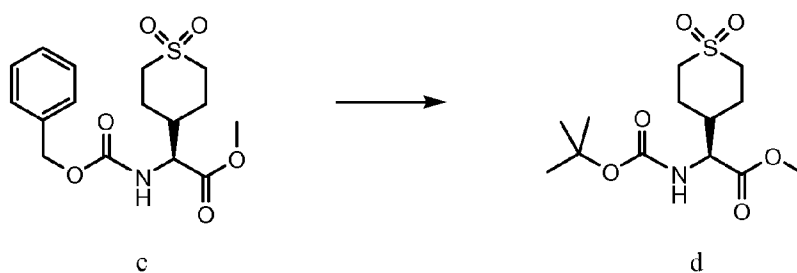


Sulfide **a** (810 mg, 2.5 mmol), synthesized according to the general procedure of Shieh [Shieh, W-C.; Xue, S.; Reel, N.; Wu, R.; Fitt, J.; Repic, O. *Tetrahedron: Asymmetry*, 2001, 12, 2421-2425], was dissolved in methanol (25 mL). Oxone (4.5g) was dissolved in deionized water (25 mL). The methanol solution of substrate was cooled to -10 °C, and the aqueous solution of oxone was added to the reaction slowly. The reaction was kept on ice and gradually allowed to warm to room temperature while stirring overnight. Deionized water was used to dilute the reaction to approximately 150 mL, then poured into 90% ethyl acetate-hexanes for extraction. The organic phase was dried (Na₂SO₄), adsorbed onto Celite and purified by chromatography ISCO CombiFlash 40 g column, 5-90% ethyl acetate-hexanes over 30 min to afford 804 mg (2.27 mmol, 91%) of the product sulfone **b**.

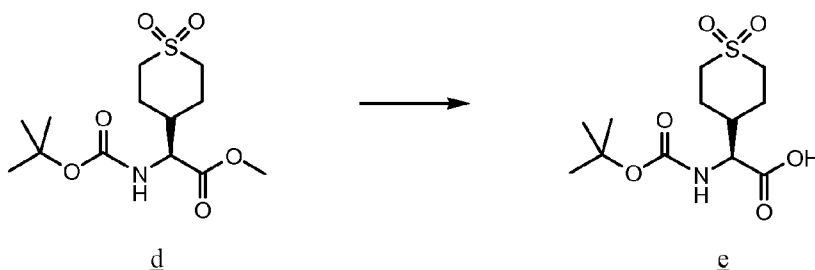
20



Following the general procedure of Burk [Burk, M. J.; Gross, M. F.; Martinez, J. P. *J. Am. Chem. Soc.* 1995, 117, 9375–9376.], alkene b (774 mg 2.19 mmol), dry methanol (40 mL), and [(*S,S*)-Mc-BPE-Rh(COD)]⁺OTf[−] (500 mg, 0.8 mmol) were mixed in a Parr shaker flask purged with nitrogen. The Parr flask was evacuated and subsequently charged to 60 psi with hydrogen gas and shaken vigorously overnight. Methanol was removed under reduced pressure, and crude product was filtered through a small plug of silica gel using ethyl acetate. Evaporation of the solvent yielded 730 mg (2.0 mmol, 94%) of product c with >98% yield.



Z-protected amino ester c (804 mg, 2.27 mmol) was dissolved in methanol (16 mL). To this solution was added BOC-anhydride (1.5 g, 6.8 mmol), followed by 20% Pd(OH)₂·C (250 mg). All air was removed from the reaction flask by house vacuum, and the mixture was stirred vigorously for 5 min. The flask was then filled with hydrogen gas and allowed to stir vigorously at room temperature for 6 h. After evacuating the hydrogen atmosphere, the mixture was filtered through Celite using methanol, and crude product d was obtained by evaporation of the solvent (508 mg, 1.56 mmol, 70% yield).

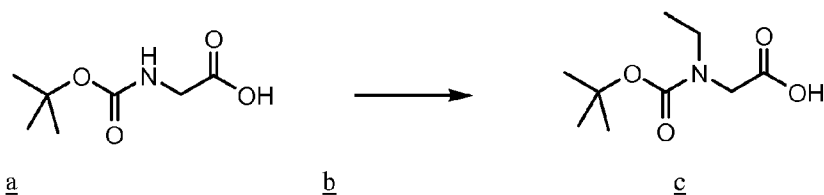


Ester d (508 mg, 1.56 mmol) was dissolved in 8 mL of THF. Deionized water (4 mL) was added, followed by LiOH · H₂O (120 mg, 2.8 mmol). The mixture was stirred at room temperature

overnight, acidified using aqueous 1 N HCl and extracted into ethyl acetate (3 X 25 mL). The organic extracts were dried further with Na₂SO₄, filtered and concentrated to give 372 mg (1.21 mmol, 78% yield) of the N-Boc-protected cyclic sulfonyl amino acid e, which was carried on without purification.

5

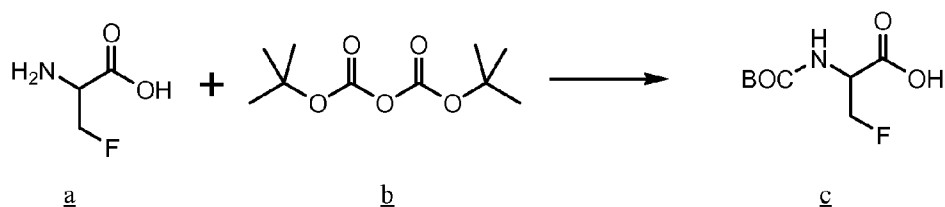
Example 29



- 10 Following the general procedure of Grigg [Blancy, P.; Grigg, R.; Rankovic, Z.; Thornton-Pett, M.; Xu, J. *Tetrahedron*, 2002, 58, 1719-1737] a roundbottom flask was charged with sodium hydride (480mg 60% dispersion in oil, 12.0 mmol, 4.0 equiv) and purged with nitrogen for 15 min. THF (6.0mL) was added to the flask, and the suspension was cooled to 0 °C using an ice water bath. A separate flask was charged with BOC-glycine a (525 mg, 3.0 mmol), dry THF (6.0 mL) and ethyl iodide (1.0 mL, 12 mmol, 4 equiv). This mixture was added dropwise to the NaH suspension in THF, with vigorous stirring at 0 °C. After 1 h of stirring, the reaction was warmed to room temperature and allowed to stir overnight. The reaction was again cooled to 0 °C, and methanol (4 mL) was added very slowly to quench the excess hydride. Deionized water was added to dilute the mixture, and methanol was removed under reduced pressure. Impurities were extracted into 90%
- 15 ethyl acetate-hexanes, the aqueous layer was then acidified by adding solid citric acid until the pH reached 2-3. The product was extracted into 90% ethyl acetate-hexanes. This organic layer was dried (Na₂SO₄) and filtered. Removal of the solvents under reduced pressure afforded a quantitative yield of the product b.

25

Example 30

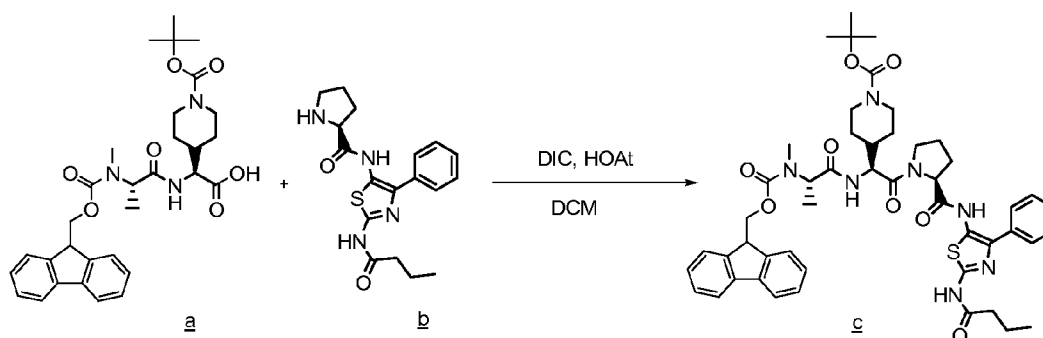


- A mixture of unprotected amino acid a (775 mg, 7.24 mmol) and sodium carbonate (1.69 g, 16.0 mmol) was dissolved in a 1:1 solution of deionized water and THF (15 mL each). To this mixture was added BOC-anhydride b (1.73 g, 7.96 mmol). The mixture was stirred at room temperature

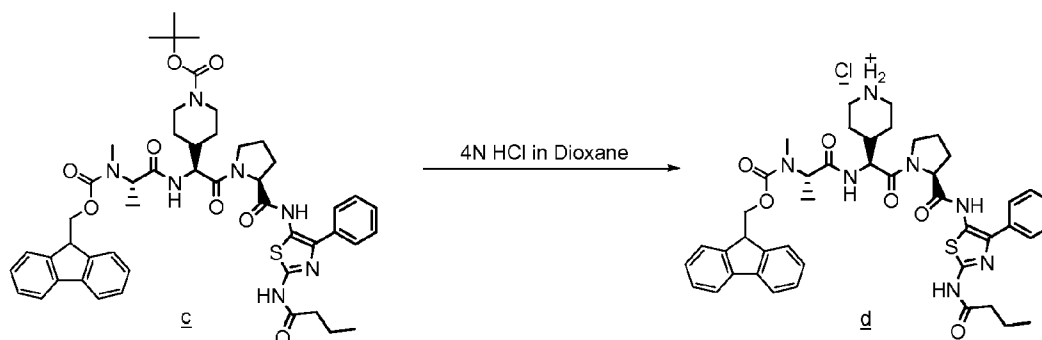
30

overnight, and THF was removed under reduced pressure. The mixture was then acidified to pH 2–3 with saturated aqueous citric acid, and product was extracted into 10% ethyl acetate-dichloromethane. The organic layer was dried (Na_2SO_4), filtered and concentrated under reduced pressure to afford clean BOC-protected amino acid **c** (1.40 g, 6.7 mmol, 93%) to be used without
 5 further purification.

Example 31 dimer compound 1

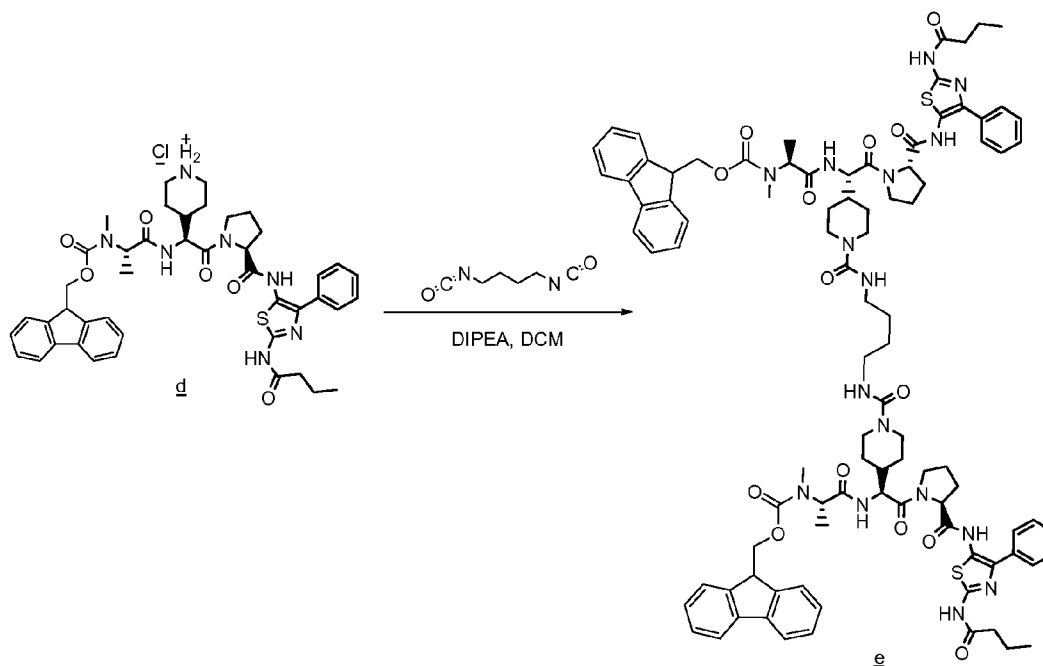


10 In a 25 mL round-bottomed flask, dipeptide **a** (1.2 g, 2.1 mmol) and compound **b** (500 mg, 1.2 mmol) were dissolved in dichloromethane (5.0 mL). *N,N*-diisopropylcarbodiimide (0.35 mL, 2.2 mmol) and 1-hydroxy-7-azabenzotriazole (300 mg, 2.2 mmol) were added and the mixture was stirred at room temperature overnight. The mixture was then concentrated on silica gel and purified by flash chromatography (100% Hex to 100% EtOAc, 40 g column) to afford 1.1 g (87%)
 15 of compound **c** as a white solid. MS: $M/Z = 907$.

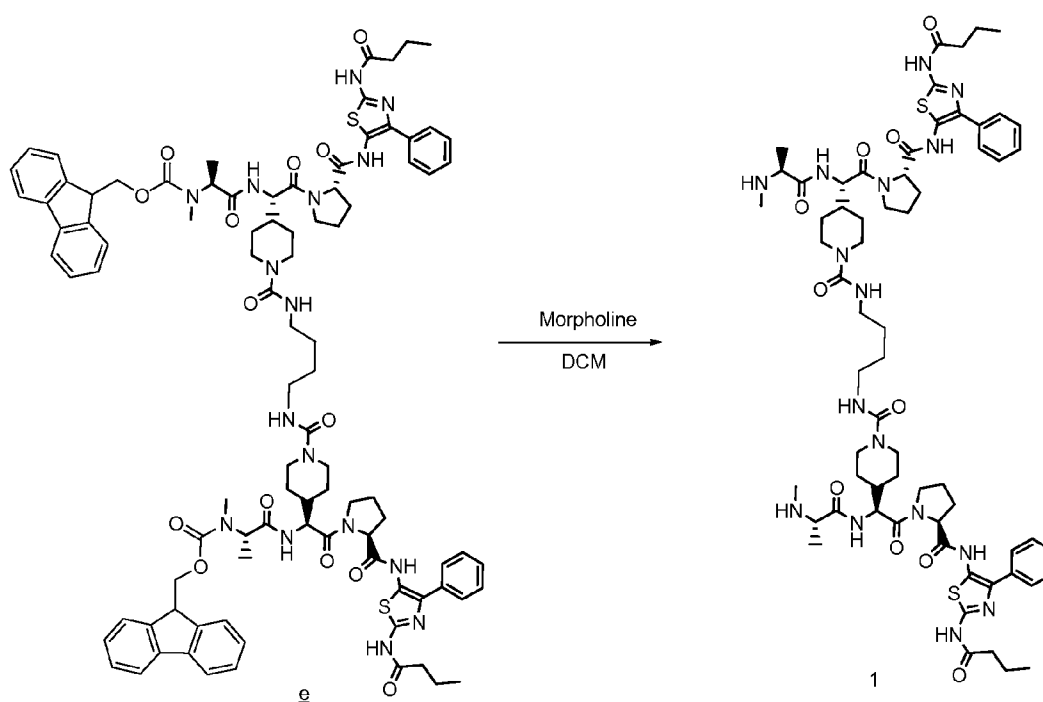


In a 50 mL round-bottomed flask, compound **c** (1.1 g, 1.2 mmol) was dissolved in a solution of 4N HCl in dioxane (20 mL, 60 mmol) and the solution was stirred at room temperature for 30 minutes.
 20 The solution was then concentrated to afford 1.0 g (99%) of compound **d** as a pale yellow solid. MS: $M/Z = 807$.

5

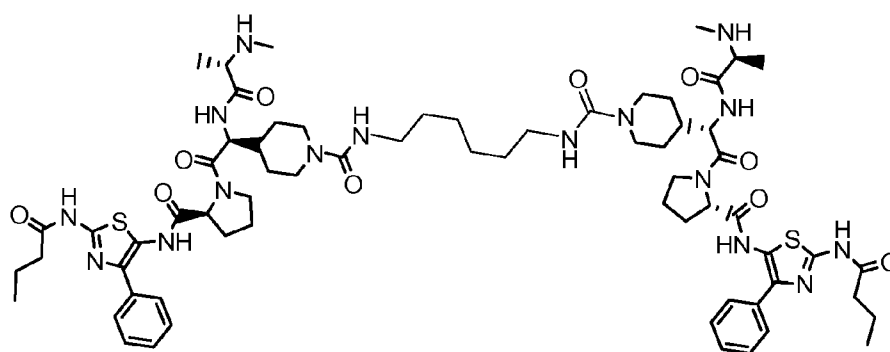


10 In a 10 mL round-bottomed flask, 1,4-diisocyanatobutane (9.0 μL , 0.071 mmol), dissolved in dichloromethane (0.5 mL), was slowly added to a solution of compound **d** (120 mg, 0.14 mmol) and N,N-diisopropylethylamine (37 μL , 0.21 mmol) in dichloromethane (0.5 mL) and the mixture was stirred at room temperature for 6h. The mixture was then concentrated on silica gel and purified by flash chromatography (100% DCM to 5% MeOH/DCM, 12 g column) to afford 81 mg (65%) of compound **e** as a white solid. MS: $M/Z = 1753$.



In a 25 mL round-bottomed flask, compound e (81 mg, 0.046 mmol) was dissolved in dichloromethane (5.0 mL) and morpholine (0.40 mL, 4.6 mmol) was added. The solution was stirred at room temperature overnight. The solution was then concentrated and purified by reverse
5 phase HPLC to afford 22.6 mg (37%) of compound 1 as a white solid. MS: M/Z = 1308.

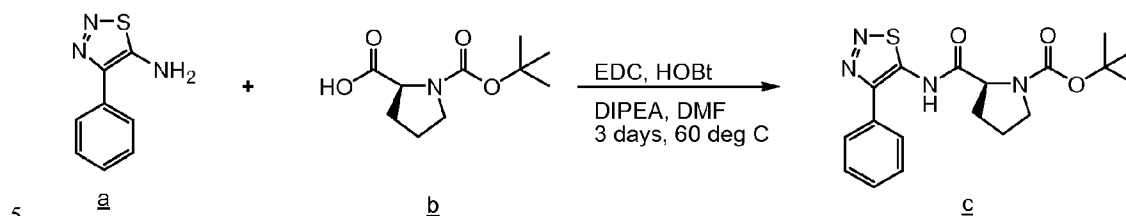
Example 32 dimer compound 2



10

Compound 2 was prepared using the procedure for compound 1, (12.6 mg of a white solid). MS: M/Z = 1336.

Example 33 dimer compound 3



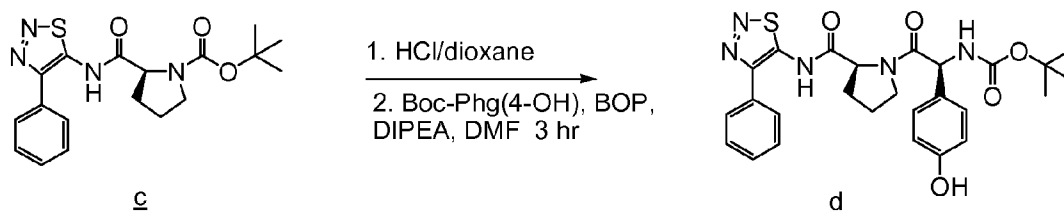
10 Boc anhydride (1.6 g, 7.2 mmol) in 10 ml THF was added dropwise to an ice-cooled stirring solution of 4-hydroxy-L-phenylglycine (1.0 g, 6 mmol) and NaHCO_3 (1.0 g, 12 mmol) in 10 ml water. After complete addition, solution was warmed to room temp and stirred overnight. THF was evaporated off and 10 ml water was added. The aqueous layer was extracted twice with 20 ml ethyl acetate and the aqueous layer was acidified to pH 3 with aqueous citric acid. The aqueous layer was extracted twice with 25 ml ethyl acetate and organic layers combined. The organic layer was washed twice with brine and once with water, dried over MgSO_4 and concentrated to yield 1.5 g Boc-4-hydroxy-L-phenylglycine (Boc-Phg(4-OH)). The protected amino acid was a single peak with the correct mass by LCMS and was used without further

15 purification. Calculated mass 267.3, found 268.5.

Boc-L-Proline (9.7 g, 45.2 mmol), 4-phenyl-1,2,3-thiadiazol-5-amine (4.0 g, 22.6 mmol), EDC (8.2 g, 42.9 mmol), HOBt (5.8 g, 42.9 mmol), DIPEA (19.7 ml, 113 mmol) were combined and stirred for 3 days in 40 ml DMF at 60 deg C. Ethyl acetate and saturated aqueous NaHCO_3 were

20 added. The aqueous layer was separated and extracted with ethyl acetate. Organic layers were combined and washed with aqueous NaHCO_3 and brine. Organic layer was dried over MgSO_4 and concentrated to a brown residue. Pure Boc-prolyl-4-phenyl-5-amino-1,2,3-thiadiazole **c** was obtained by crystallization from 100 ml hot acetonitrile to obtain 5.9 g. Calculated mass 374.5, found 375.3.

25



Compound **c** (1.5 g, 4.25 mmol) was treated with 20 ml 4N HCl/dioxane for 30 minutes and the solvent was removed. Boc-L-Phg(4-OH) (1.25 g, 4.68 mmol), BOP (2.1 g, 4.68 mmol), DIPEA (1.63 ml, 9.36 mmol) were combined in 30 ml DMF and stirred for 3 hours at room temp. to give

compound d. Standard workup: Ethyl acetate was added and organic layer washed twice with aqueous sodium bicarbonate, washed twice with brine, dried over MgSO_4 and concentrated. The residue was a single peak with the correct mass by LCMS and was used in the next step without purification. Calculated mass 523.6, found 524.3.

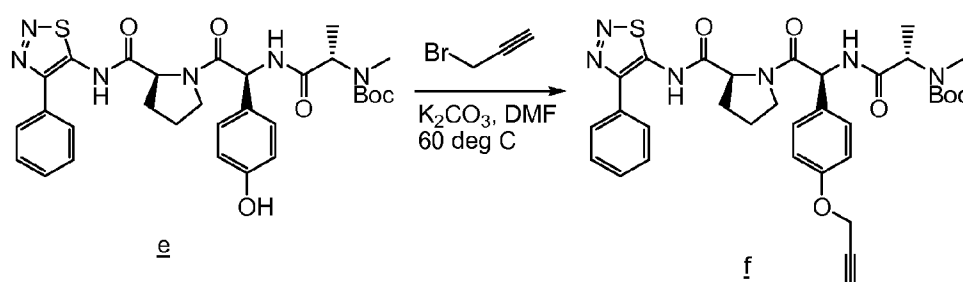
5



Compound d from the previous step was treated with 20 ml 4N HCl/dioxane for 30 minutes and the solvent removed. Boc-N-methylalanine (0.95 g, 4.68 mmol), BOP (2.1 g, 4.68 mmol) and DIPEA (1.63 ml, 9.36 mmol) were combined in 30 ml DMF and stirred for 3 hours at room temp.

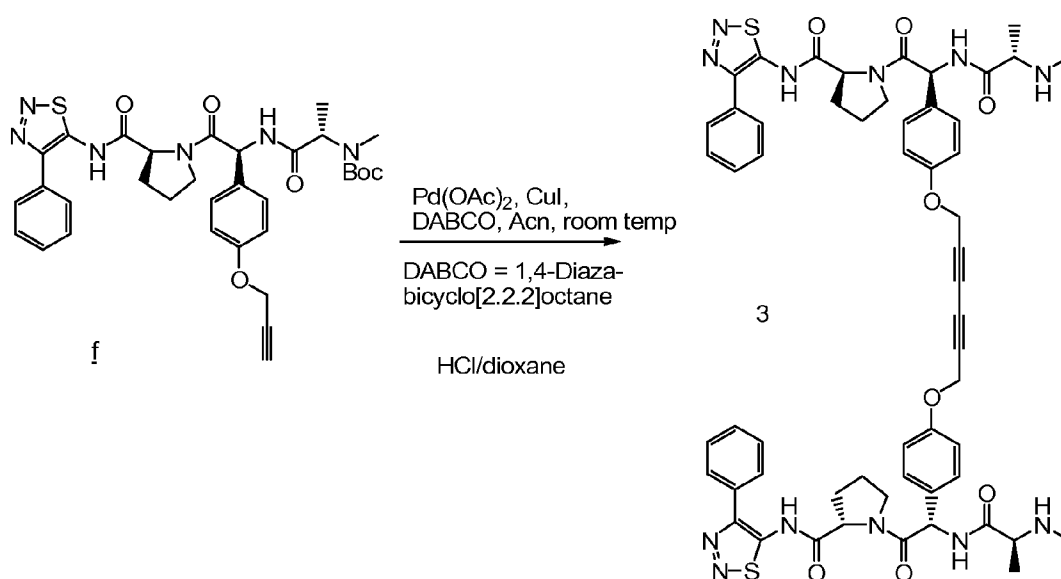
Standard workup: Ethyl acetate was added and organic layer washed twice with aqueous sodium bicarbonate, washed twice with brine, dried over MgSO_4 and concentrated. The residue was purified by HPLC to yield 1.2 g of compound e. Calculated mass 608.7, found 609.3.

10



Compound e (1.2 g, 1.97 mmol), 80 weight % propargyl bromide in toluene (879 mg, 5.91 mmol), K_2CO_3 (817 mg, 5.91 mmol) were combined in 40 ml DMF and stirred for 16 hours at 60 deg C. Water was added to solution and extracted 3 times with ethyl acetate. Organic layers were combined, washed twice with aqueous NaHCO_3 , washed twice with brine, dried over MgSO_4 and concentrated. Crude residue purified by HPLC to yield 200 mg of compound f. Calculated mass 646.8, found 647.3.

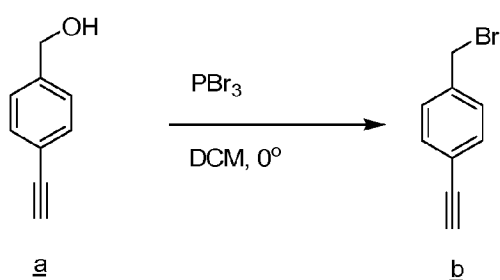
20



Compound f (200 mg, 0.31 mmol), Pd(OAc)_2 (1.2 mg, 0.0062 mmol), CuI (1.4 mg, 0.0062 mmol) and DABCO (104 mg, 0.93 mmol) were combined in 20 ml acetonitrile and stirred overnight at room temp. Ethyl acetate was added and the organic layer was washed twice with aqueous NaHCO_3 , washed twice with brine, dried over MgSO_4 and concentrated. The residue was treated with 20 ml 4N HCl/dioxane for 30 minutes and concentrated. The crude residue was purified by HPLC to obtain 81 mg of compound 3. Calculated mass 1091.3, found 1091.7.

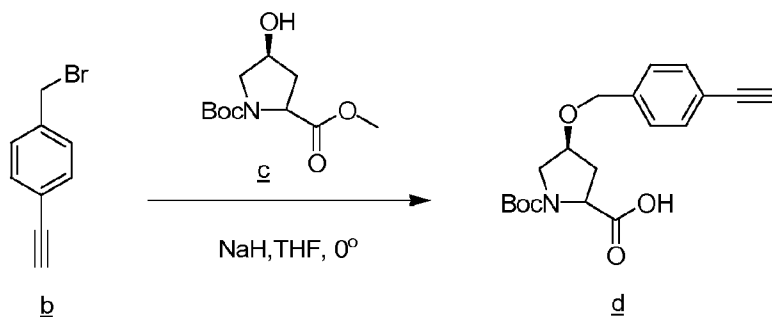
10

Example 34 dimer compound 4

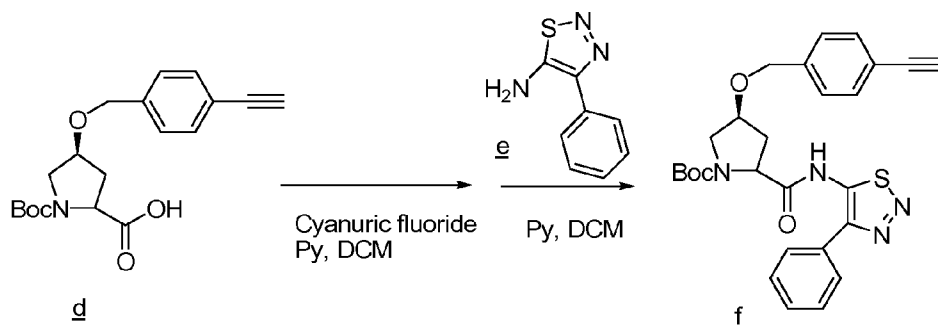


4-Ethynylbenzyl alcohol a (1 g, 7.57 mmol) was diluted in 20 ml DCM, and cooled to 0° in ice bath. Phosphorus tribromide (4.1 g, 15 mmol) was added dropwise. The reaction was allowed to warm to room temperature gradually, and stirred under nitrogen overnight. The reaction was quenched by addition of H_2O in ice bath, extracted by DCM. Combined organic layers were washed with brine, dried over Na_2SO_4 and concentrated to dryness. The crude material was

purified by chromatography (ISCO) using 100% hexane to give pure 4-ethynylbenzyl bromide **b** (220 mg). $M+H^+$ 195.1

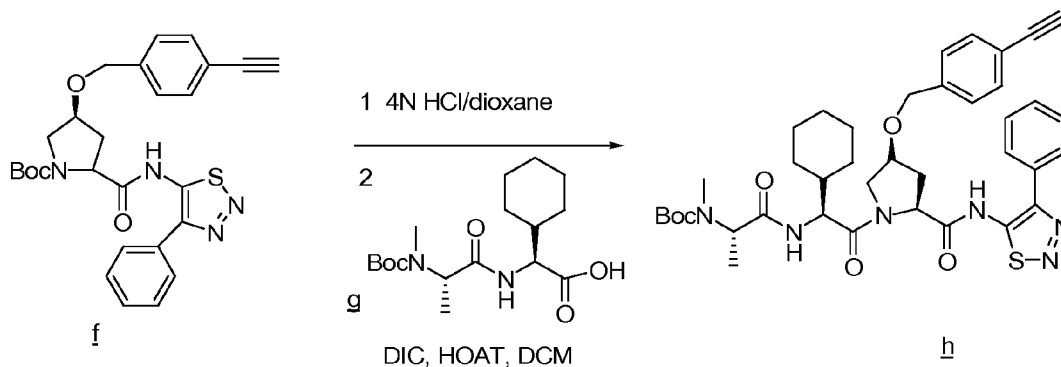


- 5 NaH (135 mg, 3.4 mmol, 60% dispersion in mineral oil) was suspended in an ice-cooled anhydrous THF solution (5 ml) under nitrogen. N-boc-*cis*-4-hydroxy-L-proline methyl ester **c** (417 mg, 1.7 mmol) was added followed by 4-ethynylbenzyl bromide **b** (220 mg, 1.13 mmol). The reaction was allowed to warm to room temperature gradually, and stirred under nitrogen overnight. The reaction was quenched by addition of H₂O in ice bath, and concentrated to dry. The crude material
- 10 was purified by chromatography (ISCO) using 10% MeOH/DCM to obtain 200 mg compound **d**. $M+H^+$ 346.2



- The compound **d** (200 mg, 0.578 mmol) was diluted in DCM (10 ml), cooled in an ice bath, treated with pyridine (137 mg, 1.73 mmol) and cyanuric fluoride (109 mg, 0.81 mmol) dropwise. After
- 15 complete addition, solution was warmed to room temperature and stirring for 4 hours. 1 ml of H₂O was added, solution was stirred for 15 minutes. Additional H₂O (20 ml) was added, and aqueous layer was extracted by DCM twice. Combined organic layers were washed with sat. brine, dried over Na₂SO₄, and concentrated to dry. The residue was used in the next step without further purification. The crude oil (205 mg, 0.578 mmol), 4-phenyl-1,2,3-thiadiazol-5-amine **e** (207 mg,
- 20 1.16 mmol) and pyridine (136 mg, 1.76 mmol) were combined in 10ml DCM and stirred overnight. Additional DCM was added, and washed with aq. NaHCO₃. Aqueous layer was extracted by DCM twice, washed with sat. brine, dried over Na₂SO₄ and concentrated to dry. The crude material

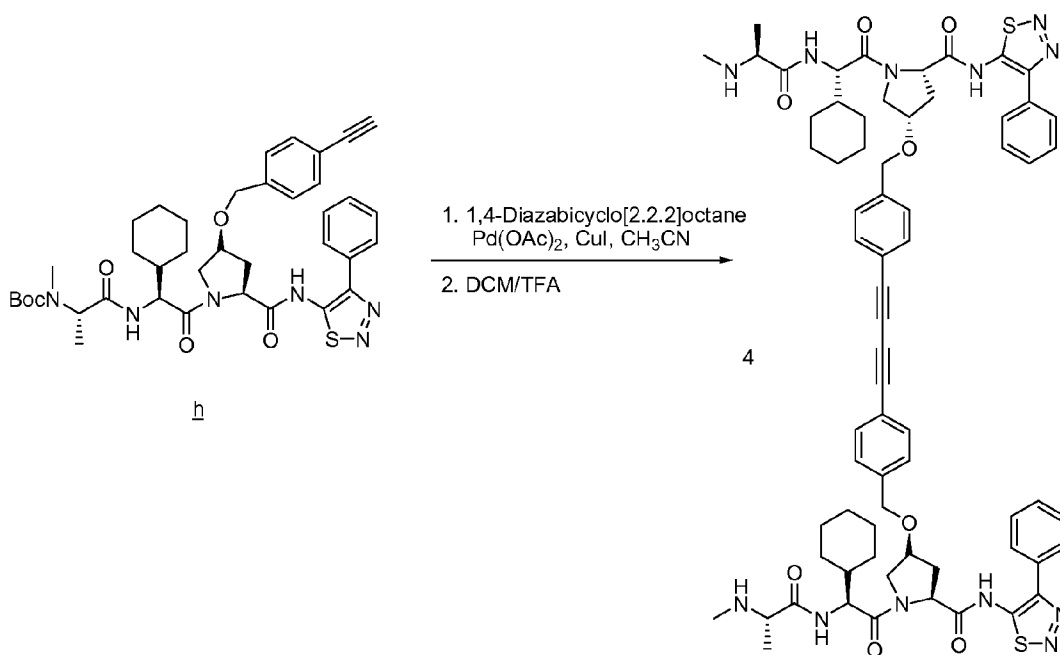
was purified by chromatography (ISCO) using 40%-80% EtOAc/Hexane to obtain 101 mg compound **f**. $M+H^+$ 505.4



5

The compound **f** (40 mg, 0.079 mmol) was treated with 10 ml 4N HCl/dioxane for 30 minutes and solvent was removed. The residue, Boc-N-Meala-Chg-OH **g**, DIC and HOAt were combined in 5 ml of dry DCM and stirred for 4 hours at room temperature. H_2O was added to solution and extracted twice with DCM. Organic layers were combined, dried over Na_2SO_4 , and concentrated.

10 The crude material was purified by chromatography (ISCO) using 40%-80% EtOAc/Hexane to obtain 48 mg pure compound **h**. $M+H^+$ 729.5

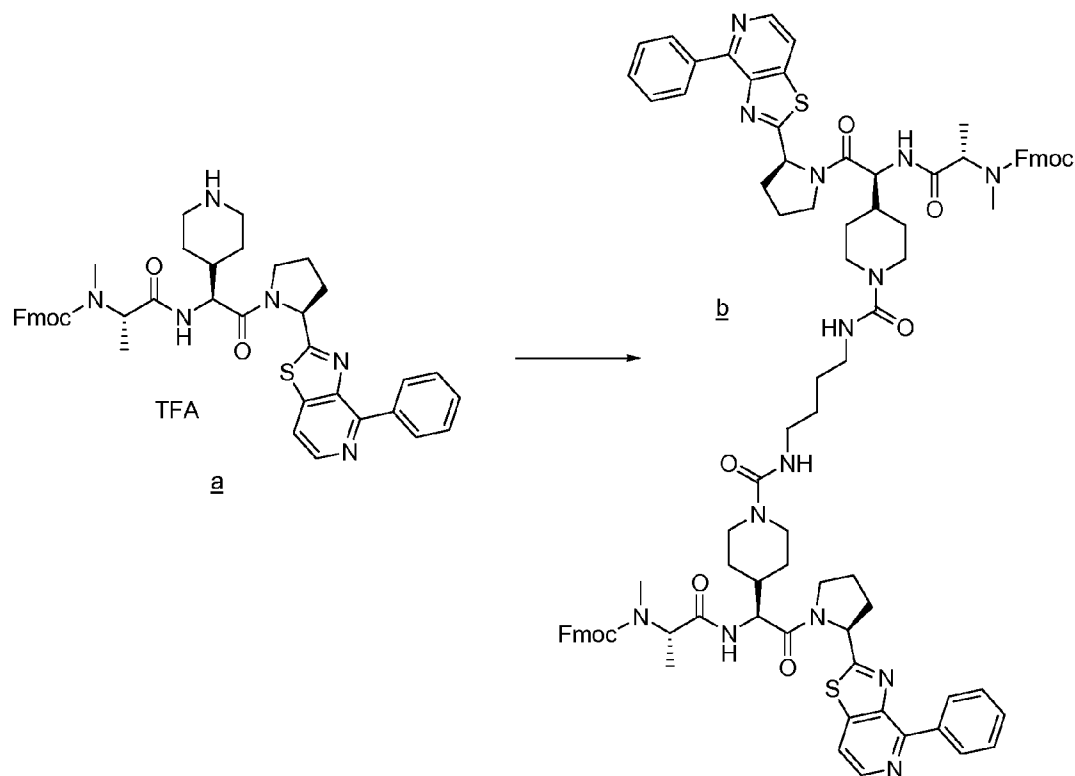


15 The compound **h** (20 mg, 0.027 mmol), $Pd(OAc)_2$ (0.121 mg, 0.00054 mmol), DABCO (9 mg, 0.082 mmol) and CuI (0.105 mg, 0.00054 mmol) were combined in 5 ml of acetonitrile and stirred overnight at room temperature. Ethyl acetate was added and the organic layer was washed twice

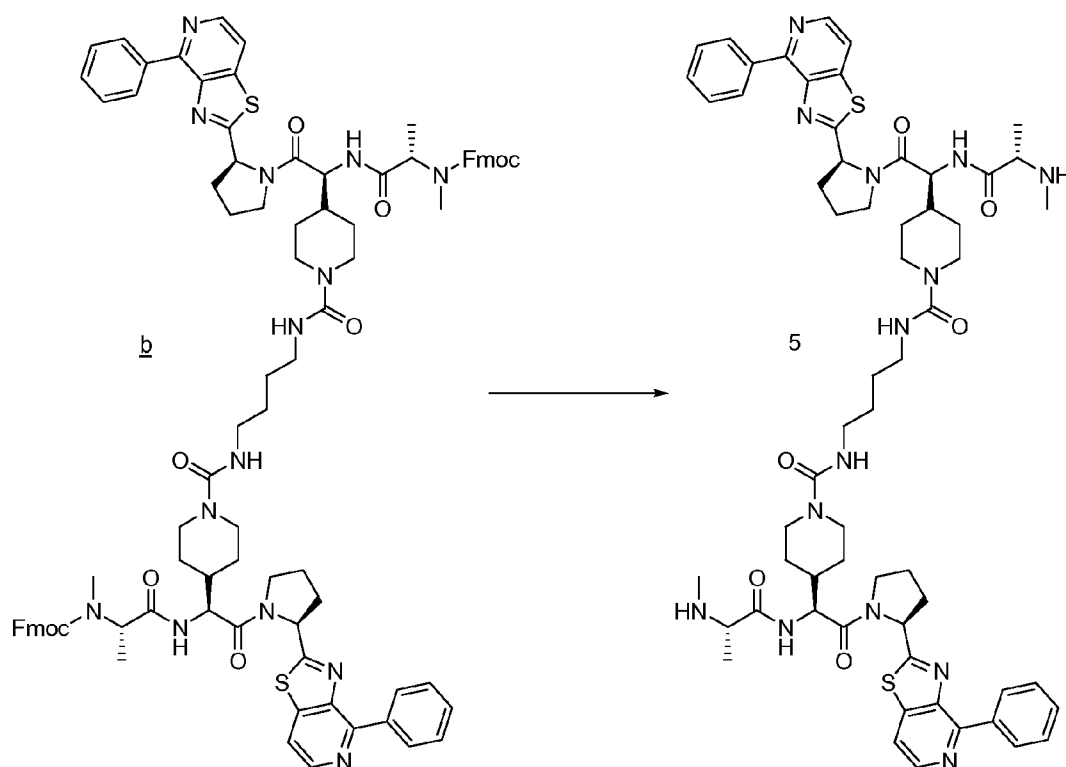
with aq. NaHCO_3 , the combined organic layers were washed with brine, dried over Na_2SO_4 and concentrated. The residue was treated with 1:1 DCM and TFA (20 ml) for 30 minutes and concentrated. The crude material was purified by HPLC to obtain 7 mg of compound 4. $\text{M}+\text{H}^+$ 1255.6

5

Example 35 dimer compound 5



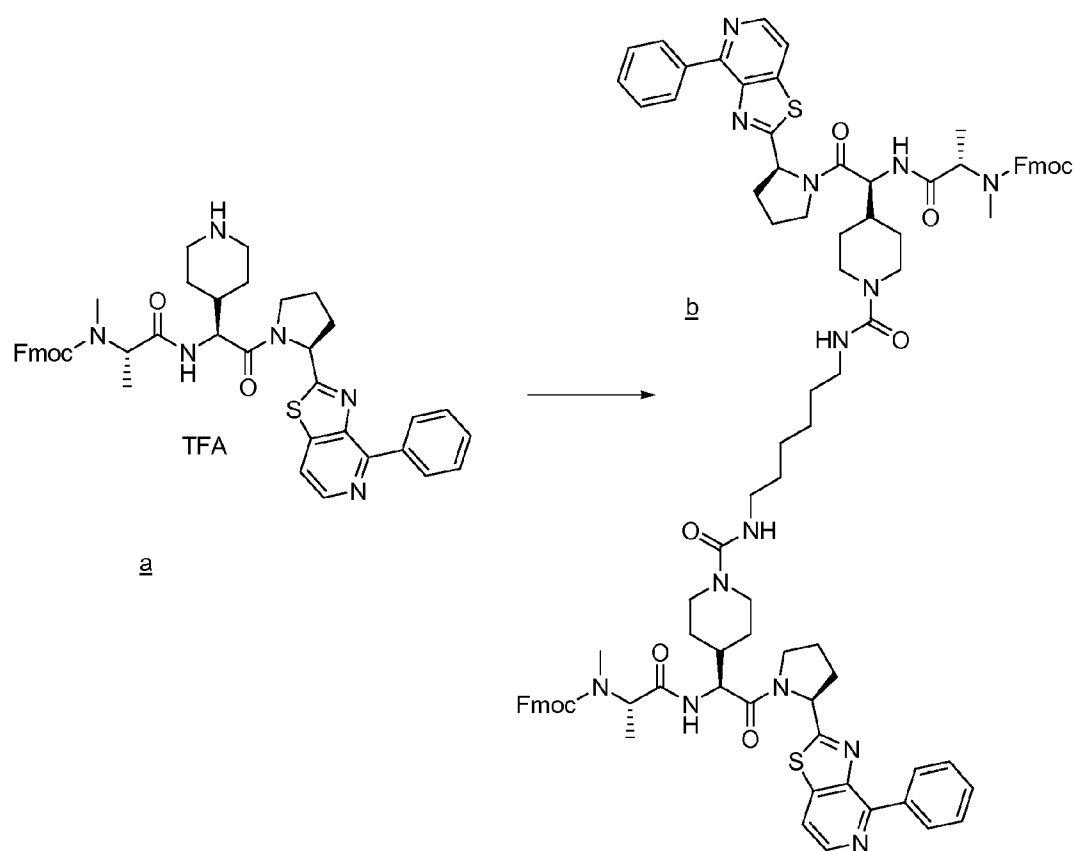
- 10 To a solution of **a** (0.1 g, 0.12 mmol) in dichloromethane (2 mL) was added diisopropylamine (0.0456 mL, 0.26 mmol). Adipoyl chloride (0.00862 mL, 0.06 mmol) was added to the mixture. The resulting solution was stirred at room temperature for 4 hours. Diisopropylamine (0.0456 mL, 0.26 mmol) was added to the mixture again. The solution was stirred overnight. The crude material was adsorbed onto silica gel and purified by flash chromatography (4 g SiO_2 , 0-5% methanol in
15 dichloromethane) to give the Fmoc protected dimer **b** (0.073 g, 0.046 mmol, 78%).



To a solution of Fmoc protected dimer **b** (0.073 g, 0.046 mmol) in dichloromethane (5 mL) was added morpholine (0.21 mL, 2.4 mmol). The mixture was stirred 3 hours. Morpholine (0.21 mL, 2.4 mmol) was added to the solution again. The solution was stirred overnight. The sample was

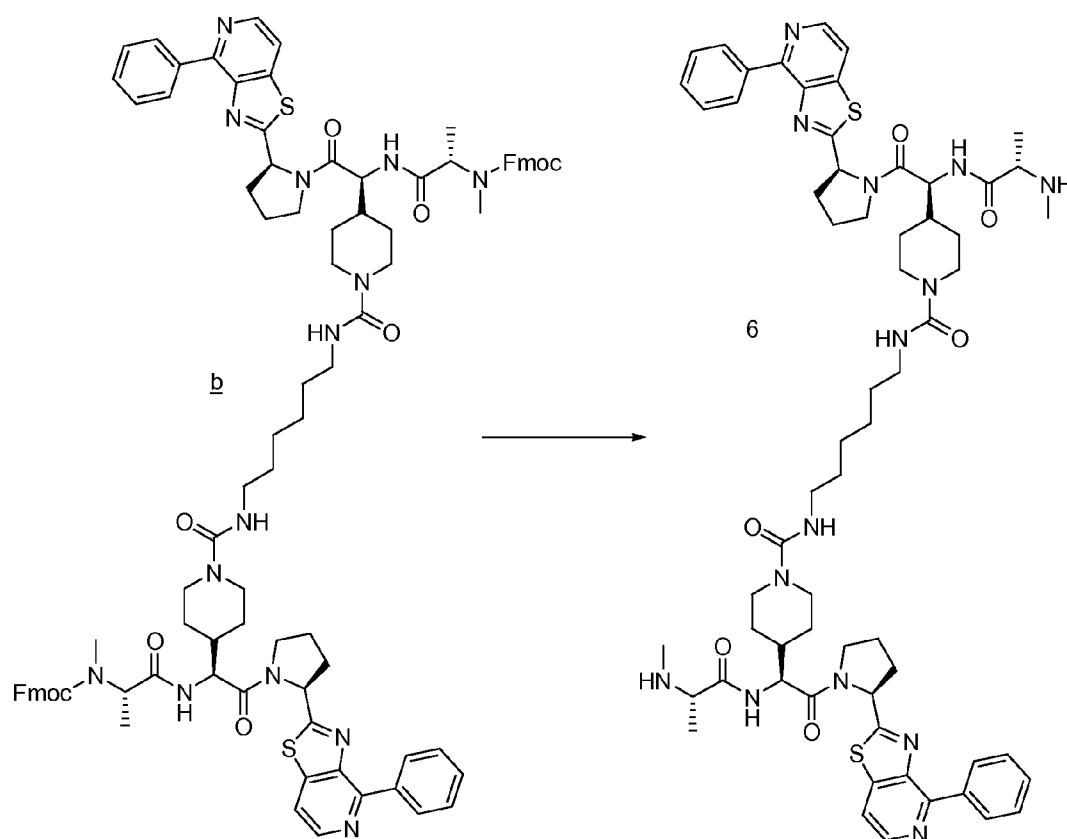
5 concentrated and purified by SFC (ethyl-pyridine, 20-60% methanol in CO₂ in 6.5 min at 50 mL/min) to give dimer **5** (0.019g, 0.017 mmol, 36%).

Example 36 dimer compound 6



5 To a solution of a (0.1 g, 0.12 mmol) in dichloromethane (2 mL) was added diisopropylamine (0.0228 mL, 0.13 mmol). 1,6-Diisocyanatohexane (0.00954 mL, 0.0593 mmol) was added to the mixture. The resulting solution was stirred at room temperature for 4 hours. A small crystal of N,N-dimethylaminopyridine was added. The mixture was stirred for 30 minutes. Diisopropylamine (0.0338 mL, 0.13 mmol) was added to the mixture again. The mixture was stirred for 30 minutes.

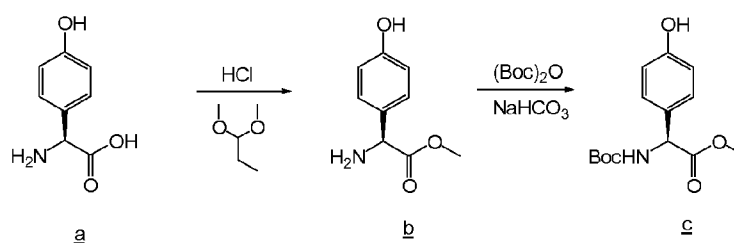
10 1,6-Diisocyanatohexane (0.00478 mL, 0.0297 mmol) was added. The solution was stirred overnight. The crude material was adsorbed onto silica gel and purified by flash chromatography (4 g SiO₂, 0-5% methanol in dichloromethane) to give the Fmoc protected dimer b in quantitative yield.



To a solution of Fmoc protected dimer **b** (0.12 mmol) in dichloromethane (5 mL) was added morpholine (0.38 mL, 4.3 mmol). The mixture was stirred 3 hours. Morpholine (0.38 mL, 4.3 mmol) was added to the solution again. The solution was stirred overnight. The sample was concentrated and purified by SFC (ethyl-pyridine, 20-60% methanol in CO₂ in 6.5 min at 50 mL/min) to give dimer **6** (0.0392g, 0.033 mmol, 28%).

10

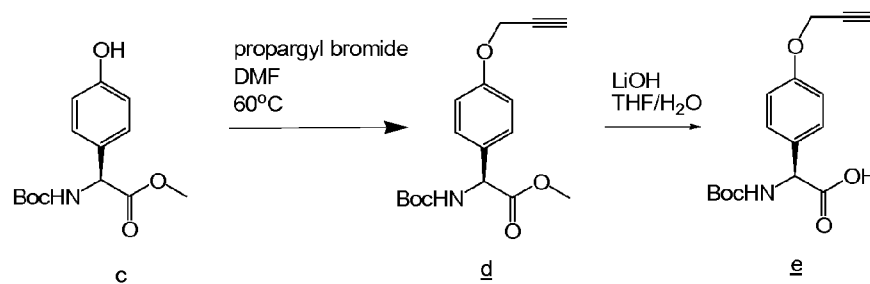
Example 37 dimer compound 7



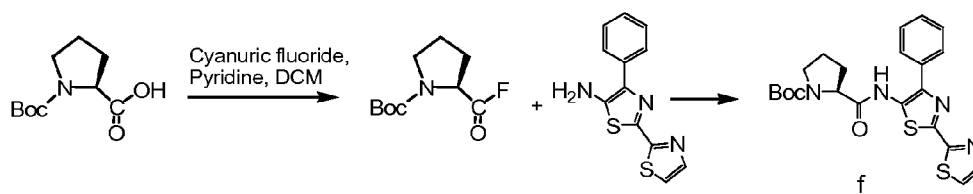
15

4-Hydroxyphenylglycine **a** (1.0 g, 5.98 mmol) and concentrated HCl (6 mL) in 2,2-dimethoxypropane (33 mL, 813 mmol) was stirred overnight at room temp. The brown solution was evaporated and the pure compound **b** was precipitated from a solution of methanol and ethyl ether.

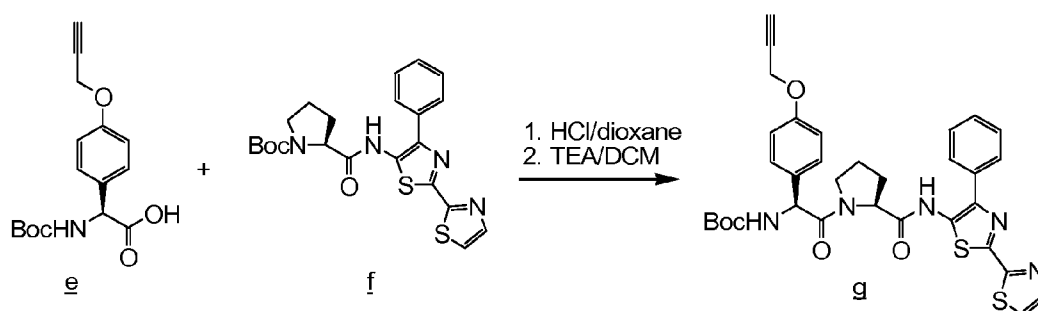
1.3 g obtained. Calculated mass 181.2, found mass 181.9. Compound b (1.3 g, 5.98 mmol) and NaHCO₃ (1.0 g, 12.0 mmol) was dissolved in 15 ml water and 15 ml acetonitrile and Boc-anhydride (1.6 g, 7.2 mmol) in 10 ml THF was added dropwise and solution was stirred overnight at room temp. The solution was evaporated and ethyl acetate was added. The standard workup was done: the organic solution was washed with aqueous NaHCO₃, brine, water, dried over MgSO₄ and concentrated to compound c. Calculated mass 281.2, found mass 282.1.



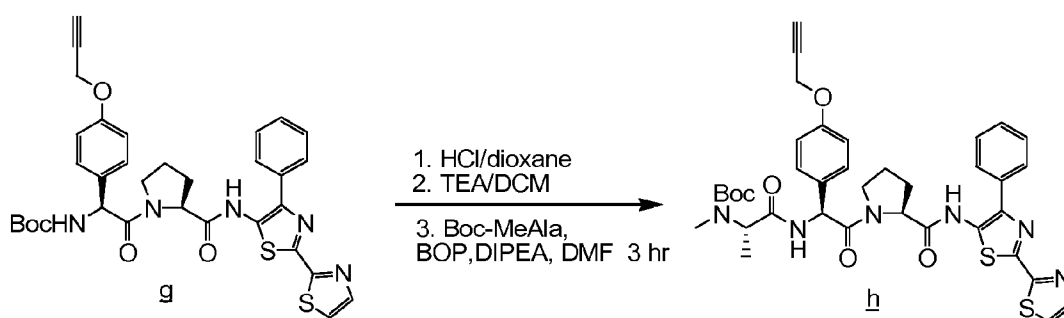
Compound c (1.63 g, 5.8 mmol), 80 weight% propargyl bromide in toluene (1.93 ml, 17.4 mmol), K₂CO₃ (2.4 g, 17.4 mmol) were dissolved in 30 ml DMF and heated at 50 degrees overnight. The solution was evaporated and the standard workup procedure was done as described above. The pure compound d was purified by HPLC. Calculated mass 319.4, found mass 320.1. Compound d (1.85 g, 5.8 mmol) was dissolved in 50 ml THF/water (1:1) with LiOH (487 mg, 11.6 mmol) and stirred for 4 hrs. The solution was evaporated and acidified with aqueous citric acid. The solution was extracted into EtOAc, washed with brine, dried over MgSO₄ and concentrated to a yellow oil of compound e. Yield 770 mg. Calculated mass 305.3, found mass 305.8.



To an ice-cooled solution of Boc-Proline (598 mg, 2.78 mmol) and pyridine (411 ul, 5.09 mmol) in 10 ml DCM, cyanuric fluoride (406 mg, 3.01 mmol) was added dropwise. The solution allowed to warm to room temperature and stirred for 90 min. The solution was evaporated and EtOAc was added and the organic layer was washed with brine, dried over MgSO₄ and concentrated. 4-phenyl-2,2'-Bithiazol-5-amine (600 mg, 2.31 mmol) with pyridine was added to the residue and stirred overnight at room temp. The solution was evaporated, EtOAc added and the standard workup was done. Compound f was purified by HPLC. Yield 270 mg. Calculated mass 456.6, found mass 457.3.

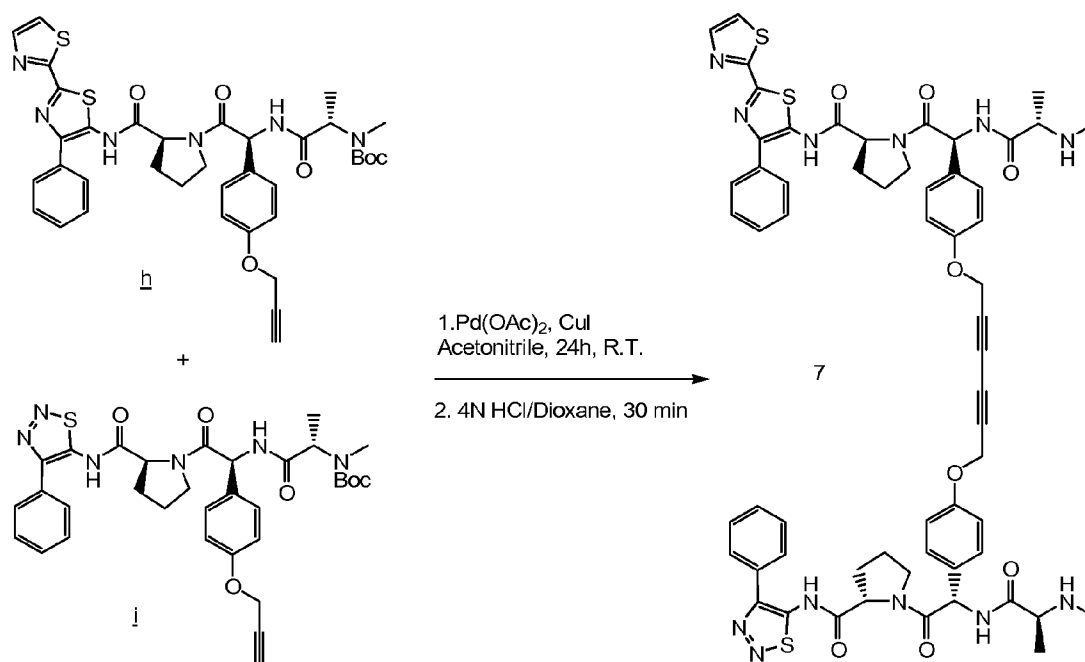


Compound **f** (200 mg, 0.44 mmol) was treated with 20 ml 4N HCl in dioxane for 30 min and the solvent removed. Boc-Phg(4-O-propargyl)-OH **e** (147 mg, 0.48 mmol), benzotriazol-1-yloxytris(dimethylamino)phosphonium hexafluorophosphate (BOP) (213 mg, 0.48 mmol) and
 5 DIPEA (168 ul, 0.96 mmol) were combined in 20 ml DMF and stirred for 3 hrs at room temp. Standard workup was done and purification by HPLC was done to obtain compound **g**. Calculated mass 643.8, found mass 644.3.



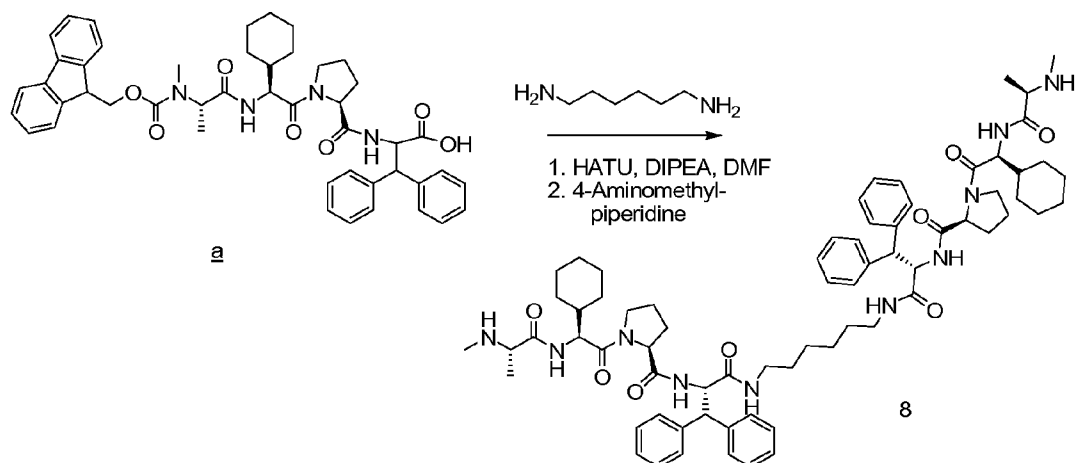
10

Compound **g** (282 mg, 0.44 mmol) was treated with 20 ml 4N HCl in dioxane for 30 min and the solvent removed. Boc-MeAla (98 mg, 0.48 mmol), BOP (213 mg, 0.48 mmol) and DIPEA (168 ul, 0.66 mmol) were combined in 20 ml DMF and stirred for 3 hrs at room temp. Standard workup was done and purification by HPLC was done to obtain compound **h**. Yield 47 mg. Calculated
 15 mass 728.9, found mass 729.3.



Compound **g** (94 mg, 0.128 mmol), compound **i** (84 mg, 0.128 mmol), $\text{Pd}(\text{OAc})_2$ (1.1 mg, 0.0051 mmol), CuI (0.98 mg, 0.0051 mmol) and DABCO (86 mg, 0.77 mmol) were combined in 20 ml
 5 acetonitrile and stirred overnight at room temp. Ethyl acetate was added and the organic layer was washed twice with aqueous NaHCO_3 , washed twice with brine, dried over MgSO_4 and concentrated. The residue was treated with 20 ml 4N HCl /dioxane for 30 minutes and concentrated. The crude residue was purified by HPLC to obtain 12 mg of compound **7**. Calculated mass 1173.4, found 1173.8.

Example 38 dimer compound 8

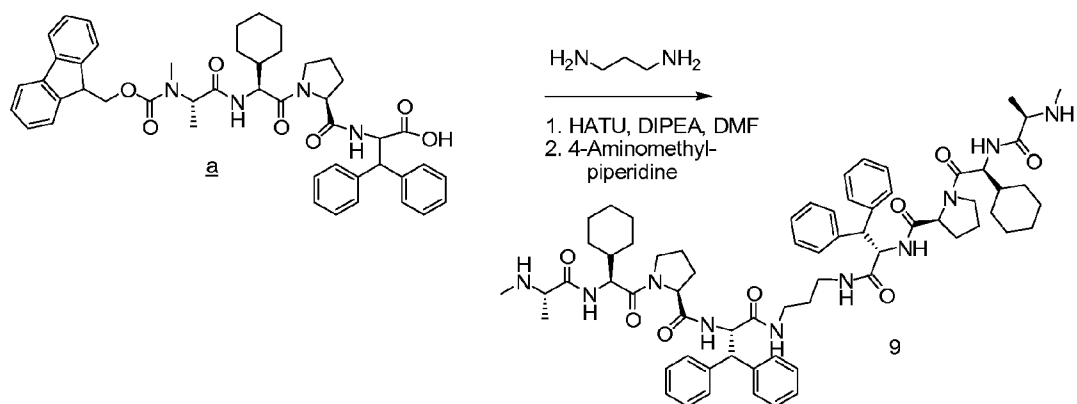


5

Compound **a** (160 mg, 0.2 mmol) was dissolved in 1 mL DMF and HATU (91 mg, 0.24 mmol) followed by addition of 1,6-diaminohexane (12 mg, 0.1 mmol) and diisopropylethylamine (52 μL , 0.3 mmol). The reaction was stirred at room temperature for 14 hours. The reaction was diluted with EtOAc, washed 2x with saturated NaHCO_3 and washed with brine. Dried over MgSO_4 and concentrated. The residue was dissolved in 2 mL DMF followed by the addition of 4-aminomethylpiperidine (120 μL , 1.0 mmol) and stirred at room temperature for 3 hours. Preparative HPLC gave compound **8**. MS = 1205.2 (M+1).

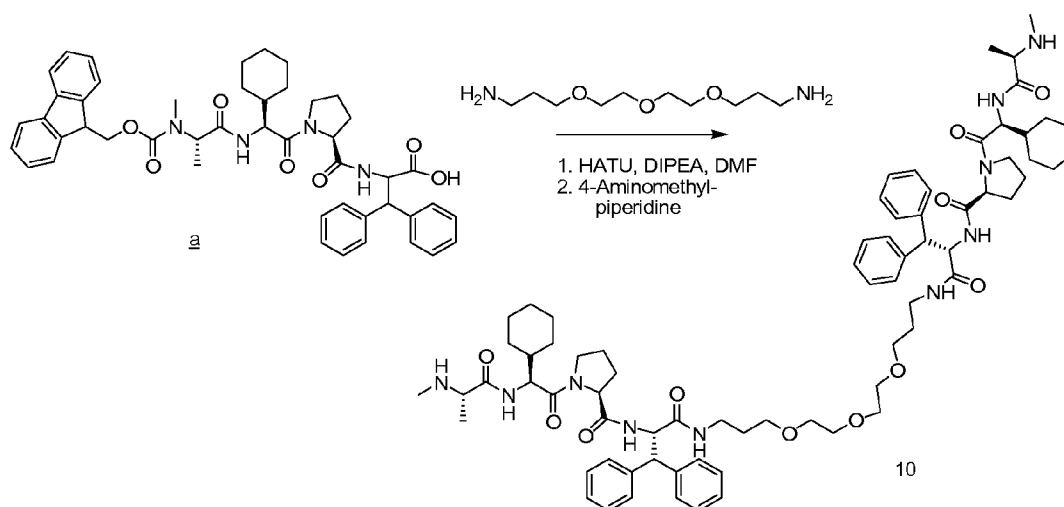
15

Example 39 dimer compound 9



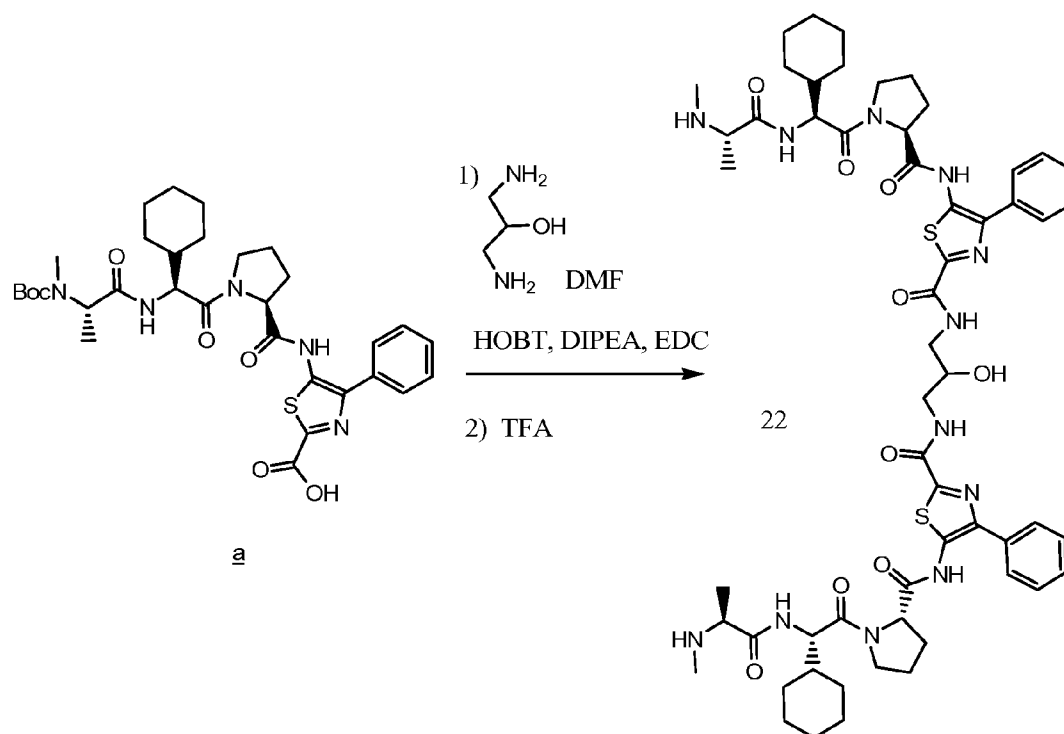
Compound a (135 mg, 0.17 mmol) was dissolved in 1 mL DMF, HATU (91 mg, 0.24 mmol) was added followed by 1,6-diaminopropane (8 μ L, 0.09 mmol) and diisopropylethylamine (44 μ L, 0.26 mmol). The reaction was stirred at room temperature for 14 hours. The reaction was diluted with EtOAc, washed 2x with saturated NaHCO₃ and washed with brine. Dried over MgSO₄ and concentrated. The residue was dissolved in 2 mL DMF followed by the addition of 4-aminomethylpiperidine (104 μ L, 0.85 mmol) and stirred at room temperature for 3 hours. Preparative HPLC gave compound 8. MS = 1164.5 (M+1).

10 Example 40 dimer compound 9



Compound 9 was prepared according to the procedures described for compound 8. MS = 1310.7 (M+1).

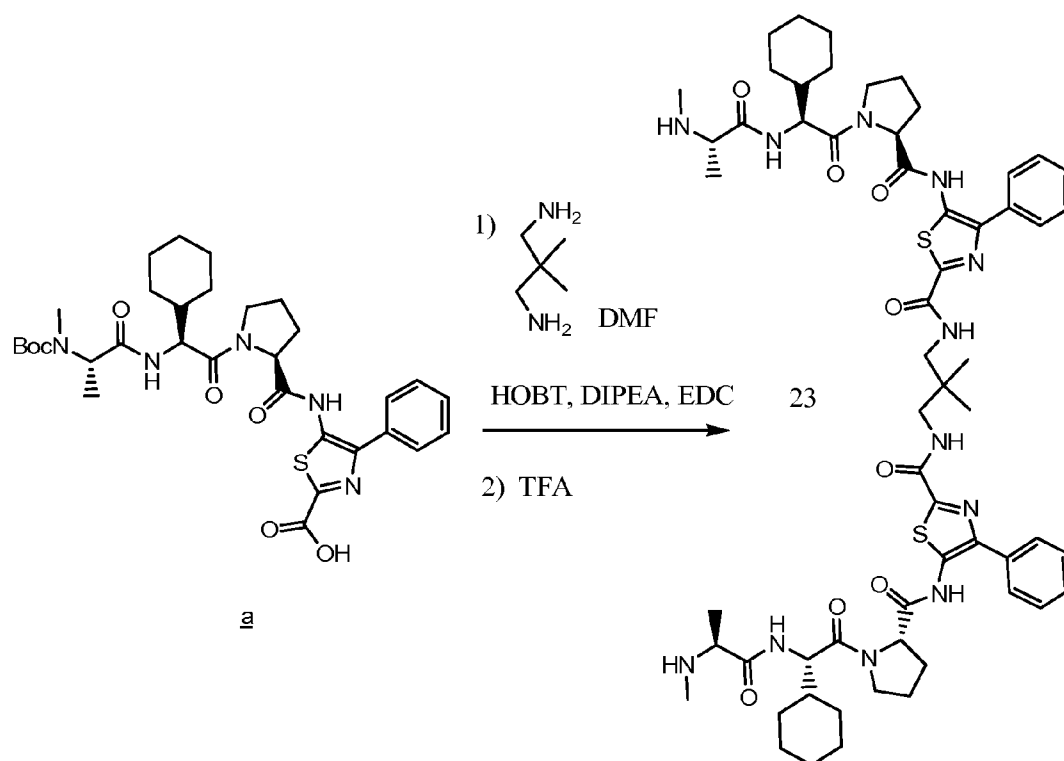
Example 41 dimer compound 22



- To compound **a** (665.0 mg, 1.036 mmol) in N,N-dimethylformamide (10.0 mL, 129 mmol) was added 1-hydroxybenzotriazole (0.154 g, 1.14 mmol), 1,3-diaminopropan-2-ol (0.0467 g, 0.518 mmol), and N,N-diisopropylethylamine (0.451 mL, 2.59 mmol). After the solids went into solution, N-(3-dimethylaminopropyl)-N'-ethylcarbodiimide hydrochloride (0.218 g, 1.14 mmol) was added and the solution was stirred at RT overnight.
- The solution was heated to 50 °C and continued stirring overnight. The solution was diluted with EtOAc (150ml) and washed with 1N HCl 2x (150ml). The combined acidic aqueous phases were extracted with EtOAc 1x (100ml) and the combined organics were washed with 1N NaOH 2x (150ml). The combined basic layers were extracted with EtOAc 1x (100ml). The combined organic phases were washed with brine 1x (150ml), dried (Na₂SO₄), filtered and concentrated with a Genevac evaporator and then flashed (ISCO 80G solid load (0-80%) 10% MeOH/DCM, DCM) to give Boc-protected dimer.

The Boc-protected dimer was treated with 1:1 solution of DCM and TFA (5 ml) for 10 minutes and concentrated. The crude material was purified by HPLC to give 77.3 mg of final dimer compound 22.

Example 42 dimer compound 23



5 In vial of compound **a** (700.0 mg, 1.091 mmol) was added 1-hydroxybenzotriazole (0.162 g, 1.20 mmol), N,N-dimethylformamide (3.500 mL, 45.20 mmol), 2,2-dimethylpropane-1,3-diamine (0.0655 mL, 0.545 mmol), N,N-diisopropylethylamine (0.475 mL, 2.73 mmol), N-(3-dimethylaminopropyl)-N'-ethylcarbodiimide hydrochloride (0.230 g, 1.20 mmol) in order and stirred at 50 °C overnight. The solution was diluted with EtOAc (150ml) and washed with 1N HCl 2x (150ml). The combined acidic aqueous phases were extracted with EtOAc 1x (100ml) and the combined organics were washed with sat bicarbonate 2x (150ml). The combined basic phases were extracted with EtOAc 1x (100ml) and the combined organic phases washed with brine 1x (150ml), dried (Na₂SO₄), filtered, concentrated and then flashed (ISCO 80G solid load column 0-5% MeOH/DCM, 45 min) to give Boc-protected dimer.

15

To the residue was added TFA/DCM 1:1 solution of trifluoroacetic acid:methylene chloride (5.00 mL) which was stirred for 10 min at RT and then rotovaped followed by addition of DCM and then rotovaped again. This was concentrated by Genevac to give 163.7 mg of crude dimer which was purified by HPLC to give 86.3 mg of purified dimer compound 23.

Example 43 IAP inhibition assays

5 In the following experiments was used a chimeric BIR domain referred to as MLXBIR3SG in which 11 of 110 residues correspond to those found in XIAP-BIR3, while the remainder correspond to ML-IAP-BIR. The chimeric protein MLXBIR3SG was shown to bind and inhibit caspase-9 significantly better than either of the native BIR domains, but bound Smac-based peptides and mature Smac with affinities similar to those of native ML-IAP-BIR. The improved
 10 caspase-9 inhibition of the chimeric BIR domain MLXBIR3SG has been correlated with increased inhibition of doxorubicin-induced apoptosis when transfected into MCF7 cells.

MLXBIR3SG sequence:

MGSSHHHHHSSGLVPRGSHMLETEEEEEEGAGATLSRGPAFPGMGSEELRLASFYDWP
 15 LTAEVPPELLAAAGFFHTGHQDKVRCFFCYGGLQSWKRGDDPWTEHAKWFPGCQFLLR
 SKGQEYINNIHLTHSL (SEQ ID NO.: 1)

TR-FRET Peptide Binding Assay

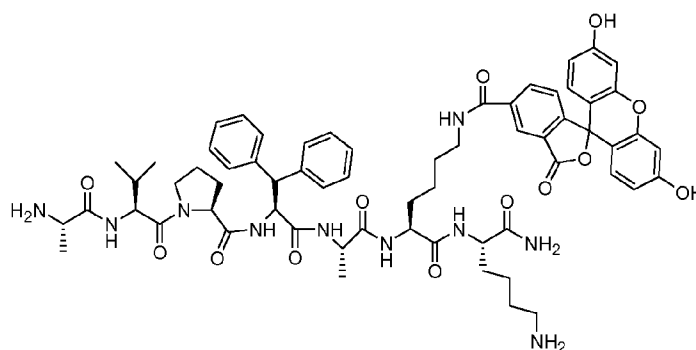
20

Time-Resolved Fluorescence Resonance Energy Transfer competition experiments were performed on the Wallac Victor2 Multilabeled Counter Reader (Perkin Elmer Life and Analytical Sciences, Inc.) according to the procedures of Kolb et al (Journal of Biomolecular Screening, 1996, 1(4):203). A reagent cocktail containing 300 nM his-tagged MLXBIR3SG; 200 nM
 25 biotinylated SMAC peptide (AVPI); 5 µg/mL anti-his allophycocyanin (XL665) (CISBio International); and 200 ng/mL streptavidin-europium (Perkin Elmer) was prepared in reagent buffer (50 mM Tris [pH 7.2], 120 mM NaCl, 0.1% bovine globulins, 5mM DTT and 0.05% octylglucoside). (Alternatively, this cocktail can be made using europium-labeled anti-His (Perkin Elmer) and streptavidin-allophycocyanin (Perkin Elmer) at concentrations of 6.5 nM and 25nM,
 30 respectively). The reagent cocktail was incubated at room temperature for 30 minutes. After incubation, the cocktail was added to 1:3 serial dilutions of an antagonist compound (starting concentration of 50 µM) in 384-well black FIA plates (Greiner Bio-One, Inc.). After a 90 minute incubation at room temperature, the fluorescence was read with filters for the excitation of europium (340 nm) and for the emission wavelengths of europium (615 nm) and a
 35 allophycocyanin (665 nm). Antagonist data were calculated as a ratio of the emission signal of allophycocyanin at 665 nm to that of the emission of europium at 615 nm (these ratios were

multiplied by a factor of 10,000 for ease of data manipulation). The resulting values were plotted as a function of antagonist concentration and fit to a 4-parameter equation using Kaleidograph software (Synergy Software, Reading, PA). Indications of antagonist potency were determined from the IC₅₀ values. Compounds of the invention that were tested in this assay exhibited IC₅₀ values of less than 200 μM indicating IAP inhibitory activity.

Fluorescence Polarization Peptide Binding Assay

Polarization experiments were performed on an Analyst HT 96-384 (Molecular Devices Corp.) according to the procedure of Keating, S.M., Marsters, J, Beresini, M., Ladner, C., Zioncheck, K., Clark, K., Arellano, F., and Bodary., S.(2000) in *Proceedings of SPIE : In Vitro Diagnostic Instrumentation* (Cohn, G.E., Ed.) pp 128-137, Bellingham, WA. Samples for fluorescence polarization affinity measurements were prepared by addition of 1:2 serial dilutions starting at a final concentration of 5 μM of MLXBIR3SG in polarization buffer (50 mM Tris [pH 7.2], 120 mM NaCl, 1% bovine globulins 5mM DTT and 0.05% octylglucoside) to 5-carboxyfluorescein-conjugated AVPd-Phe-NH₂ (AVP-diPhe-FAM) at 5 nM final concentration.



AVP-diPhe-FAM probe

The reactions were read after an incubation time of 10 minutes at room temperature with standard cut-off filters for the fluorescein fluorophore ($\lambda_{\text{ex}} = 485 \text{ nm}$; $\lambda_{\text{em}} = 530 \text{ nm}$) in 96-well black HE96 plates (Molecular Devices Corp.). Fluorescence values were plotted as a function of the protein concentration, and the IC₅₀s were obtained by fitting the data to a 4-parameter equation using Kaleidograph software (Synergy software, Reading, PA). Competition experiments were performed by addition of the MLXBIR3SG at 30 nM to wells containing 5 nM of the AVP-diPhe-FAM probe as well as 1:3 serial dilutions of antagonist compounds starting at a concentration of 300 μM in the polarization buffer. Samples were read after a 10-minute incubation. Fluorescence

polarization values were plotted as a function of the antagonist concentration, and the IC_{50} values were obtained by fitting the data to a 4-parameter equation using Kaleidograph software (Synergy software, Reading, PA). Inhibition constants (K_i) for the antagonists were determined from the IC_{50} values. Compounds of the invention that were tested in this assay exhibited an IC_{50} of less than 10 μ M. Compound 2 had an IC_{50} of 0.2787 μ M, compound 10 had an IC_{50} of 1.324 μ M, compound 1 had an IC_{50} of 0.2309 μ M, compound 4 had an IC_{50} of 2.4054 μ M, compound 11 had an IC_{50} of 1.0261 μ M, compound 12 had an IC_{50} of 1.0965 μ M, compound 13 had an IC_{50} of 3.8188 μ M, compound 14 had an IC_{50} of 2.3450 μ M, compound 15 had an IC_{50} of 3.8334 μ M, compound 16 had an IC_{50} of 0.2341 μ M, compound 24 had an IC_{50} of 1.3802 μ M, compound 17 had an IC_{50} of 0.1677 μ M, compound 23 had an IC_{50} of 0.6793 μ M and compound 22 had an IC_{50} of 0.3780 μ M.

It is to be understood that, if any prior art publication is referred to herein, such reference does not constitute an admission that the publication forms a part of the common general knowledge in the art, in Australia or any other country.

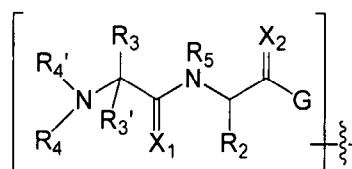
In the claims which follow and in the preceding description of the invention, except where the context requires otherwise due to express language or necessary implication, the word "comprise" or variations such as "comprises" or "comprising" is used in an inclusive sense, i.e. to specify the presence of the stated features but not to preclude the presence or addition of further features in various embodiments of the invention.

The claims defining the invention are as follows:

1. A compound having the formula



5 wherein U_1 and U_2 each have the general formula (I)



I

wherein

X_1 and X_2 are each independently O or S;

10 R_2 is alkyl, a carbocycle, carbocyclalkyl, a heterocycle, or heterocyclalkyl, each optionally substituted with halogen, hydroxyl, oxo, thione, mercapto, carboxyl, alkyl, haloalkyl, alkoxy, alkylthio, sulfonyl, amino, acetyl, hydroxyacetyl, methoxyacetyl, or nitro;

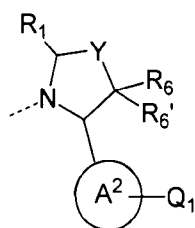
R_3 is H or alkyl, wherein said alkyl is optionally substituted with one or more halogen or hydroxyl;

15 R_3' is H, or R_3 and R_3' together form a 3-6 member carbocycle;

R_4 and R_4' are independently H, hydroxyl, amino, alkyl, carbocycle, carbocycloalkyl, carbocycloalkyloxy, carbocycloalkyloxycarbonyl, heterocycle, heterocycloalkyl, heterocycloalkyloxy, or heterocycloalkyloxycarbonyl; wherein each alkyl, carbocycloalkyl, carbocycloalkyloxy, carbocycloalkyloxycarbonyl, heterocycle, heterocycloalkyl, heterocycloalkyloxy, or heterocycloalkyloxycarbonyl is optionally substituted with halogen, hydroxyl, mercapto, carboxyl, alkyl, alkoxy, amino, imino, or nitro; or R_4 and R_4' together form a heterocycle;

R_5 is H or alkyl;

G is IVc:



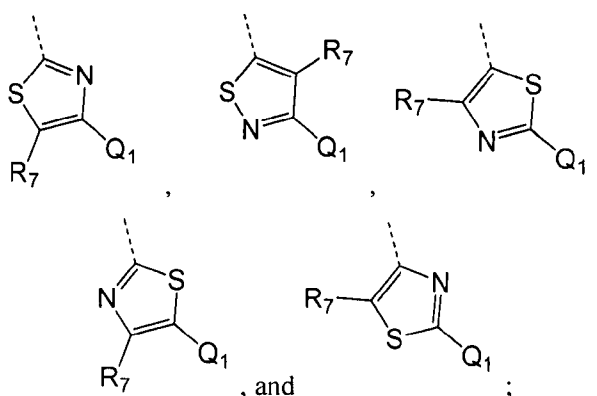
IVc

wherein

R₁ is H, OH, or alkyl; or R₁ and R₂ together form a 5-8 member heterocycle;

R₆ and R₆' are each independently H, alkyl, aryl, or aralkyl;

ring A² and Q₁ taken together are selected from the group consisting of:



wherein R₇ is H, cyano, hydroxyl, mercapto, halogen, nitro, carboxyl, amidino,

guanidino, alkyl, a carbocycle, a heterocycle, or -U-V; wherein U is -O-,

-S-, -S(O)-, -S(O)₂-, -N(R₈)-, -C(O)-, -C(O)-NR₈-, -NR₈-C(O)-, -SO₂-NR₈-,

-NR₈-SO₂-, -NR₈-C(O)-NR₈-, -NR₈-C(NH)-NR₈-, -NR₈-C(NH)-, -C(O)-O-,

or -O-C(O)-, and V is alkyl, a carbocycle, or a heterocycle; and wherein one or more

CH₂ groups of an alkyl is optionally replaced with -O-, -S-, -S(O)-, S(O)₂-, -N(R₈)-,

-C(O)-, -C(O)-NR₈-, -NR₈-C(O)-, -SO₂-NR₈-, -NR₈-SO₂-, -NR₈-C(O)-NR₈-,

-C(O)-O- or -O-C(O)-; and said alkyl, carbocycle and heterocycle groups are

optionally substituted with hydroxyl, alkoxy, acyl, halogen, mercapto, oxo, carboxyl,

halo-substituted alkyl, amino, cyano, nitro, amidino, guanidino, an optionally

substituted carbocycle, or an optionally substituted heterocycle;

each R_8 is independently H, alkyl, a carbocycle, or a heterocycle; wherein one or more CH_2 groups of said alkyl is optionally replaced with -O-, -S-, -S(O)-, S(O)_2 , or -C(O)-; and said alkyl, carbocycle, and heterocycle groups are optionally substituted with hydroxyl, alkoxy, acyl, halogen, mercapto, oxo (=O), carboxyl, halo-substituted alkyl, amino, cyano, nitro, amidino, guanidino, an optionally substituted carbocycle, or an optionally substituted heterocycle;

Q_1 is H, alkyl, a carbocycle, or a heterocycle; wherein one or more CH_2 groups of the alkyl is optionally replaced with -O-, -S-, -S(O)-, S(O)_2 , -N(R_8)-, -C(O)-, -C(O)-N R_8 -, -N R_8 -C(O)-, - SO_2 -N R_8 -, -N R_8 - SO_2 -, -N R_8 -C(O)-N R_8 -, -N R_8 -C(NH)-N R_8 -, -N R_8 -C(NH)-, -C(O)-O-, or -O-C(O)-; and wherein any foregoing alkyl, carbocycle, and heterocycle groups are optionally substituted with one or more alkyl, hydroxyl, alkoxy, acyl, halogen, mercapto, oxo, carboxyl, halo-substituted alkyl, amino, cyano, nitro, amidino, guanidino, an optionally substituted carbocycle, or an optionally substituted heterocycle; and

Y is a bond, $(\text{CR}_{10}\text{R}_{10})_{n'}$, O, or S; wherein n' is 1 or 2, and each R_{10} is independently H, halogen, alkyl, aryl, aralkyl, amino, arylamino, alkylamino, aralkylamino, alkoxy, aryloxy, or aralkyloxy; and

M is a linking group covalently joining U_1 and U_2 ;
or a pharmaceutically acceptable salt thereof.

2. The compound of claim 1, wherein R_1 is H.

3. The compound of claim 1 or 2, wherein R_2 is alkyl, cycloalkyl or a heterocycle.

4. The compound of any one of claims 1 to 3, wherein R_2 is selected from the group consisting of t-butyl, isopropyl, cyclohexyl, tetrahydropyran-4-yl, N-methylsulfonylpiperidin-4-yl, tetrahydrothiopyran-4-yl, tetrahydrothiopyran-4-yl (in which the S is in oxidized form SO or SO_2), cyclohexan-4-one, 4-hydroxycyclohexane, 4-hydroxy-4-methylcyclohexane, 1-methyl-tetrahydropyran-4-yl, 2-hydroxyprop-2-yl, but-2-yl, thiophen-3-yl, piperidin-4-yl, N-acetylpiperidin-4-yl, N-hydroxyethylpiperidin-4-yl, N-(2-hydroxyacetyl)piperidin-4-yl, N-(2-methoxyacetyl)piperidin-4-yl, pyridin-3-yl, phenyl, and 1-hydroxyeth-1-yl.

5. The compound of any one of claims 1 to 4, wherein R_3 is methyl.

6. The compound of any one of claims 1 to 5, wherein R_4 is H or methyl, and R_4' is H.

7. The compound of any one of claims 1 to 6, wherein R_5 is H or methyl.
8. The compound of any one of claims 1 to 7, wherein R_6 and R_6' are both H.
9. The compound of any one of claims 1 to 8, wherein X_1 and X_2 are both O.
10. The compound of any one of claims 1 to 9, wherein R_1 is H; R_2 is isopropyl, t-butyl, cyclohexyl, or tetrahydropyranyl; R_3 is methyl; R_4 is methyl, R_4' is H; R_5 is H; and X_1 and X_2 are both O.
11. A method of inducing apoptosis in a cell comprising introducing into said cell a compound of any one of claims 1 to 10.
12. A method of sensitizing a cell to an apoptotic signal comprising introducing into said cell a compound of any one of claims 1 to 10.
13. The method of claim 12, wherein said apoptotic signal is induced by contacting said cell with a compound selected from the group consisting of cytarabine, fludarabine, 5-fluoro-2'-deoxyuridine, gemcitabine, methotrexate, bleomycin, cisplatin, cyclophosphamide, adriamycin (doxorubicin), mitoxantrone, camptothecin, topotecan, colcemid, colchicine, paclitaxel, vinblastine, vincristine, tamoxifen, finasteride, taxotere, and mitomycin C, or radiation.
14. The method of claim 12, wherein said apoptotic signal is induced by contacting said cell with Apo2L/TRAIL.
15. A method for inhibiting the binding of an IAP protein to a caspase protein comprising contacting said IAP protein with a compound of any one of claims 1 to 10.
16. A method for treating a disease or condition associated with the overexpression of an IAP in a mammal, comprising administering to said mammal an effective amount of a compound of any one of claims 1 to 10.
17. A method for treating cancer in a mammal, comprising administering to said mammal an effective amount of a compound of any one of claims 1 to 10.
18. Use of a compound of any one of claims 1 to 10 in the manufacture of a medicament for treating a disease or condition associated with the overexpression of an IAP or treating cancer in a mammal.

19. A pharmaceutical composition comprising a compound of any one of claims 1 to 10 and a therapeutically inert carrier, diluent, or excipient.

20. A compound as defined in claim 1, or a process for preparation of the compound, or a pharmaceutical composition containing the compound, or a method or use involving the compound,
5 substantially as herein described with reference to the accompanying drawings.

Sequence Listing

<110> GENENTECH, INC.
 Flygare, John A.
 5 Cohen, Frederick
 Deshayes, Kurt
 Koehler, Michael F. T.
 Gazzard, Lewis J.
 Wang, Lan
 10 Ndubaku, Chudi

 <120> INHIBITORS OF IAP

 <130> P2481R1 WO
 15
 <150> US 60/915,010
 <151> 2007-04-30

 <160> 1
 20
 <210> 1
 <211> 133
 <212> PRT
 <213> Homo sapiens
 25
 <400> 1
 Met Gly Ser Ser His His His His His Ser Ser Gly Leu Val
 1 5 10 15
 30 Pro Arg Gly Ser His Met Leu Glu Thr Glu Glu Glu Glu Glu
 20 25 30
 Gly Ala Gly Ala Thr Leu Ser Arg Gly Pro Ala Phe Pro Gly Met
 35 35 40 45
 Gly Ser Glu Glu Leu Arg Leu Ala Ser Phe Tyr Asp Trp Pro Leu
 50 55 60
 40 Thr Ala Glu Val Pro Pro Glu Leu Leu Ala Ala Ala Gly Phe Phe
 65 70 75
 His Thr Gly His Gln Asp Lys Val Arg Cys Phe Phe Cys Tyr Gly
 80 85 90
 45 Gly Leu Gln Ser Trp Lys Arg Gly Asp Asp Pro Trp Thr Glu His
 95 100 105
 Ala Lys Trp Phe Pro Gly Cys Gln Phe Leu Leu Arg Ser Lys Gly
 110 115 120
 50 Gln Glu Tyr Ile Asn Asn Ile His Leu Thr His Ser Leu
 125 130