United States Patent [19]

Hoshino

[11] **Patent Number: Des. 298,752**

[45] **Date of Patent: ** Nov. 29, 1988**

[54] **COMPUTER**

[75] Inventor: **Nobuhiko Hoshino**, Ohra, Japan

[73] Assignee: **Sanyo Electric Co., Ltd.**, Japan

[**] Term: **14 Years**

[21] Appl. No.: **808,346**

[22] Filed: **Dec. 12, 1985**

[30] **Foreign Application Priority Data**

Jul. 11, 1985 [JP] Japan 60-29590

[52] **U.S. Cl.** **D14/100**; D14/109

[58] **Field of Search** D14/100, 102, 107, 108, D14/109; D13/40, 41; 364/708; 360/97, 98, 99

[56] **References Cited**

U.S. PATENT DOCUMENTS

D. 272,248	1/1984	Sanders et al.	D14/109
D. 276,234	11/1984	Banks et al.	D14/107
D. 288,094	2/1987	Davis et al.	D14/100
D. 293,111	12/1987	Nezu	D14/102

Primary Examiner—Susan J. Lucas

Attorney, Agent, or Firm—Darby & Darby

[57] **CLAIM**

The ornamental design for a computer, as shown and described.

DESCRIPTION

FIG. **1** is a top, front, right side perspective view of a computer showing my new design;

FIG. **2** is a front elevational view thereof on an enlarged scale;

FIG. **3** is a right side elevational view thereof on an enlarged scale, the left side being a mirror image;

FIG. **4** is a rear elevational view thereof on an enlarged scale;

FIG. **5** is a top plan view thereof on an enlarged scale; and

FIG. **6** is a bottom plan view thereof on an enlarged scale.

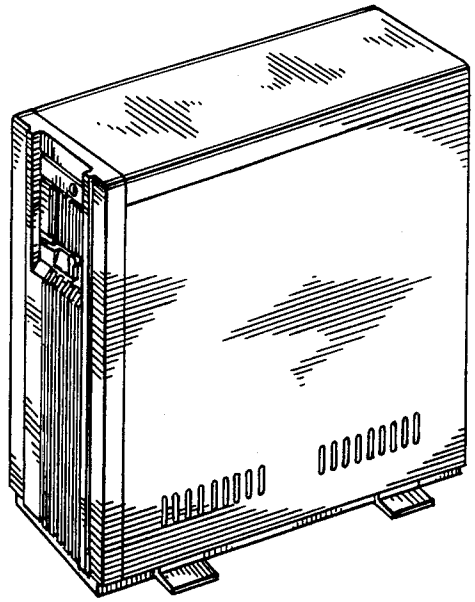

FIG. 1

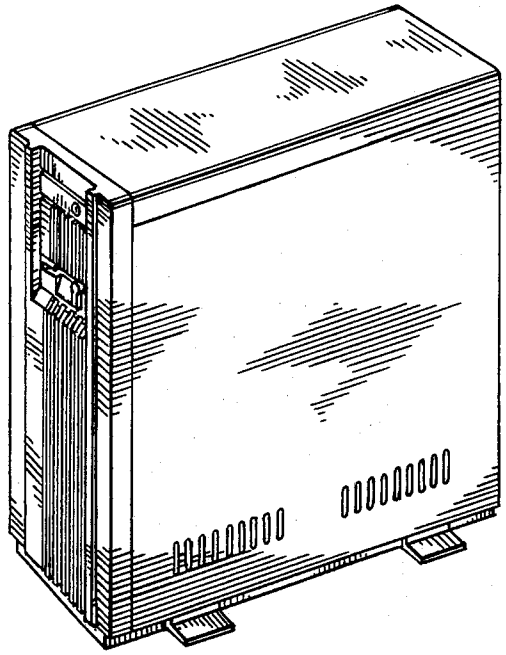

FIG. 2

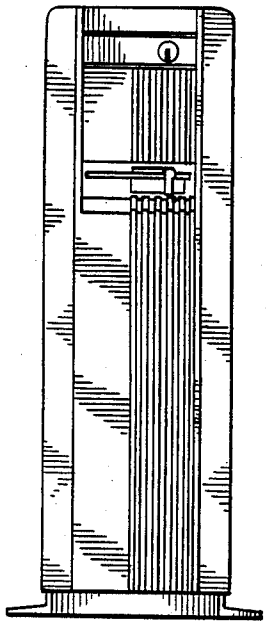

FIG. 3

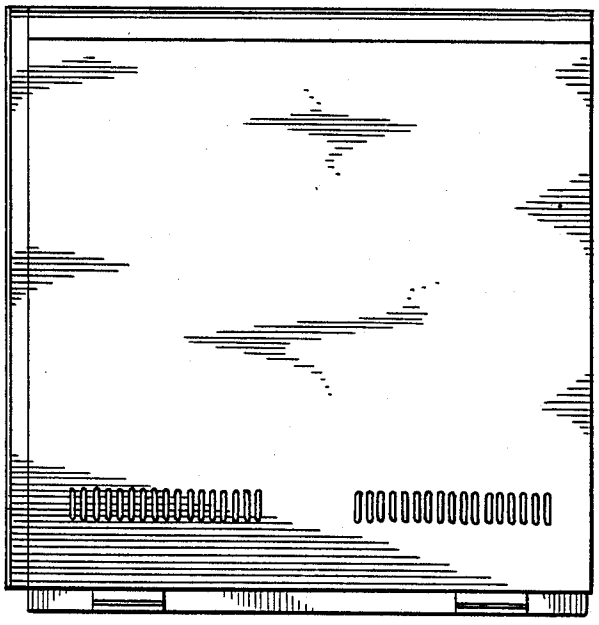

FIG. 4

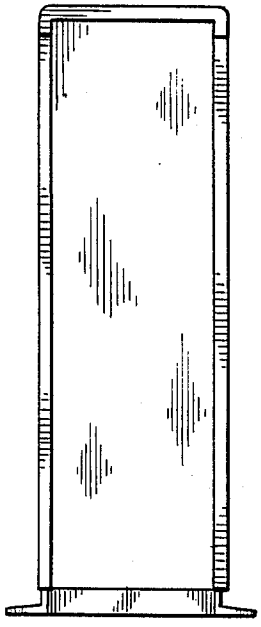

FIG. 5

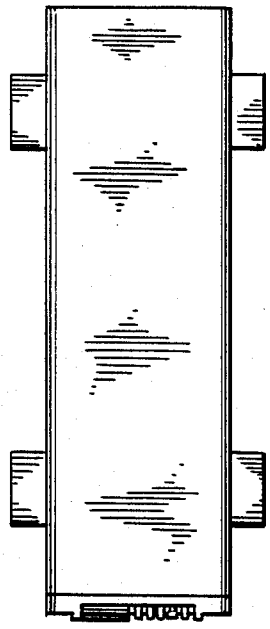

FIG. 6

