

[54] **SHOE STRETCHER**
 [75] Inventor: **Rene B. Tavo**, Deming, N. Mex.
 [73] Assignee: **The Raymond Lee Organization, Inc.**, New York, N.Y.
 [22] Filed: **Oct. 4, 1971**
 [21] Appl. No.: **186,036**
 [52] U.S. Cl. **12/120.5**
 [51] Int. Cl. **A43d 5/00**
 [58] Field of Search **12/120.5**

2,319,650 5/1943 Walstrom 12/120.5
 2,680,258 6/1954 Salzman 12/120.5

Primary Examiner—Patrick D. Lawson
Attorney—Richard S. Shreve, Jr.

[57] **ABSTRACT**

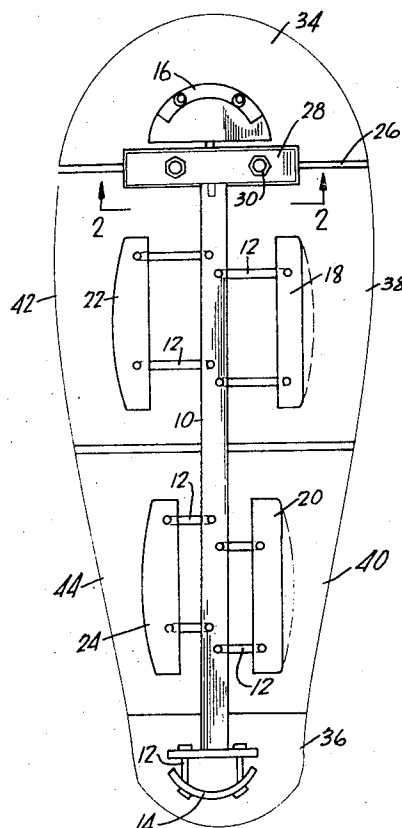
Apparatus for stretching shoes comprising, in horizontal alignment, a horizontal toe plate, a horizontal heel plate, left horizontal plate means extending on the left side between toe and heel plates, right horizontal plate means extending on the right side, and means to individually move anyone of the means or plates forward rearward or sideways as the case may be relative to all other elements of the structure.

References Cited

UNITED STATES PATENTS

2,519,244 8/1950 Goldsberry 12/120.5

4 Claims, 3 Drawing Figures



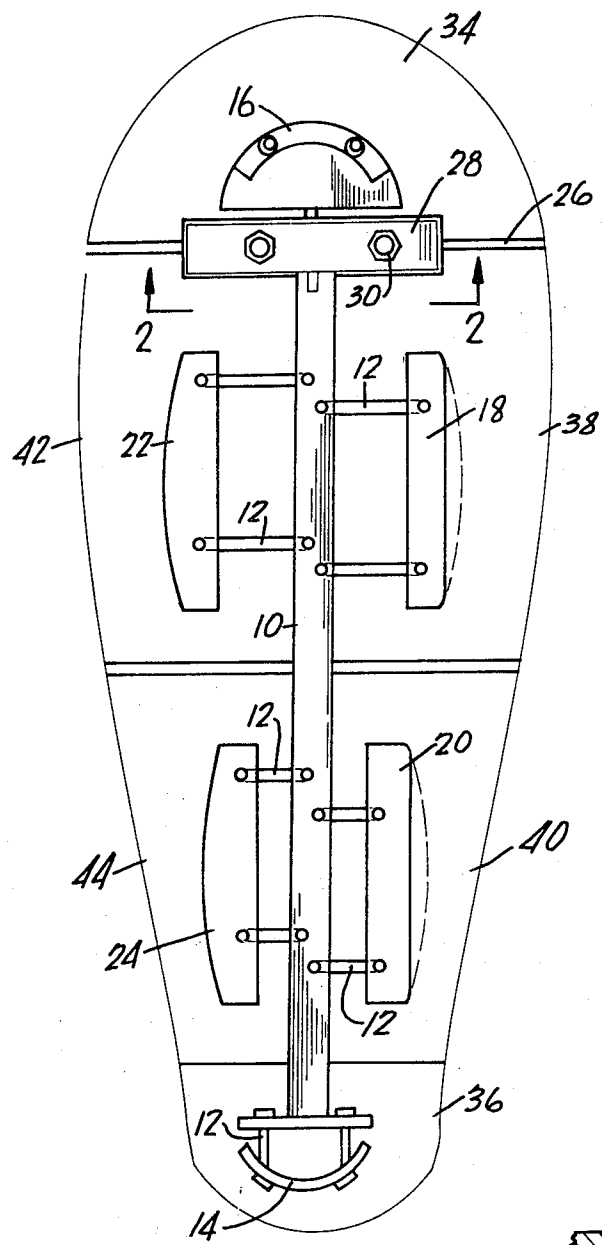


FIG. 1.

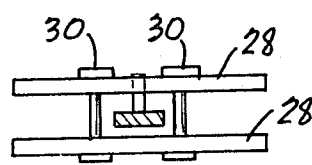


FIG. 2.



FIG. 3.

INVENTOR.
RENE B. TAVO

SHOE STRETCHER**FIELD OF THE INVENTION**

My invention is directed toward shoe stretched apparatus which can be disposed in a shoe to selectively stretch either the front or rear portion of either side or the toe portion or the heel portion without stretching any other part of the shoe at the same time. Of course more than one part of the shoe can be stretched at the same time if desired.

SUMMARY OF THE INVENTION

To this end, my apparatus has, disposed in horizontal alignment, a horizontal toe plate, a horizontal heel plate, left horizontal plate means extending on the left side between toe and heel plates, and right horizontal plate means extending on the right side between toe and heel plates.

Such means permits the toe plate to be advanced forward, the heel plate to be advanced rearward, the left means to be advanced outward to the left and the right means to be advanced outward to the right, to the extent required to stretch the appropriate part or parts of the shoe in which the apparatus is used.

BRIEF DESCRIPTION OF THE DRAWINGS

FIG. 1 is a plan of my invention;

FIG. 2 is a section taken along line 2—2 in FIG. 1; and

FIG. 3 is a detail section of a portion of the structure shown in FIGS. 1 and 2.

DETAILED DESCRIPTION OF PREFERRED EMBODIMENTS

Referring now to FIGS. 1-3, secured to an elongated horizontal longitudinally extending post 10 by transverse and longitudinal horizontal threaded bolts 12 are heel bar 14 at the rear end, forward bar 16 at the front end, front right hand bar 18, rear right hand bar 20,

front left hand bar 22, rear left hand bar 24, and two top bars 28. Bars 28 are interconnected by vertical threaded bolts 30, which extend through toe space 26 into bolt holes 32.

Forward bar 16 which is curved is secured to horizontal toe plate 34. Curved heel bar is secured to horizontal heel plate 36. Bars 18, 20, 22 and 24 are secured respectively to individual front right horizontal plate 38, rear right horizontal plate 40, front left horizontal plate 42 and rear left horizontal plate 42.

The left hand and right hand bars and plates can be interchanged depending upon whether a left shoe or a right shoe has been stretched. By suitably rotating the threaded bolts in the holes, individual plates can be extended as desired to stretch shoes or portions thereof as previously desired.

While I have described my invention with particular reference to the drawings, such is not to be considered as limiting its actual scope.

Having thus described this invention, what is claimed as new is:

1. Apparatus for stretching shoes comprising:

a horizontal toe plate;

an aligned horizontal heel plate;

left horizontal plate means extending on the left side between heel and toe plates and aligned therewith; right horizontal plate means aligned with the left means and extending on the right side between heel and toe plates; and

means to manually advance the toe plate forwardly of the right and left means to a desired position.

2. Apparatus as set forth in claim 1 further including means to manually advance the heel plate rearwardly of the left and right means to a desired position.

3. Apparatus as set forth in claim 2 including means to advance the left means outward to the left of the heel and toe plates.

4. Apparatus as set forth in claim 3 including means to advance the right means outward to the right of the heel and toe plates.

* * * * *

45

50

55

60

65