

- [54] **BAR**
- [75] **Inventor:** Ernest A. Pittman, Courtland, Mich.
- [73] **Assignee:** Chromcraft Corporation, Amsterdam, N.Y.
- [*] **Notice:** The portion of the term of this patent subsequent to Jun. 24, 1994, has been disclaimed.
- [**] **Term:** 14 Years
- [21] **Appl. No.:** 771,605
- [22] **Filed:** Feb. 24, 1977
- [51] **Int. Cl.** D6-04
- [52] **U.S. Cl.** D6/144
- [58] **Field of Search** D6/37, 56, 58, 59, 60, D6/64, 144

D. 157,478	2/1950	Farkas, Jr.	D6/56
D. 228,103	8/1973	Skaika et al.	D6/144 X
D. 235,234	6/1975	Johnson	D6/36

OTHER PUBLICATIONS

Bar Accessories Cat., © 1949, p. 25, bar.

Primary Examiner—Bruce W. Dunkins
Attorney, Agent, or Firm—Joseph P. Flanagan

[57] **CLAIM**

The ornamental design for a bar, as shown and described.

DESCRIPTION

FIG. 1 is a front perspective view of a bar.

FIG. 2 is a front perspective view of the bar of FIG. 1. In each view, the side not shown is similar to the side shown.

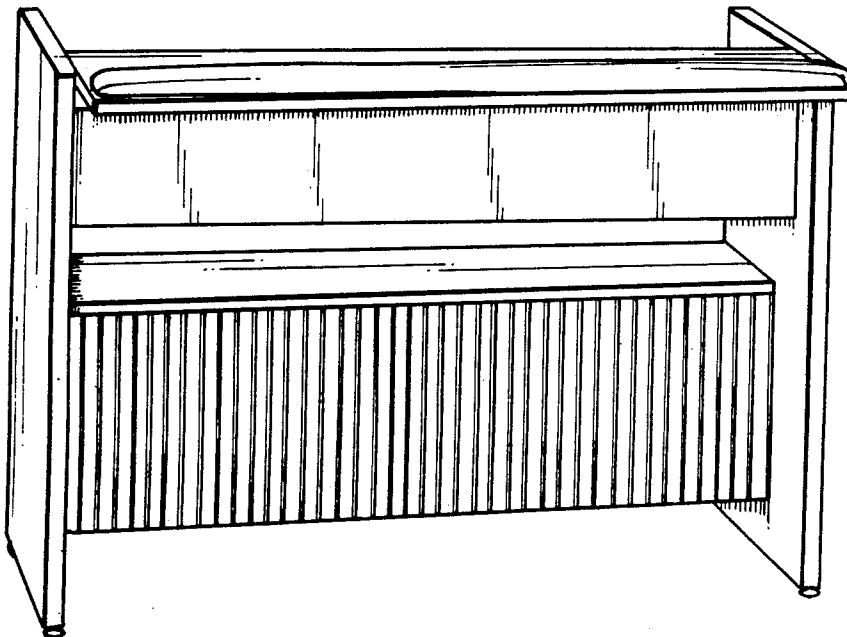
In FIG. 1 the top work surface of the bar is in its open position while in FIG. 2 the work surface is in its closed position.

The back is conventional in appearance.

[56] **References Cited**

U.S. PATENT DOCUMENTS

D. 150,194	7/1948	Barrett	D6/144
------------	--------	--------------	--------



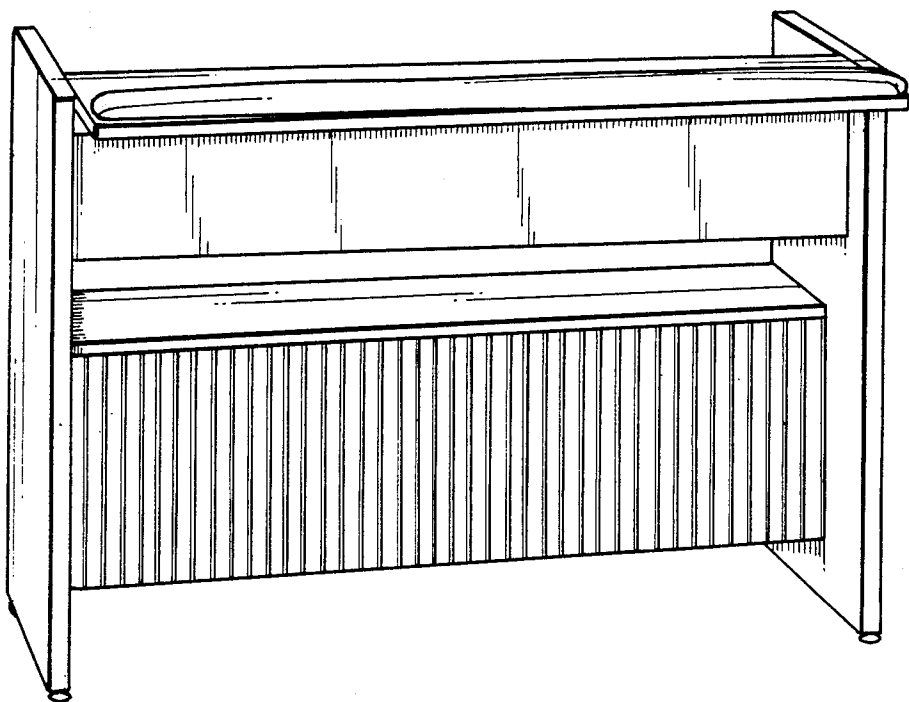


FIG. 1.

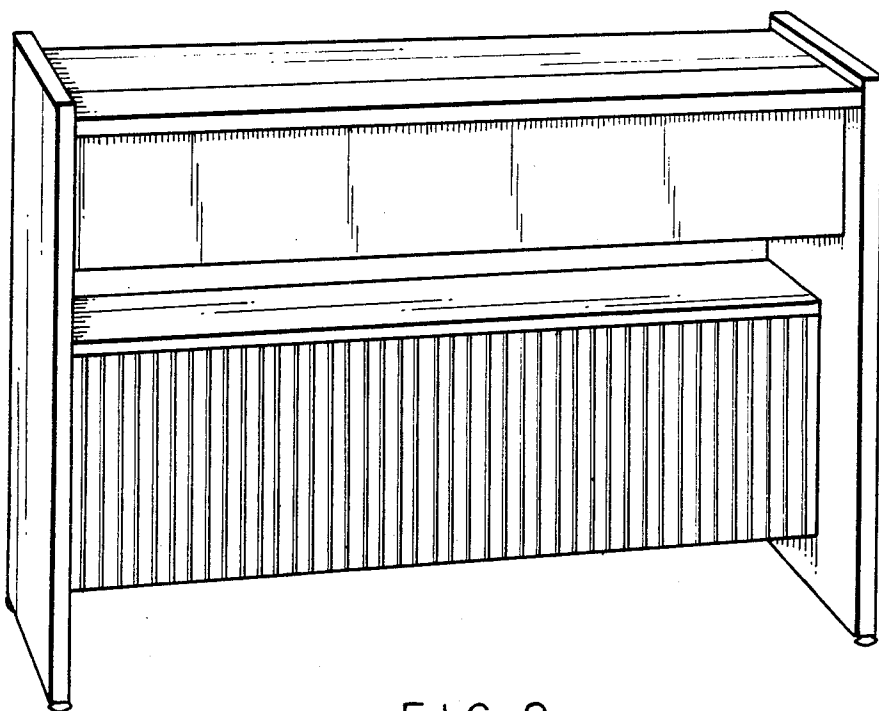


FIG. 2.